

USER MANUAL

WL-9392



Preface

Dear users,

Welcome to use our 5 in 1 fat-slimming, compact shaping and lifting anti-aging instrument. This is a multifunctional instrument that effectively applies to the facial firming, wrinkle remove and body shaping, applied the high technology to achieve safe and effective beauty and skin care effects. RF and ultrasonic beauty equipment is a professional beauty anti-aging instrument, which requires professional training personnel to operate. If the instrument is used incorrectly, it may cause adverse consequences to the human body. Therefore, we hope that any person to operate the instrument before ,the operator should first read this manual in detail and follow the instructions in the manual to operate the instrument.

We believe that our quality products will bring you good income, and our perfect after-sales service will make you no worry .

Thank you!

Catalog

Preface
Part I
Introduction
Advantage
Working Principle and Treatment
1. Facial Anti-aging
2. Neck Anti-aging
3. Waist Abdomen Shaping&Warm Palace
4. Breast Shaping
5. Body Shaping
Part II
Detailed Operation
Technical Parameters
Working Condition
Taboo Crowds
Cautions
Troubleshooting
FAQs
Packing List
Operation Diagram

Part I

Introduction

RF and Ultrasonic instruments are currently the most popular beauty, firming, shaping and anti-aging instruments, which can effectively replace all facial and body care items in beauty salons, and they are simple to operate, convenient and fast to solve the skin and body management problems of beauty lovers. This instrument is safe and effective, no injection, no medicine, no surgery, no side effects, full-time external use and immediate results. The radio frequency instrument causes the skin to heat deeply, stimulates the collagen proliferation and reorganization of the skin dermis, accelerates the blood circulation at the bottom of the skin, and achieves the purpose of skin firmness, fullness, anti-aging and prevention of aging.

Advantage

1. 5 in 1 multi-function beauty instrument to solve facial and body care problems
2. Ultrasonic Cavitation bursts fat powerfully, removes fat, replaces and surpasses the surgical liposuction, bringing the gospel to obese people
3. A variety of operating heads, can be replaced according to different parts, different needs of different operating head operations
4. The perfect combination of ultrasound and radio frequency, solve the problem of weight loss, make the skin firm while losing weight, increase skin elasticity, let the body metabolize quickly, enhance healthy body
5. Using the world's cutting-edge strong sound-explosive technology
6. Suitable for all skins
7. During the nursing process, it is comfortable, painless, non-invasive and harmless, no need for repair period, and it will not affect the normal working life.
8. No consumption, low cost, fast return
9. The treatment range is wider and the effect is rapid and significant
10. It will not cause unevenness, no bleeding and swelling

Working Principle and Treatment

1. Facial anti-aging

1.1 Principle

RF Radio Frequency

The multi-pole circular radio frequency machine can change the electric field polarity in the biological tissue of the treated site millions of times in one second, and change the direction at the same frequency in the rapid transformation of the electrode. The dermal tissue naturally resists the RF current and generates thermal energy. The heat stimulates the dermis to secrete more collagen, filling the vacancies of collagen, and then lifting up the skin's scaffold to restore skin elasticity.

During multi-polar RF therapy, the polarity of the radiation electrode points will continuously circulate and change, resulting in more intensive RF energy delivery, which will increase the temperature of the bottom layer of the skin, rapidly heat the tissue and promote collagen growth of the skin. The treatment effect can be more significant in a short period of time, and the treatment range is denser and wider.

Biological Effect

RF can shake millions of high-frequency radio waves per second, penetrate the epidermis, directly affect the dermis layer, deepen collagen cells, stimulate the growth of collagen fibers, and support it with a large amount of new collagen, making the skin more Firm and flexible.

Every time when energy enters into the skin, you will feel a brief heat. This means that collagen has been stimulated to heat up and the skin appears firm. In the process of sliding operation, the radio frequency wave emitted by the treatment head of the overclocked electric wave system is under the cold protection of the epidermis, and has been applied to the deep layer of the dermis through the epidermis to rapidly heat the water molecules to generate safe bio-thermal energy. When the collagen tissue is naturally rubbed and heated When it is $45^{\circ}\text{C} \sim 60^{\circ}\text{C}$, it

will shrink immediately and stimulate collagen to proliferate. At the same time, bio-heat energy can effectively accelerate the blood flow in fat cells, releasing free fatty acids (ffa), thereby increasing the dissolution of superficial fat, and achieving the purpose of tightening and relaxing the sagging part of the body.

1.2 Effective

1. Facial tightening, deep introduction of nutrition
2. Lighten pigment, pigmentation and whitening skin
3. Increase skin elasticity
4. Moisturizes skin and increases skin absorption rate
5. Accelerate blood circulation and metabolism
6. Relieve double chin and sagging skin
7. Stimulate collagen proliferation and delay aging

1.3 Applicable range

1. The face is dull and colorless
2. Skin is slack and sagging
3. Dark circles, eye bags
4. Fine lines, wrinkles, and eye pattern
5. The contour of the face is not clear
6. The skin is rough and the pores are large
7. Long-term office, facing the ultraviolet population
8. After the baby has lost skin, edema or puffiness

1.4 Taboo crowds

1. People who have just undergone plastic surgery, implanted prosthesis, metal materials, etc.
2. Those who have recently done injection products, such as: hyaluronic acid, water treatment, wrinkles remove, or plasticizers
3. Patients with hypertension, heart disease, diabetes, severe thyroid, malignant tumors, etc.

4. In the allergic period, severely sensitive skin and allergic to metal
5. The skin has wounds or
6. Excessive aging population
7. Menstrual period, pregnancy, lactation, recovery period
8. People with skin diseases and infectious diseases
9. Have unrealistic fantasies about the effect

1.5 Cautions

1. Do not wash your face with hot water for three days (can wash your face with warm or cold water)
2. Strengthen moisturizing and sun protection
3. Do not soak in hot springs, sauna, strenuous exercise, etc. within three days.
4. It is recommended to apply mask at least 3 times a week.
5. Avoid eating spicy, greasy food, avoid staying up late, smoking, drinking, eating more fruits and vegetables, light food
6. Diet avoids three high foods, mainly light

2. Neck Anti-aging

2.1 Principle

The best biotherm effect frequency of RF instrumentation for skin firming, skin lifting, skin detailing and face sculpting is 3MHz. The maximum speed is 8 million times per minute, the particles in the tissue are the same. The frequency changes direction, and the dermal tissue naturally resists RF currents to generate thermal energy.

The RF wave directly penetrates the skin, and the resistance formed by the skin acts on the energy to increase the temperature of the bottom layer of the skin, rapidly heating the tissue and promoting the growth of collagen in the skin, and tightening and stimulating collagen protein proliferation by using collagen protein in the dermis layer. The principle has the two functions of promptly improving firmness and long-lasting collagen regeneration. Collagen protein will gradually proliferate and recombine in 2-6 months after use, so that the sagging or loose skin is lifted and

tightened.

Biological Effect

The radio frequency can vibrate 1 million high-frequency radio waves per second, penetrate the epidermis, directly affect the dermis layer, deepen the collagen cells, stimulate the growth of collagen fibers, and support it with a large amount of new collagen to make the skin more Firm and flexible.

Every time energy is introduced into the skin, you will feel a brief heat. This means that collagen has been stimulated to heat up and the skin appears firm. In the process of sliding operation, the radio frequency wave emitted by the treatment head of the overclocked electric wave system is under the cold protection of the epidermis, and has been applied to the deep layer of the dermis through the epidermis to rapidly heat the water molecules to generate safe bio-thermal energy. When the collagen tissue is naturally rubbed and heated When it is $45^{\circ}\text{C} \sim 60^{\circ}\text{C}$, it will shrink immediately and stimulate collagen to proliferate. At the same time, bio-heat energy can effectively accelerate the blood flow in fat cells, releasing free fatty acids (ffa), thereby increasing the dissolution of superficial fat, and achieving the purpose of tightening and relaxing the sagging part of the body.

2.2 Effect

1. Improve neck fine lines and wrinkles
2. Improve neck skin loose, rough, dull
3. Firming skin and increasing skin elasticity
4. Improve double chin
5. Accelerate lymphatic circulation and metabolism to prevent neck disease
6. Improve skin texture, relieve rough skin, acne, dull skin

2.3 Applicable range

1. Fine lines and wrinkles in the neck
2. Neck skin is loose and inelastic
3. The skin is dull and colorless

4. often bowed
5. The neck is blocked, it is easy to grow acne, and the skin is rough.

2.4 Taboo crowds

1. People who have just undergone plastic surgery
2. Patients with hypertension, heart disease, diabetes, severe thyroid, malignant tumors, etc.
3. In the allergic period and severely sensitive skin
4. The skin has wound or wounds
5. Excessive aging population
6. Pregnant women, surgery recovery period
7. People with skin diseases and infectious diseases

2.5 Cautions

1. Pay attention to sun protection and neck warmth
2. After the operation, the treatment site is relatively dry, pay attention to moisturizing and sunscreen
3. It is best not to use alcohol, fruit acid and scrub products within 1-3 days after operation.
4. Avoid washing with overheated water, sauna, hot springs or strenuous exercise within 7 days after operation
5. Pay attention to more water and neck mask after operation, at least 3 times a week, pay attention to rubbing essence or neck cream
6. Avoid long periods of bowing

3. Waist and Abdomen Shaping & Warm Palace

The ovary is an important organ of women. It can stimulate hormone secretion in women and increase the hormone level in the body. It is also called the source of life for women. The ovary is well maintained, which can make the facial skin smooth and delicate, white and red, and always resilient and flexible. It can also promote

reproductive and physical health, regulate and secrete female hormones, and improve the quality of life of both sexes. Ovarian health can make a woman's breast full, firm and round. Poor ovarian function can affect the secretion of estrogen, sexual function, skin texture, skin color and female body shape, making the female face yellow, body bloated, vaginal dryness, and early into the aging state. Therefore, ovarian maintenance is very important for female friends. Nowadays women have a lot of bad habits. For example, when dressing, they only pursue grace without asking for temperature. In addition, they often eat some cold food. When the time is long, it is prone to palace cold. Palace cold can cause dysmenorrhea, menstrual edema and even Symptoms such as amenorrhoea, in general, the palace cold is very harmful to the health of women, so we must take the method to warm the palace, while the warm palace can also achieve a certain shaping effect.

3.1 Principle

40K Cavitation

The sound wave with a frequency of 40000HZ emitted by a strong acoustic wave head with a strong sound wave can enter the human body and produce a strong impact effect on the fat cells of the human body and frictional movement between the fat cells, which can effectively consume heat and consume the water of the cells. In order to reduce the fat cells, in addition, when the sound waves vibrate, the cells can produce strong cracks, the cells blast instantaneously, and the fat cells are reduced, thereby achieving the fat removal effect.

The principle of the cavity of ultrasonic waves: tens of thousands of tiny bubbles, ie cavitation bubbles, are generated by vibration of the liquid. These bubbles grow in the Vacuum suction region formed by the longitudinal propagation of the ultrasonic waves, and are rapidly closed in the positive pressure region, thereby being compressed and stretched under alternating positive and Vacuum suction. At the moment the bubble is compressed until it collapses, it blasts, creating a huge instantaneous pressure, typically up to tens of megapascals to hundreds of megapascals, and producing intense vibration and noise.

Advantages: Selective destruction of tissue, specific frequency, only destroy low-density adipose tissue, protect high-density tissues such as vascular nerves.

RF

The radio frequency release energy directly acts on the dermis through the epidermis of the skin, and directly generates heat from the inside of the human body. The heat reaches 40° C-60° C, and the blood circulation and lymphatic circulation of the uterus are enhanced by the bio thermal effect, thereby decomposing the rapid metabolism of the adipose tissue. It can be used to regulate the uterus and increase the discharge of menstruation, which is good for suppressing the palace cold.

1.Skin layer

The suction and release process of air pressure-----

(1) Improve the fluidity between cells, thereby increasing the movement of cells, and treating diseases related to blood stasis and blood stasis.

(2) Drainage of lymph nodes and veins

Effect: Excess water is drained from the tissue fibers.

2. Vascular layer

Air pressure aspiration process -----

(1) Improve blood circulation of micro vascular, not only a single improvement in the capillary system, but also improve the flow between the deep veins and lymph nodes.

(2) Remove excess toxins in the body.

Effect: strengthen blood vessels, eliminate toxins

3.2 Function and Effect

1. Improve women's gynecological problems

2. Improve the coldness of women's hands and feet, palace cold, body cold

3. Regulate the function of the female reproductive system and enhance ovarian function

4. Promote follicular development and regulate the secretion of sex hormones

(estrogen, progesterone, androgen)

5. Adjust female reproductive system problems (dysmenorrhea, irregular menstruation, relieve premenstrual syndrome, reduce leucorrhea, increase vaginal secretion)
6. Maintain youthful appearance, delay the arrival of menopause, and delay aging
7. Improve waist and abdomen, swimming ring, small belly
8. Firms skin, improves stretch marks and increases skin elasticity

3.3 Applicable range

1. The hands and feet are cold, the palace and body are cold.
2. Gynecological inflammation, Irregular menstruation, Dysmenorrhea
3. The face begins to appear slack and drooping people
4. People who are prone to low back pain
5. Waist and abdomen are loose
6. Sedentary, the waist line is not good

3.4 Taboo Crowds

1. Three high populations and heart patients
2. Pregnancy period, lactation period
3. The surgical wound is healing or recovering from surgery
4. Patients with epilepsy and severe diabetes and hyperthyroidism
5. Patients with malignant tumors and patients with hemophilia or severe bleeding
6. Patients with skin diseases and infectious diseases
7. Patients with severe gynecological diseases
8. The population during the treatment of gynecological diseases

3.5 Cautions

1. Avoid leaking the navel, avoid blowing and getting cold
2. Avoid overeating, staying up late, drinking, eating cold, spicy and greasy food, drinking more hot water
3. Pay attention to the abdomen to keep warm, take a bath after 4-6 hours

4. Avoid sauna, hot springs or strenuous exercise within 7 days after operation
5. You can rub your abdomen clockwise by hand before going to bed at night, so that the metabolic effect of weight loss is better.

4. Breast Shaping

4.1 Principle

RF

Specific radio frequency waves are generated in a specific depth under the skin by radio frequency thermal effect, which directly acts on the dermis through the epidermis of the skin, thereby heating the tissue, promoting the catabolism of subcutaneous fat, and stimulating the proliferation and reorganization of collagen and elastic fibers. Collagen in the dermis is constantly renewed and rearranged, allowing the relaxed skin to feel lifted and firmed immediately after the treatment. At the same time, the form of massage promotes blood circulation of the breast, prompting the blood to speed up the circulation to clear the clots and stagnant blood, and release the fat to the breast in the case of vibration. At the same time, more nutrients are absorbed into the breast, which not only prevents the development of lobular hyperplasia and breast cancer, but also allows you to have natural, healthy, beautiful, firm breasts, and make the female friends having more confident.

4.2 Effect

1. Adjust the breast shape and improve the secondary breast
2. Improve breast nodules, mild hyperplasia, relieve menstrual breast pain
3. Improve breast expansion
4. Improve irregular menstruation, face spots, lack of flexibility
5. Improve postpartum breast atrophy, breast relaxation, mammary duct obstruction

4.3 Applicable range

1. The breast shape is not good, the people with the secondary breast
2. People with nodules in the breast, mild hyperplasia, menstrual breast pain
3. The breast fat is free, drooping, and expanding

4. Immunity is low
5. Irregular menstruation, face-up spots, lack of flexibility
6. People who feel that their mammary gland is not developed enough, postpartum breast atrophy, breast relaxation, breast duct blockage, etc.

4.4 Taboo Crowds

1. Cardiovascular disease, diabetes, abnormal blood coagulation, and impaired vital organ function.
2. Long-term or taking anticoagulant drugs, vasodilators, corticosteroids and other drugs.
3. There is a infection in the breast skin.
4. Patients with severe breast hyperplasia and fibroids and cysts
5. Pregnancy lactation

4.5 Cautions

1. Drink warm water, keep warm
2. Wear stereotypes and comfortable underwear, don't squeeze the breast hard
3. Avoid blowing and getting cold, take a shower after 4-6 hours

5. Body Shaping

5.1 Principle

RF

The best biotherm effect frequency of the RF instrument can achieve skin firming, skin lifting, skin detailing and face sculpting effect is 3MHz, and the extreme variable speed is up to 8 million particles per second in the tissue, in the rapid transformation of the electrode. By changing the direction at the same frequency, the dermal tissue naturally resists RF currents and generates thermal energy.

The RF wave directly penetrates the skin, and the resistance formed by the skin acts on the energy to increase the temperature of the bottom layer of the skin, rapidly heating the tissue and promoting the growth of collagen in the skin, and tightening

and stimulating collagen protein proliferation by using collagen protein in the dermis layer. The principle has the two functions of promptly improving firmness and long-lasting collagen regeneration. Collagen protein will gradually proliferate and recombine in 2-6 months after use, so that the sagging or loose skin is lifted and tightened.

Biological Effect

The radio frequency can vibrate 1 million high-frequency radio waves per second, penetrate the epidermis, directly affect the dermis layer, deepen the collagen cells, stimulate the growth of collagen fibers, and support it with a large amount of new collagen to make the skin more Firm and flexible.

Every time energy is introduced into the skin, you will feel a brief heat. This means that collagen has been stimulated to heat up and the skin appears firm. In the process of sliding operation, the radio frequency wave emitted by the treatment head of the overclocked electric wave system is under the cold protection of the epidermis, and has been applied to the deep layer of the dermis through the epidermis to rapidly heat the water molecules to generate safe bio-thermal energy. When the collagen tissue is naturally rubbed and heated When it is $45^{\circ}\text{C} \sim 60^{\circ}\text{C}$, it will shrink immediately and stimulate collagen to proliferate. At the same time, bio-heat energy can effectively accelerate the blood flow in fat cells, releasing free fatty acids (ffa), thereby increasing the dissolution of superficial fat, and achieving the purpose of tightening and relaxing the sagging part of the body.

40K Cavitation

The sound wave with a frequency of 40000HZ emitted by a strong acoustic wave head with a strong sound wave can enter the human body and produce a strong impact effect on the fat cells of the human body and frictional movement between the fat cells, which can effectively consume heat and consume the water of the cells. In order to reduce the fat cells, in addition, when the sound waves vibrate, the cells can produce strong cracks, the cells blast instantaneously, and the fat cells are reduced, thereby achieving the fat removal effect.

The principle of the cavity of ultrasonic waves: tens of thousands of tiny bubbles, ie cavitation bubbles, are generated by vibration of the liquid. These bubbles grow in the Vacuum suction region formed by the longitudinal propagation of the ultrasonic waves, and are rapidly closed in the positive pressure region, thereby being compressed and stretched under alternating positive and Vacuum suction. At the moment the bubble is compressed until it collapses, it blasts, creating a huge instantaneous pressure, typically up to tens of megapascals to hundreds of megapascals, and producing intense vibration and noise.

Advantages: Selective destruction of tissue, specific frequency, only destroy low-density adipose tissue, protect high-density tissues such as vascular nerves.

Vacuum Suction Slimming

Massage the skin and muscles through a special Vacuum suction tip, which can effectively improve the fluidity of human body cells, increase the movement of cells to achieve the effect of activating cells to improve skin elasticity, and accelerate the blood circulation of tiny blood vessels, and the excess toxins in the body. Excreted through the normal circulation of the lymphatic system, reducing and improving the chances of formation of defects such as pigmentation, pigmentation, and congestion in various parts of the body. The kneading effect of vacuum Vacuum suction liposuction can increase the tissue activity of the skin and muscles, thereby helping to reduce the hard cell structure and increase the elasticity of the skin tissue, so that the slimming and shaping can be completed at the same time. In addition, vacuum Vacuum suction movement can stimulate the surface and deep sympathetic nervous system, improve skin sensitivity, and the air pressure absorption process can not only improve the capillary system but also improve the flow between the deep veins and lymph nodes, strengthen the blood vessels. Improve varicose veins.

Advantages: Breaking through the single simple Vacuum Cavitation working mode in the past, using different modes for different parts can be more efficient and better, slimming, shaping, and will never harm the human body. The unique RF function head design, with a relatively independent and complementary metabolic system of

RF and Vacuum suction, can be more effective, faster and more uniform than the ordinary single-stage RF.

Vacuum Cavitation Physical Effect

1. Skin layer

The suction and release process of air pressure -----

(1) will improve the fluidity between cells, thereby increasing the movement of cells, and treating diseases related to blood stasis and blood stasis.

(2) drainage of lymph nodes and veins

Effect: Excess water is drained from the tissue fibers.

2. Vascular layer

Air pressure aspiration process -----

(1) improve blood circulation of micro vascular, not only a single improvement in the capillary system, but also improve the flow between the deep veins and lymph nodes.

(2) can remove excess toxins in the body.

Effect: strengthen blood vessels, improve varicose veins

3. Fiber layer

Air pressure aspiration process ----- can promote the combination of two effects in different tissues (including skin, muscle tissue, etc.)

-- Repair cell tissue and increase cell-to-cell activity.

-- It enhances and repairs skin elasticity and resists skin stretching.

--The production of collagen helps the skin to regain elasticity.

--It can improve the oxygen supply capacity of the skin and increase the consumption of carbon dioxide.

Effect: Break the hard fibers of the cellulite to make it more elastic and thus achieve the shaping effect.

4. Neural layer

The suction and release process of air pressure stimulates the surface and deep

layers of the sympathetic nervous system.

-- Improve skin sensitivity.

-- Repairs the elasticity of the skin and resists tissue fibrosis.

Effect: Repair and improve skin sensitivity.

5.2 Arm Shaping

5.2.1 Efficacy

1. Stimulate the collagen at the bottom of the skin, shape and firm
2. Improve sagging skin
3. Improve the worship sleeves, thick arms
4. relieves soft skin
5. tighten the skin
6. Accelerate blood circulation and dredge meridians

5.2.2 Applicable range

1. The arms are thick and wear clothes are not good.
2. There are butterfly sleeves, the people who worship the meat
3. The arm skin is soft and the crowd is not tight
4. The arm is prone to soreness and numbness

5.2.3 Taboo Crowds

1. People who have just undergone plastic surgery
2. Patients with hypertension, heart disease, diabetes, severe thyroid, malignant tumors, etc.
3. In the allergic period and severely sensitive skin
4. The skin has wound or wounds
5. Excessive aging population
6. Pregnant women, surgery recovery period
7. People with skin diseases and infectious diseases

5.2.4 Cautions

1. Keep warm after operation, do not eat cold food, avoid blowing cold
2. Bathing after 4-6 hours
3. Drink warm water and replenish moisture
4. Refusing to overeating and refusing to stay up late
5. Avoid sauna, hot springs or strenuous exercise within one week of operation

5.3 Back shaping

5.3.1 Efficacy

1. Relieve shoulder pain and improve hunchback
2. Unblock the meridians and improve the meridians
3. Accelerate blood circulation and metabolism
4. Improve head blood supply and improve sleep
5. Adjusting the function of the organs to enhance physical fitness
6. Firming the skin and preventing the skin from loosening and softening
7. Improve excess fat on the back and shape the back

5.3.2 Applicable

1. A sore shoulder and a stiff neck
2. Insomnia and dreams, people who have lost their memory
3. People who are prone to fatigue, sleepy, and poor circulation
4. The back is thick, and wear the clothes don't look good.
5. People with hunchback

5.3.3 Taboo Crowds

1. Metal implants such as stents, pacemakers, etc., allergic to metals
2. Pregnancy period, lactation period
3. The surgical wound is healing or recovering from surgery
4. Three high populations, heart disease patients, patients with epilepsy and severe diabetes and hyperthyroidism
5. Patients with malignant tumors and patients with hemophilia or severe bleeding
6. Patients with skin diseases and infectious diseases

7. People who are too weak
8. Drunk, full, fasting, thirst, overworked

5.3.4 Cautions

1. Keep warm, avoid blowing cold, drink plenty of hot water
2. Take a shower after 4-6 hours after the operation
3. Avoid staying up late, drinking, overeating
4. Avoid eating cold and spicy food and keep enough sleep
5. Avoid wearing off-the-shoulder, open-back clothes

5.4. Hip Shaping

The buttocks are located in the middle of the human body. They are the key hub for the operation of meridians and qi and blood. They are the main switch of the six meridians and the bridges connecting the upper blood and the lower blood. It is an important factor in making s-shape and increasing the attractiveness of women.

5.4.1 Efficacy

1. Improve blood circulation and accelerate metabolism
2. Improve menstrual pain, irregular menstruation, abnormal leucorrhea and other female diseases
3. Improve sleep quality, improve female sexual function, tighten the vagina
4. Start warm nest function, stimulate gland secretion, increase marital relationship
5. Make the complexion rosy, fade the stains and return to the young
6. The shape of the buttocks improves the sagging of the buttocks and tightens the skin.

5.4.2 Applicable

1. The hips are sagging and fat accumulation
2. Obesity and stretch marks
3. The hip shape is not good, the flat is soft and the crowd is expanding.
4. The hips are cold, cold, and low in hip temperature.

5. Palace cold, dysmenorrhea, irregular menstruation, gynecological inflammation, etc.
6. Estrogen levels decline, sexual life is not harmonious

5.4.3 Taboo Crowds

1. Menstrual period, lactation period and recovery period
2. Patients with hypertension, heart disease, diabetes, severe thyroid, malignant tumors, etc.
3. Skin diseases, infectious diseases and sensitive skin
4. The recovery period of the surgery or with wounds on the body
5. Allergic and severely sensitive skin
6. People who have just had liposuction
7. Excessive aging population

5.4.4 Cautions

1. Keep your hips warm and avoid wearing short skirts and shorts
2. Take a shower after 4-6 hours after the operation
3. Drink plenty of hot water to avoid blowing cold
4. Avoid staying up late, drinking, overeating
5. Avoid eating cold and spicy food and keep enough sleep

5.5. Leg Shaping

5.5.1 Efficacy

1. Tighten the skin and prevent skin from sagging
2. Stimulate collagen regeneration, smooth the fat lines
3. Increase leg circulation and detoxification metabolism
4. Promote blood circulation, clear the meridians, prevent varicose veins
5. Tighten the excess fat in the leg and get rid of the big thick legs

5.5.2 Applicable

1. People with poor circulation of the lower extremities, edema and obesity
2. Low immunity, general discomfort and pain, people who are prone to colds
3. Constipation, rough skin, relaxed crowd
4. The meridians of the legs are blocked, the proportion of the legs is poor, and the people who are not good-looking

5.5.3 Taboo Crowds

1. Menstrual period, lactation period
2. Patients with hypertension, heart disease, diabetes, severe thyroid, malignant tumors, etc.
3. Skin diseases, infectious diseases and sensitive skin
4. The recovery period of the surgery
5. Patients with severe varicose veins and tumors
6. Allergic and severely sensitive skin
7. People who have just had liposuction
8. Excessive aging population
9. Pregnant women, recovery period

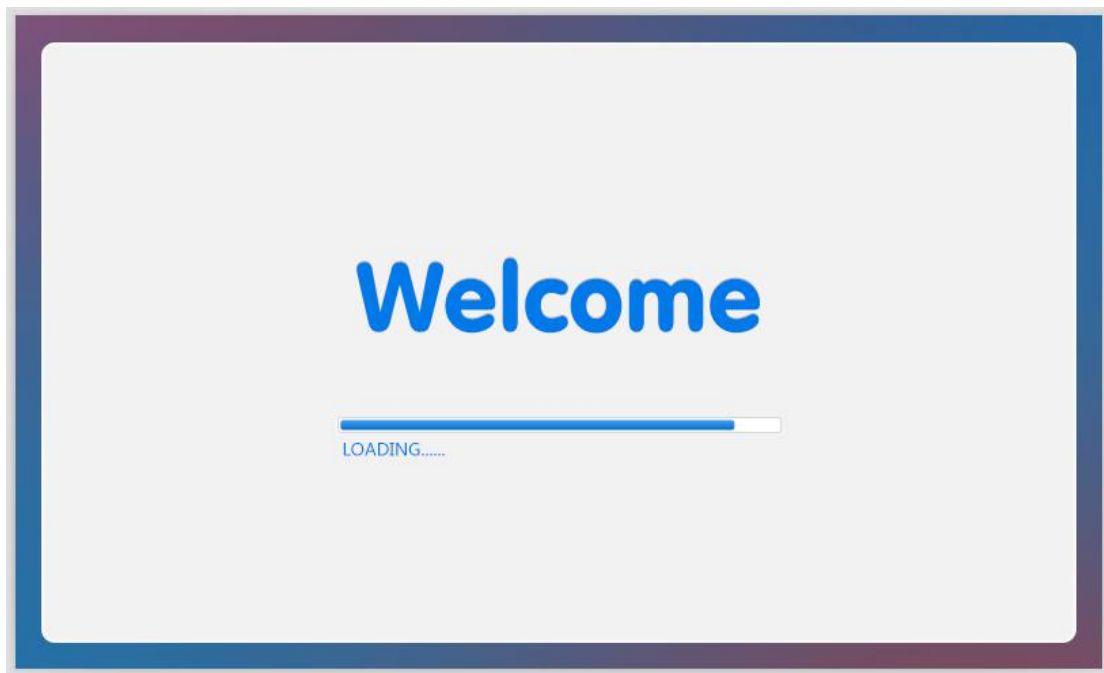
5.5.4 Cautions

1. Keep warm after operation, do not eat cold food, avoid blowing cold bathing
2. Taking a bath should be after 4-6 hours
3. Drink warm water, replenish water, accelerate metabolism
4. Refusing to overeating and refusing to stay up late
5. Avoid sauna, hot springs or strenuous exercise within 7 days after operation
6. Wear long pants as much as possible. Avoid wearing short skirts and shorts.

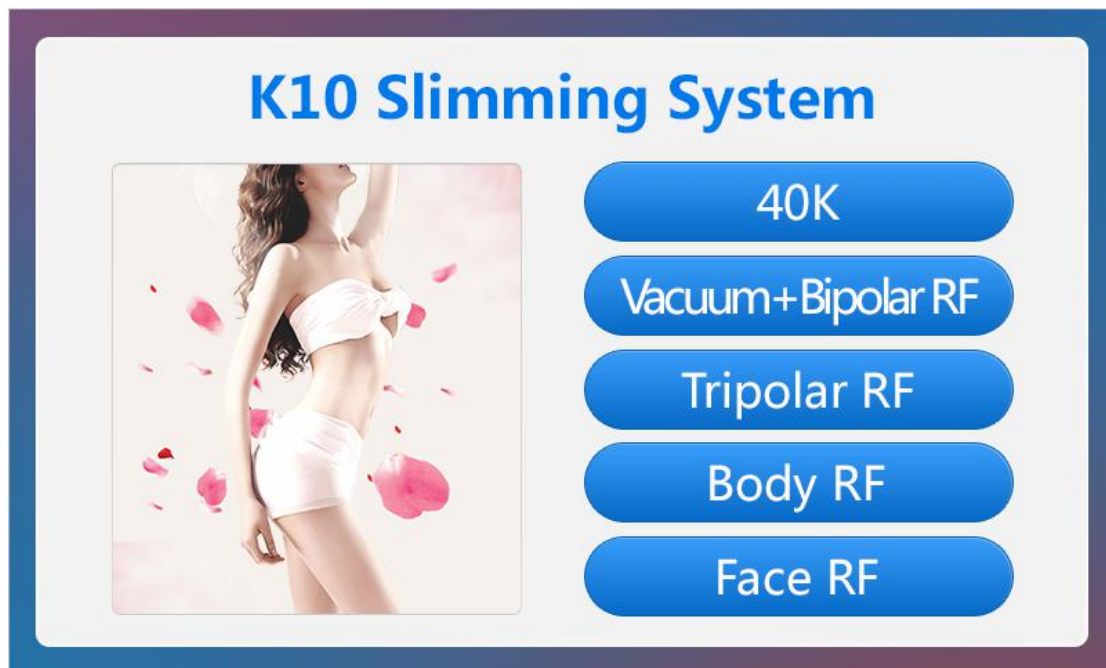
Part II

I. Detailed Operation


1. Use the red power button to start the machine, the screen will show “Welcome”

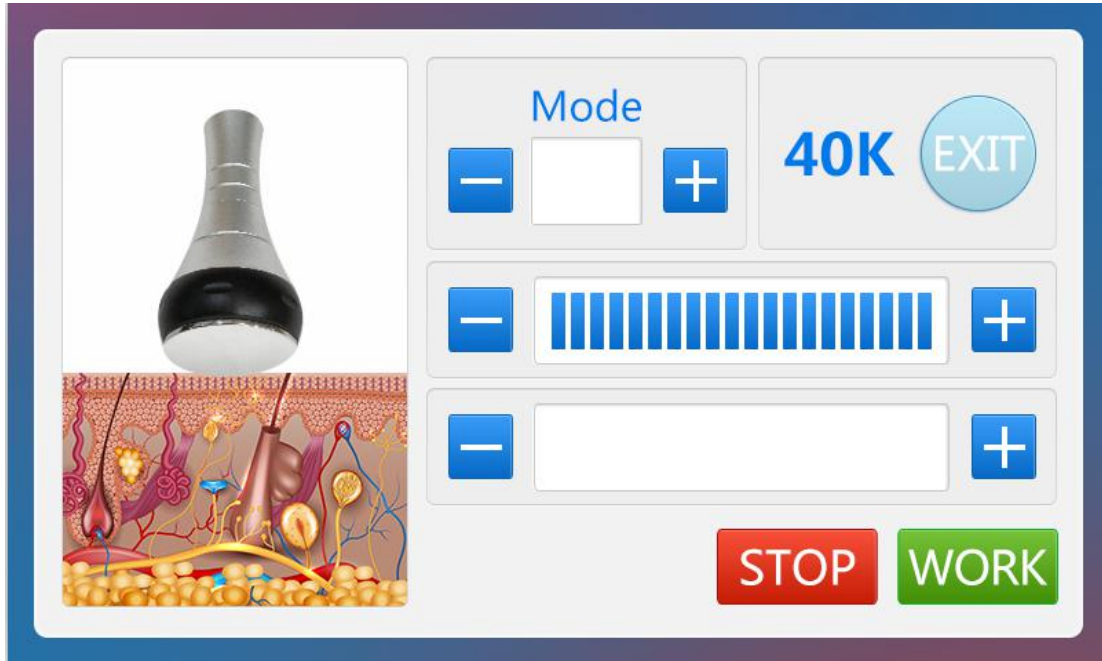


2. Click any place of the screen to enter into the main interface



A. 40K Cavitation

1. Press  button to enter into 40k cavitation function display as bellow:



2. Please click  to set working time.

3. Please click  to increase/decrease ENERGY

4. Please click  to choose working mode

5. Please click  to start treatment

6. Please click  to pause treatment

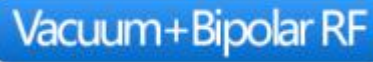
7. please click



to return to main page

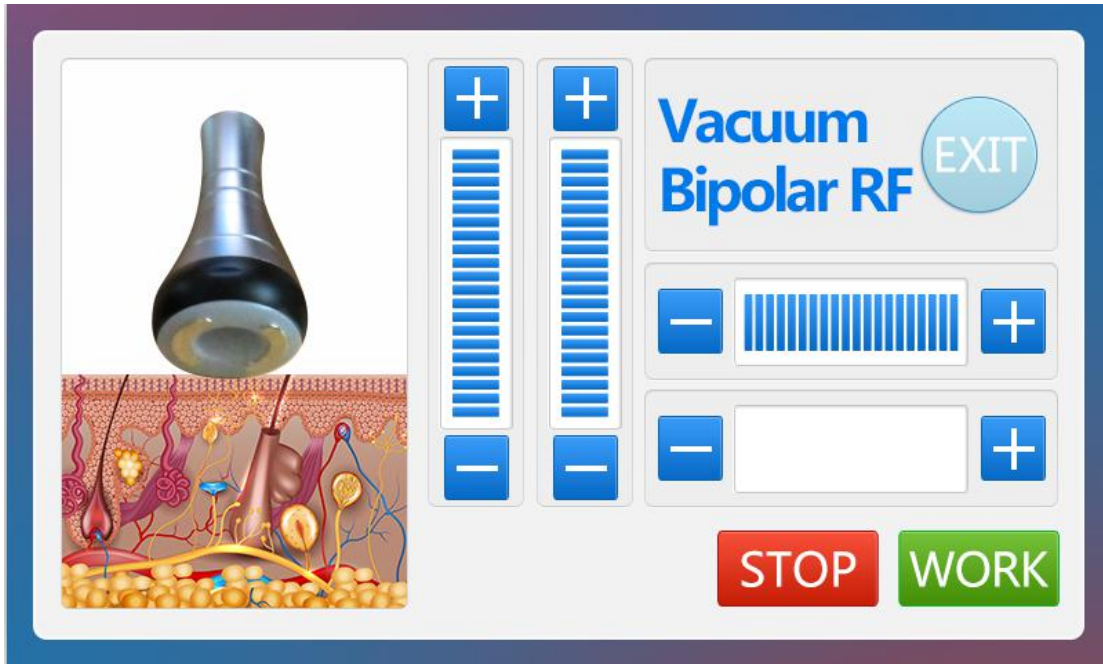
B. Body vacuum bipolar

1. Press

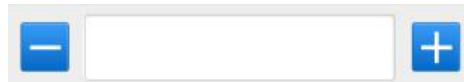


button to enter into Vacuum bipolar

function display as bellow:



2. Please click



to set working time.

3. Please click



to increase/decrease ENERGY

4. Please click



to increase/ decrease VACUUM RELEASE TIME

5. Please click



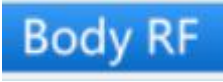
to increase/ decrease VACUUM SUCTION TIME

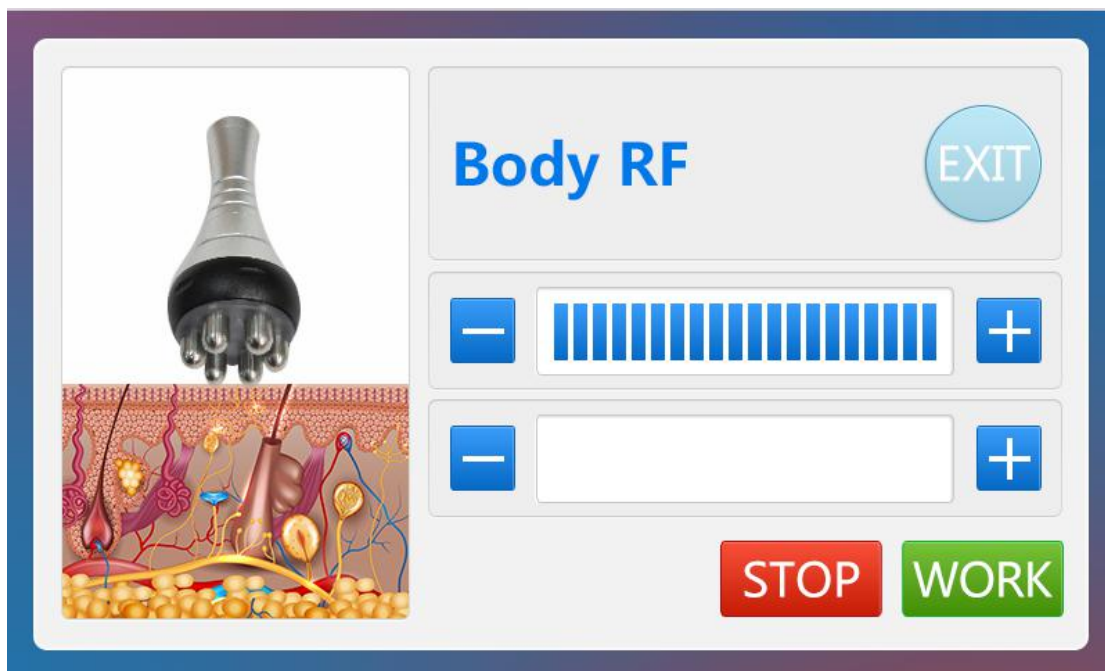
6. Please click  to start treatment


7. Please click  to pause treatment

8. please click  to return to main page

C. Body Radio Frequency

1. Press  button to enter into Body RF function display as bellow:



2. Please click   to set working time.


3. Please click    to increase/decrease ENERGY

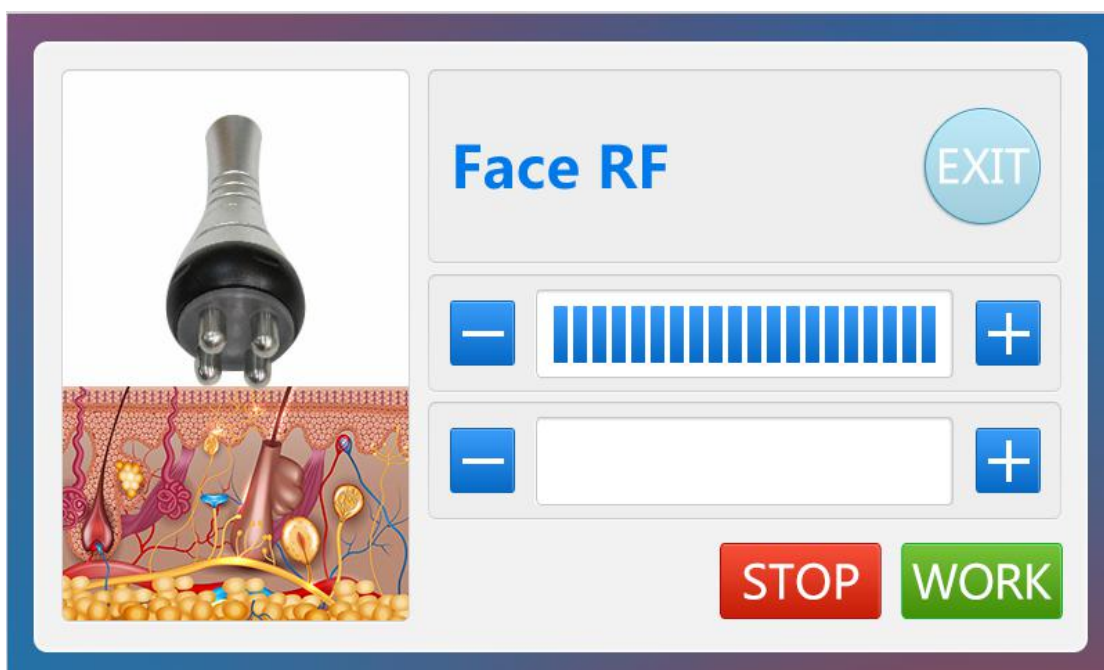
4. Please click  to start treatment

5. Please click  to pause treatment

6. please click  to return to main page

D. Face RF

1. Press  button to enter into Body RF function display as bellow:



2. Please click   to set working time.




3. Please click to increase/decrease ENERGY

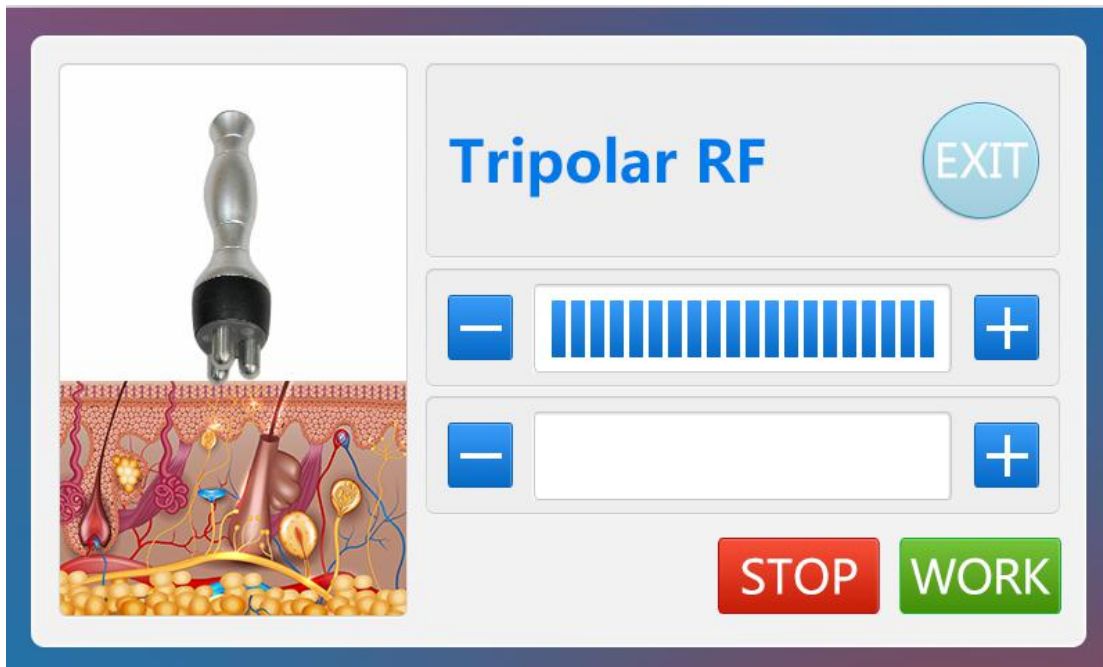
4. Please click  to start treatment


5. Please click  to pause treatment

6. please click  to return to main page

E. Tripolar RF

1. Press  button to enter into Body RF function display as bellow:



2. Please click   to set working time.

3. Please click  to increase/decrease ENERGY

4. Please click  to start treatment

5. Please click  to pause treatment

7. please click  to return to main page

II. Technical Parameters

Power supply Input:100V-240V
Power :180W

Unoisetion Probe:
Power supply output:150V
Frequency:40KHz
Power:25W

Vacuum RF for body
Power supply output:66V
Frequeuncy:3MHz
Power:30W

Sextupolar RF for body
Power supply output:66V
Frequeuncy:3MHz
Power:30W

Quadrupole RF head for Arm/face/small area of body Power supply output:66V
Frequeuncy:3MHz
Power:30W

Tripolar RF for face and eyes

Power supply output:66V

Frequency:3MHz

Power:30W

Red Wavelength:650 - 730 nm

III. Working Condition

Using at normal temperatures and pressure. Please do not stay in too cold, too hot, too dry and too wet.

IV. Taboo Crowds

Patients with the following symptoms should be cautious when using the device.

Please consult a doctor or professional before using the details as follows:

1. Pregnant or lactating women
2. Heart disease or with a heart pacemaker
3. Patients whose surgical wounds have not healed and during the recovery period
4. Patients with epilepsy, severe diabetes and hyperthyroidism
5. Patients with malignant tumors, patients with hemophilia or severe bleeding
6. Patients with skin diseases and infectious diseases should be used with caution

V. Cautions

1. Remove the treatment head every time after you use the instrument. Clean it with water and keep it in a safe place.
2. The instrument must have a plug with a grounding pin before use and ensure that the instrument's power outlet is properly grounded.
3. Ensure that the voltage of the instrument is adapted. If the local power supply voltage is unstable, we recommend that the user add a power-matched regulated

power supply between the mains and the instrument.

4. For the purpose of the treatment of the instrument and to ensure the normal service life, please use the specified accessories provided or recommended by the original manufacturer.

5. Do not place the instrument in a humid place or near a water source, and do not expose the instrument to direct sunlight.

6. Do not place the instrument close to a strong heat source, as this may affect the life of the instrument and normal use.

7. Please remove all metal objects from your body before treatment to avoid unpredictable conditions and affect the efficacy.

8. Please do not use it in the eyes, thyroid gland, parathyroid gland, testis, pregnant abdomen and atrial pulse generator.

9. Patients who are ill should also use this instrument with caution unless approved by a doctor.

10. When the instrument is not in use, please turn off the power switch of the instrument and ensure that the total power of the instrument is turned off before the personnel leave after daily use to ensure the safety of the electrical products.

11. Use the instrument or train the instrument operator in strict accordance with the instructions in the instruction manual.

12. When taking other weight-loss drugs, it is recommended to stop the drug after 1~2 months. If you want to lose weight immediately, you should extend the course of treatment.

13. Do not use the instrument on an empty stomach. After at least 1 hour after a full meal, you can take a weight loss treatment.

14. The instrument should be in full contact with the skin during operation to avoid heat unevenness.

15. When the energy is just operating, the energy starts from the lowest, and then slowly add energy after adaptation.

16. When using this instrument, the operating part must be kept moist and avoid dry skin operation.

17. After the operation, scrub the instrument with saline to ensure the instrument is clean and prolonged.

VI. Troubleshooting

1. The instrument cannot be started, and the button light on the back of the instrument is not lit?

A. Make sure the power cord is connected to a valid power outlet.

B. Is the fuse tube on the back of the instrument loose or burnt?

2. Does the instrument have no RF output?

A. Please check if the instrument handle and the connector connected to the body are tightly connected.

B. Please check whether the treatment part has been cleaned. The grease or oily essential oil product may cause the instrument's treatment handle to be in poor contact with the human body, resulting in no RF output.

3. Is the RF output weakened?

A. Please check if the instrument handle and the connector connected to the body are tightly connected.

B. Please check if there is any non-conductive grease and other substances on the handle of the treatment. This will cause the contact to be weak and the output to be weakened.

C. Please check if the product used is the adapter specified by the instrument.

4. Does instrument have no suction or power of suction is weak?

A. Please turn off the instrument and check the filter element for the instrument. It may be that the filter element needs to be replaced.

B. Please check the rubber ring of the handle plug, which may be caused by wear of the rubber ring.

C. Please check if the oil filter cup outside the filter has been tightened and check if the rubber ring is worn. It is possible that the air leak at this position will result in poor air pressure.

D. If the above method cannot be processed, please contact the dealer of the instrument for assistance.

5.The instrument can start, but the screen has the wrong information?

A. Unplug the power plug from the back of the instrument and wait for about 1 minute before plugging in and restarting the instrument.

B. If the above method cannot be processed, please contact the dealer of the instrument for assistance.

VII. FAQs

1. How long can the RF see the effect?

A: Under normal circumstances, the skin collagen tissue is heated and tightened on the day of treatment and within one week. It can obviously feel the tightness of the skin. Because radiofrequency stimulates the subcutaneous tissue and promotes collagen regeneration, the more effective the effect is. .

2. Does RF have any harm to the skin?

A: RF anti-wrinkle is a non-surgical project. It stimulates collagen regeneration and metabolism at the bottom of the skin. It does not cause any damage to the skin. It is only a local fever and redness after the operation. It is a normal phenomenon of accelerated blood circulation. After a while, Retreat on your own, no need to worry.

3. How long does the operation process of body's compact molding project take?

A: Once the operation time is 60 minutes, we will have a combination of professional techniques and instruments to make the effect remarkable.

4. What are the effects of this instrument?

A: Burn fat and slim, smooth and tender skin, firm lifting, anti-aging, it can be operated on whole body,

The face can be contoured to relieve wrinkles and sagging.

The body can lose weight locally, and make S Shape to promote the metabolism and detoxification of the body. At the same time, it can also enhance the function of the organs to regulate the sub-health of the body.

5. Which instrument is better to lose weight and liposuction?

A: The principle of liposuction is to absorb excess fat from a certain part of the body by vacuum suction to achieve the purpose of localized lean body. The effect is quick, the procedure requires anesthesia. It belongs to surgery, has recovery period, and is risky. Our instrument is zero-risk without any side effects. It also stimulates the regeneration of collagen while lifting the skin to make the skin firmer. It can also create a perfect curve by pulling and increasing the sexy charm of women.

6. Will the project rebound after the operation?

A: RF fat-dissolving fat loses weight and is not easy to rebound after reduction. Because radiofrequency fat is reduced by fat, not moisture, the formation of fat takes a long time to accumulate, so it is not easy to rebound.

7. Does the project need to control diet?

A: You need to control your diet slightly, because after radio and ultrasound projects, you can blast fat and accelerate metabolism, avoid eating spicy, greasy, fried foods, so as not to affect its metabolism, you can exercise and sweat properly, so that it can be excreted smoothly. The effect of losing weight will be more obvious.

8. Does this project have any side effects on the body?

A: RF Beauty Plastic molding is a non-invasive treatment. It is one of the safest and most effective methods for cosmetic wrinkle-reduction and plastic molding.

Generally speaking, there will be no side effects. A small number of people may have a transient reddening or swelling of the skin, which will disappear after a few hours. Some dry skin will dry and shrink after the initial treatment. The radiofrequency heat will cause the skin to lose moisture, but collagen. It will become full in the early stages of life, and these symptoms will disappear after three days. There are no side effects on health.

9. Can the RF instrument operate the breast tightly?

A: With the increase of age and the influence of women's physiological period, sub-health status, cause of gravity and external stimulation during lactation, a large amount of nutrients are lost, resulting in loss of collagen, decreased blood flow, and damage to elastic tissue. The ligament gland relaxes, causing the breast to sag. Through RF energy conduction, collagenase can be promoted to repair elastic tissues and ligament glands, thereby achieving the effect of lifting and shaping.

10. Can the ultrasound be operated all over the body?

A: Ultrasound breaks down fat cells, causing cell wall rupture, fat in cells to flow out, being absorbed and metabolized by lymph, so the power is very strong, the heart is sensitive to sound waves, because the heart is a hollow organ, after being shaken by sound waves, due to muscle tissue Unlike the blood in the heart, the transmission of sound waves is different, and it produces back and forth reflections. This force pulls the valve out of the heart muscle. If it is in the eye, it will cause the retina to peel off, so avoid the eye area and the position close to the heart during the ultrasonic operation. (waist back, breast does not do)

11. Does ultrasound have any side effects on the human body?

A: Ultrasound is non-surgical, non-invasive, no need for surgery, no anesthesia. Ultrasonic operation technology is: ultrasonic (mechanical wave) - cavitation explosives - ultrasound focusing

The effect is: Crushed fat - Lipolysis - tightens the skin sculpture shape, so it is only

for low-density adipose tissue, protecting high-density tissues such as vascular nerves, so there is no side effect on the human body. There is a slight tinnitus in the operation process, which is normal and you don't have to worry.

12. Why are there tinnitus?

Answer: Ultrasonic vibration is very strong. The frequency of sound waves higher than 20KHZ is applied to the fat layer of 20mm deep under the human skin by ultrasonic focusing. The ultrasonic energy of concentrated energy effectively produces high-speed friction and heat between the fat cells in the focal area and breaks and emulsifies. A sound is emitted, so it is accompanied by a slight tinnitus.

13. What is collagen?

A: Collagen is a kind of biological polymer substance. It is a white opaque and unbranched fibrous protein. It can replenish the nutrients needed for each layer of skin, enhance the activity of collagen in the skin, and lock in moisture. Moisturizes the skin, delays aging, beauty, improves facial relaxation, and raises hair. Collagen is a nutrient that must be replenished by the body to delay aging. As the age increases, collagen will gradually lose. Women will begin to age after 20 years of age, and the content will gradually decrease. At the age of 25, it will enter the peak of loss. At the age of 40, it will be less than half of the age of 18, the elderly. The folds of the gully on the face are the breakage of collagen fibers and elastic nets that support the skin caused by the loss of collagen and water, causing the skin tissue to be oxidized, atrophied, collapsed, and the skin will appear dry, wrinkled, loose and inelastic, and other aging. Phenomenon, therefore, to delay aging must be supplemented with collagen.

14. Why do you need to do breast maintenance?

A: The lymph in the breast is the most, so it is easy to produce toxin accumulation, and now urban people have a fast pace of life, work pressure is also great, it will lead to different degrees of hyperplasia. It is said that the breast is the cradle of the child

~ the woman's garden ~ ~ is a symbol of women! Maintaining the breast will make your body more beautiful, plus your overall temperament, the rate of return must be increased by 10 times! Where is the body and temperament where the husband will follow!

The evolution of breast cancer: residual milk, secretions, toxins - silt block - lobular hyperplasia, ductal hyperplasia, mammary gland hyperplasia - glandular obstruction - fibroids, breast cysts - breast cancer

15. Why do hip care?

A: Because doing hip care can help the body lymphatic detoxification, improve the body's gynecological diseases, but also avoid some of the harm caused by hip blockage. The buttocks are impassable, the gynecology must come, the inside of the buttocks is the pelvic cavity, the intestines, the upper part is connected with the veins, the lumbar vertebrae, the sciatic nerve, the front is the uterus and ovaries, the attachment, the anus, the vagina, the inguinal lymph are connected below.

Subjected to the extrusion of the upper and lower focal meridians, the buttocks are most susceptible to cold, dampness and blood stasis. When the buttocks are cold, the meridians of the buttocks will contract, dysmenorrhea, irregular menstruation, dark menstruation, blood clots, and poor menstrual blood. It also affects pregnancy.

16. How does Vacuum Suction detoxify?

A: Vacuum Suction can make capillaries congestive, stimulate cells to increase vitality, increase and eliminate the Vacuum Suction of inspiratory deflation during operation, make local pores continue to open and close, promote skin respiration, increase skin oxygen absorption, and speed up waste elimination. Therefore, it can activating blood, drive away cold and dampness, dredge meridians, detoxification and diarrhea.

VII. Packing List

1 x Host

1 x Ultrasonic handle

1 x Vacuum RF

1 x Sextupole RF

1 x Quadrupole RF

1 x Three pole RF

2 x Silicone ring L

3x Silicone ring S

3x Rubber band

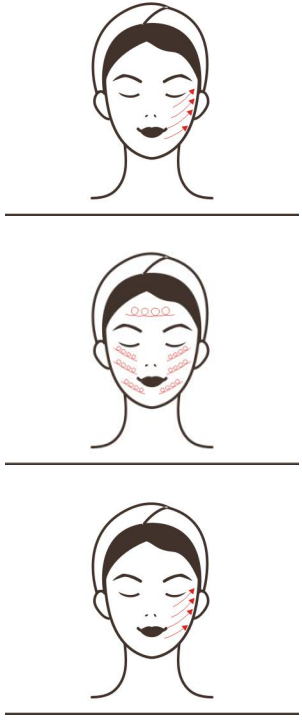
1 x Power Supply Cord

2x Fuse

1x Filter

1x Holder

IX. Operation Diagram

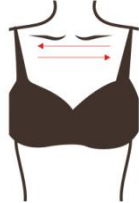

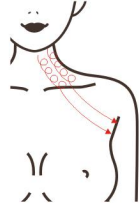
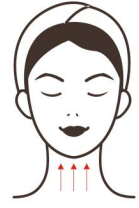
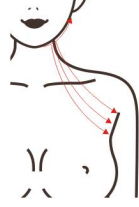
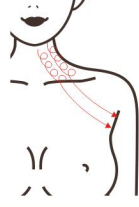
Parameter Adjustment	Products	Technique	Diagram
Facial Anti-aging: 60 minutes, once a week			
RF energy: 30%-60% adjustment	Cleansing Oil+Cleanser+Massage Cream+Essence+Instrument+Mask	<ol style="list-style-type: none"> 1. Removing makeup and cleaning the face, 5 minutes 2. Rub skin lotion, 2 minute 3. Facial massage: the palms of the hands alternately from the chin to the forehead to enhance the facial contour, 3 times 4. Both palms alternately raise the other side, 3 times 5. Clean the face, 2 minutes 6. Apply even gel or essence to the entire face for 1 minute. 7. Select the face probe operation with the hand to lift, then make circles from the double chin to the ear, 3 times 8. Making circles from chin to the ear door, 3 times 9. Making circles from the corner of the mouth to the temple, 3 times. 10. Making circles from the nose to temple, 3 times 11. Making circles from the 	



		<p>lower the eyelids to the temple, 3 times</p> <p>12. Making circles from the forehead to the hairline, 3 times</p> <p>13. Half of the whole face is lined up with a up direction to lift, 3-5 times.</p> <p>14. Operate the other side, ibid., the position of the fine lines or sagging can be strengthened and repeated several times.</p> <p>15. Clean the face, 2 minutes</p> <p>16. Apply mask, 15 minutes</p> <p>17. Remove the mask and clean it for 2 minutes.</p> <p>18. Wipe toner, essence, face cream, sunscreen</p> <p>19. End</p>	
--	--	---	--

Treatment recommendations:

Ten times for a course of treatment, after one treatment, the skin is firm and tender, and the skin is supplemented with the required nutrients. The skin is lifted and shiny after a course of treatment. After two treatments, the skin is smooth and full, and the outline gradually becomes clear. Three courses of treatment to prevent and delay skin aging, sagging and sagging, collagen accumulation at the bottom of the skin, making the skin smooth, firm, and shiny.

Neck Anti-aging: 60 minutes, once a week

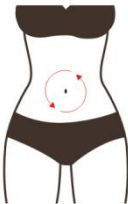
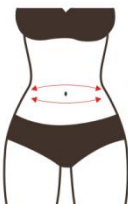
<p>RF energy: 40%-80% adjustment</p>	<p>Cleansing Oil + Cleanser+Massage Cream+ Essence+Instrument+Neck Film</p>	<ol style="list-style-type: none"> 1. Removing makeup and cleaning the face, 5 minutes 2. Rub skin lotion, 1 minute 3. Massage, hands rubbed on the breast to the back of the neck, press the wind pool of Fengfu point, 3 times 4. Hands alternately lift from the lower jaw line and pass through the ear to the underarm, 3 times 5. The tiger's mouth is circled and pushes the three meridians on the neck side to discharge under the armpit, 3 times. 6. Four fingers to push the neck side of the three meridians to the underarms, 3 times 7. Knock your fingers on the hot neck side to the underarms, 3 times 8. Hands repeatedly pull the entire neck, 3 times 9. Operate the other side as above 10. Select the appropriate neck operation probe operation, adjust the appropriate mode, and pull with the hand together, mode: 1-5 adjustment 11. The instrument starts from the 	 <hr/>  <hr/>  <hr/>  <hr/>  <hr/> 
--	---	---	--

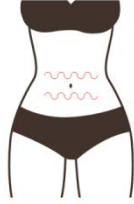
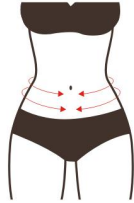





		<p>double chin and lifts to the back of the ear and discharges to the underarm, 3 times.</p> <p>12. The instrument is arranged in a small circle of 3 meridians on the neck side to the armpit, 3 times.</p> <p>13. The instrument makes a small circle around the neck, 3 times</p> <p>14. The instrument lifts up from the entire neck along the line, 3 times</p> <p>15. Operate the other side as above</p> <p>16. Clean the neck for 2 minutes</p> <p>17. Apply neck mask for 15 minutes</p> <p>18. Wipe the essence</p> <p>19. End</p>	 <hr/> 
--	--	--	---

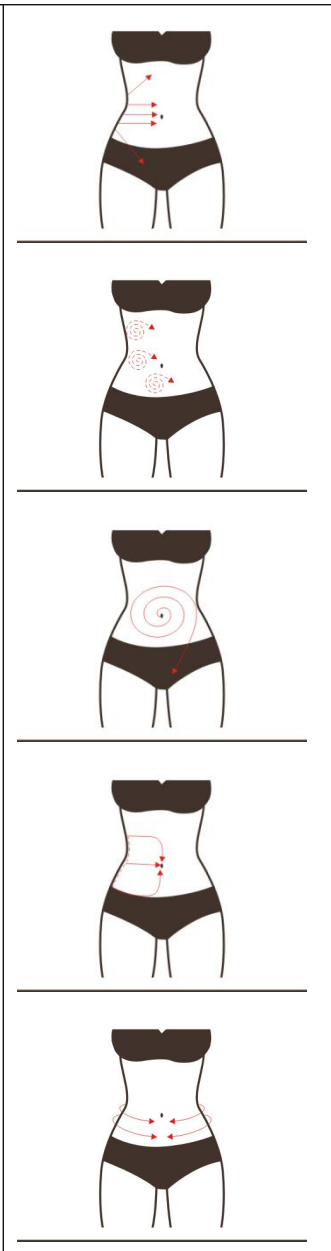
Treatment recommendations:

Ten times for a course of treatment, the neck skin has been lifted and tightened after one operation, and the skin is tender and fine after a course of treatment. After three treatments, the skin becomes firm and delicate and smooth.

Warm Palace & Waist and Abdomen Shaping: 60 minutes, once a week

<p>RF energy: 40%-80% adjustment</p> <p>Ultrasonic energy: 40%-80% adjustment</p> <p>Mode: Intermittent</p>	<p>Manipulation + massage cream + ultrasonic gel + instrument</p>	<ol style="list-style-type: none"> Making a circle of your Abdomen, 3 times Hands back and forth 3 times Hands alternately knead belly fat by chiropractic for 3 times, soothing excessive Hands alternately pull the waist with 16 veins on both sides Put your hands on the splay to the waist and lift them up from the waist side 3 times. Hands overlap with a small circle clockwise 3 times intestines The whole hands are circled and 	 <hr/> 
---	---	--	---

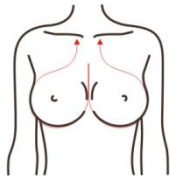
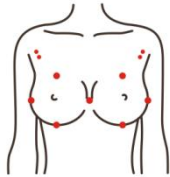
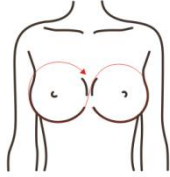
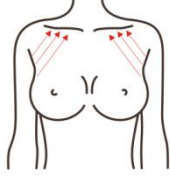
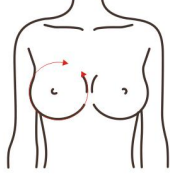
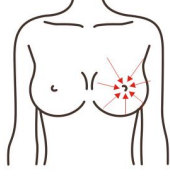
		<p>comforted, 3 times</p> <p>8. Acupuncture points: upper jaw, middle jaw, lower jaw, Shenque, Qihai, Guanyuan, intermediate, Tianshu, Daheng, curved bone, 2 times</p> <p>9. Hands and circles to appease 3 times</p> <p>10. Hands alternately push the meridians from top to bottom (Renmai - side by side 2 inch kidney - side by side 4 inch stomach - side by side 6 inch spleen - side by side 8 inch liver - both sides of the gallbladder) 3 times</p> <p>11. The thumb of both hands is pushed straight from the middle to the navel, and the two sides slide to the waist, and then lifted up to the groin, 3 times.</p> <p>12. Hands and circles to appease, 3 times</p> <p>13. Appease the platoon to the end of the groin</p> <p>14. RF instrument operation: first unilaterally lifted from the waist side to the abdomen, the line is pulled up to the groin, 3 times</p> <p>15. Lift the other side, 3 times</p> <p>16. Play a small circle on the abdomen and then play a large circle 3-5 times.</p> <p>17. Type 8 characters at the waist, 3-5 times</p> <p>18. Combine the hand to pull the pulse on both sides alternately 16 times</p> <p>19. Ultrasonic operation is the same as above</p> <p>20. End</p>	 <hr/>  <hr/>  <hr/>  <hr/>  <hr/>  <hr/> 
--	--	--	--

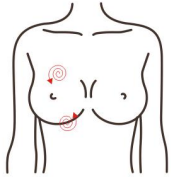
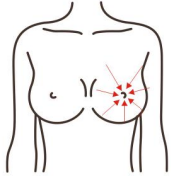
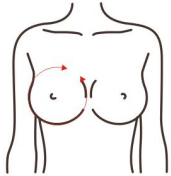
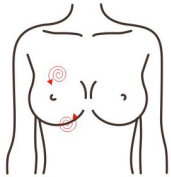

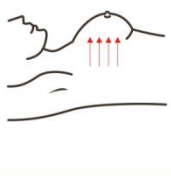
			
--	--	--	--

Treatment recommendations:

10 times for a course of treatment. A single operation of the waist will improve, while improving constipation, a skin tightening after a course of treatment, and accelerate the circulation of the abdomen to improve constipation, effectively promote digestion and intestinal peristalsis, the abdomen's own fat slowly free and metabolism, skin The collagen at the bottom layer is slowly regenerated, and the skin wrinkles stretch marks slowly fade the skin after three treatments, shaping the perfect waist and s curve. (One treatment is reduced in size, two courses are used to strengthen the effect, and the three courses are consolidated without rebounding)

Breast Shaping: 60 minutes, once a week

<p>RF energy: 40%-80% adjustment</p>	<p>Manipulation + massage cream (essential oil) + instrument</p>	<ol style="list-style-type: none"> 1. Standing on the head of the bed, hands from the middle of the sputum to the sputum oil to the underarm bag, while pulling the suspensory ligament (this is a soothing action), 3 times 2. Acupuncture points with both hands: Breast midline, Breast root the rib area, Eagle window, Zhongfu Yunmen, 3 times 3. Appease action, 3 times 4. The palms of both hands overlap. Starting from the middle of the sputum, you can draw 8 words back and forth on both sides of the breast, 3 times. 5. Hands are alternately pulled from the position of the secondary breast to the suspensory ligament, first left and right, 10 times 6. Appease action, 3 times 7. Sitting on the side of the customer, first left and right, the palms of the hands comfortably lift the breast, 3-5 times 8. The hands of the tiger's mouth alternately push the breast duct around the breast (one round of the breast) 3-5 times 9. The thumb alternately circle to clear the breast nodules, 3 times 10. Hands up and raise the entire breast, 3-5 times 11. The other side of the operation is the same as above. 12. RF instrument operation: first left and then right, pull from the bottom to the top along the breast to the nipple, combined with the hand to appease, 5-8 times 13. Pull a half circle along the breast from the bottom to the position of the 	 <hr/>  <hr/>  <hr/>  <hr/>  <hr/>  <hr/>
--	--	---	--

		<p>collarbone, and combine the hand to appease, 5-8 times.</p> <p>14. Playing a small circle to clear the nodule, 3-5 times</p> <p>15. The customer is lying on his side, his arms are up, and the instrument is burning fat in the position of the secondary milk, 5-8 times.</p> <p>16. The instrument is pushed from the position of the underarm milk to the breast (shaping, receiving milk) 5-8 times</p> <p>17. The other side of the operation is the same as above.</p> <p>18. End</p>	 <hr/>  <hr/>  <hr/>  <hr/>  <hr/> 
--	--	---	--

Treatment recommendations:

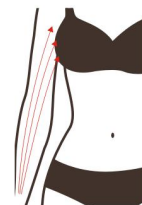
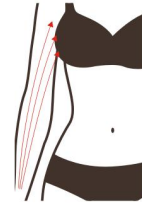
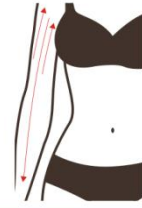
10 times for a course of treatment, after a single breast fever to promote blood circulation, see a certain improvement effect, a treatment process is more effective, improve nodules. The three treatments of the skin tighten and shape, increasing the elasticity of the breast. Regulating endocrine makes women more attractive.

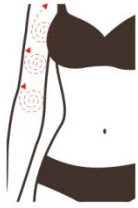
Arm Shaping: 60 minutes, once a week

RF energy:
40%-80% adjustment
Ultrasonic energy:
40%-80% adjustment
Mode: Intermittent

Manipulation +
essential oil
(massage cream) +
ultrasonic gel +
instrument

1. Left and then right, the arm is flat, hands licking oil from the arm to the entire arm to the finger discharge (this is a soothing action), 3 times
2. Push the entire arm alternately with both palms, 3 times
3. The hands of the tiger's mouth push the 3 meridians on the outside of the arm (the large intestine - the three Jiao Jiao - the small intestine) pushed to the armpit, 3 times
4. Appease action, 3 times
5. Kneeling your fingers, back and forth to the three meridians on the hot arm, 3 times
6. Appease action, 3 times
7. Put your arms up and put the tiger's mouth on the inside of the arm and 3 yin (lung - pericardium - heart) to the armpit each 3 times
8. Kneeling your fingers, back and forth hot 3 meridians, 3 times
9. Make a overall comfort to finger discharge
10. End
11. The other side of the operation is the same as above.
12. RF instrument operation: the arm is flat, starting from the fat of the arm and pushing along the three meridians to the armpit, 3 times
13. The circular ring is arranged along the three meridians to the armpit, 3 times.
14. The position of the worship sleeve can be strengthened, 3 times
15. Push along the three meridians to the armpit, 3 times
16. Put your arms up and push the three meridians on your arm to your armpit, 3 times.




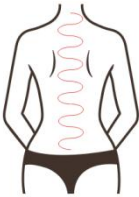
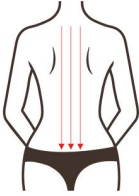
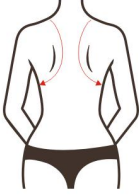

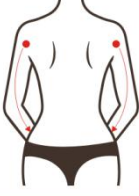
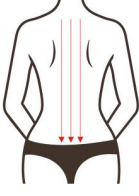
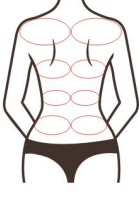
		<p>17. Drain the three meridians along the arm to the armpit, 3 times</p> <p>18. Push from the big arm along the three meridians to the armpit</p> <p>19. Ultrasonic operation is the same as above</p> <p>20. Operate the other side of the same method as above</p>	
--	--	---	---





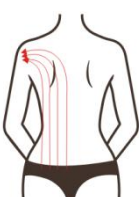
Treatment recommendations:

10 times for a course of treatment. Once done, there will be a feeling of heat and tightening, and the arm will be relaxed. After a course of treatment, the excess fat in the arm begins to decrease, and the skin begins to tighten and full. The two treatments begin to shape, strengthen the effect, dredge the meridians, and enhance the body. Three courses of consolidation consolidate stability and prevent rebound.

Back Shaping: 60 minutes, once a week

<p>RF energy: 40%-80% adjustment Vacuum suction energy: 40%-80% adjustment Suction: 0.3-1.5 Release: 0-1.0 Mode: M1</p>	<p>Manipulation + essential oil + instrument</p>	<ol style="list-style-type: none"> 1. Back simmering oil presses Fengchi Fengfu acupuncture point (Parallel to the earlobe on both sides of the big rib behind the forehead) 2. Thumbs up the big ribs (starting from the hairline) 3-5 times 3. Thumbs out to the bladder to the gossip area to appease to the wind pool Fengfu point, 3 times 4. Take the S-type with both hands, start from the neck and take the S to the caudal vertebra, 3 times 5. The thumb alternately pushes the bladder ribs first left and right, 3 times 6. Push the bladder muscles to the gossip area with both hands and thumb, 3 times 7. Hands are divided into three lines to push the bladder muscles, 3 times 8. Push your shoulders alternately with your hands, first left and right, 3-6 	
---	--	--	---

		<p>times.</p> <p>9. Both hands cross the shoulder and sulcus, 3-6 times</p> <p>10. Both hands comfort the entire back to the wind pool Fengfu point, 3 times</p> <p>11. Double the thumb of both hands, click on the Tianzong point and slide it to the arm to discharge it, 3 times.</p> <p>12. Operate the other side by pressing the Tianzong point to the arm, 3 times</p> <p>13. Both hands are hot and the Du Meridian bladder</p> <p>14. Instrument operation: first adjust the bladder muscles after the pulse, start from the neck and slide to the gossip area, 3-5 times</p> <p>15. Dazhui hole circle, gossip area 3-5 times</p> <p>16. Large ribs run back and forth from the neck, 3-5 times</p> <p>17. The shoulder blade is pulled back and forth to pull left and right, 3-5 times.</p> <p>18. The entire back is 8 characters horizontally from top to bottom, to the area of Gossip, 3 times.</p> <p>19. On both sides, from bottom to top, circle to the front, left and right, 3 times.</p> <p>20. Lift from the bottom to the bottom on the waist side, 3-5 times</p> <p>21. Vacuum suction RF operation method is the same as above</p> <p>22. End</p>	 <hr/>  <hr/>  <hr/>  <hr/>  <hr/>  <hr/> 
--	--	---	--

Treatment recommendations:

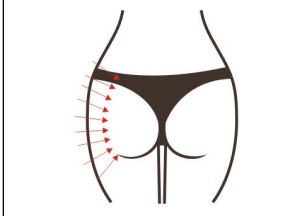
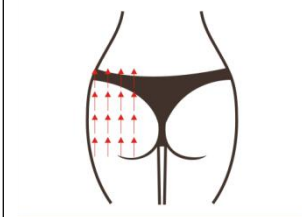
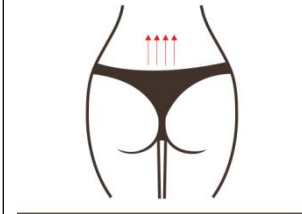
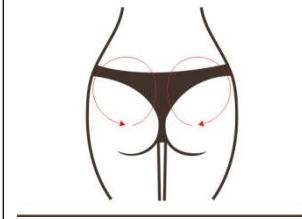
10 times for a course of treatment, the back is obviously relaxed after one time, can relieve the stiff neck and neck, lift the skin, relax the shoulders under one treatment, reduce the fat on the back, relieve the rich bags, look good on the back lines, improve the rich bags after two courses , dredge meridians, regulate sub-health, improve sleep, three courses of thinning back, good looking lines, enhanced function of the organs, promote digestion, detoxification and metabolism, (one treatment to reduce size, two treatments to strengthen the effect, three courses to consolidate Does not rebound).

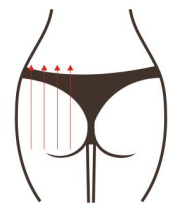
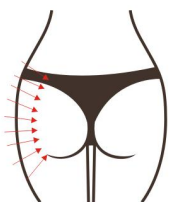

Hip Shape: 60 minutes, once a week

RF energy:
40%-80% adjustment
Vacuum suction
RF energy:
40%-80% adjustment
Suction: 0.3-1.5
Release: 0-1.0
Mode: m1

Manipulation +
essential oil +
instrument

1. Stand sideways with both hands and squeegee from the gossip area to the waist and lift up from the waist along the buttocks (ie, appease action) , 3 times
2. Push the gossip area with both hands and thumb , 3 times
3. Appease the movement 3 times after the point: Shenshu point - gossip - long strong - ring jump - Cheng Fu point, 3 times
4. Appease action 3 times
5. Left and then right, hands from the bottom of the thigh from bottom to top - bladder tendons - kidney - liver - gallbladder straight push to the veins 3 times
6. The hands are extended from the bottom of the thigh from bottom to top - the bladder - the kidney - the liver - the gallbladder is divided to the veins 3 times
7. The palms of both hands overlap and push up from the roots of the thighs to the veins (lift) 3-5 times.
8. Hands from the bottom of the buttocks from bottom to top, a line of straight to the highest point of the buttocks (plastic) back and forth 3 times
9. Repeat action 7
10. Appease action
11. The other side of the operation is the same as above.
12. RF instrument operation: starting from the root of the thigh, the line is raised along the line to the pulse, 3 times
13. From the sides of the hips, from the bottom to the top, the line is raised to the highest point of the buttocks 3



		<p>times.</p> <p>14. Make a small circle around the hips, 3-5 times</p> <p>15. Starting from the roots of the thighs, lining up the line and going to the belt for 3 times.</p> <p>16. From the sides of the hips, from the bottom to the top, the line is raised to the highest point of the buttocks 3 times.</p> <p>17. The other side of the operation is the same as above.</p> <p>18. Vacuum suction RF operation method is the same as above</p> <p>End</p>	 <hr/>  <hr/> 
--	--	--	---

Treatment recommendations:

10 times for a course of treatment, after the completion of the buttocks, the buttocks are hot, the hip line begins to appear after a course of treatment, the excess fat slowly disappears, the skin becomes firm, and after 3 courses of treatment, the body is cold and cold, and the gynecology and other problems are improved. Menstruation returns to normal, consolidating effect, increasing female sexy charm.

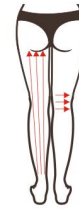
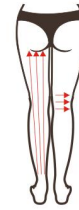
Leg Shaping: 70 minutes, once a week

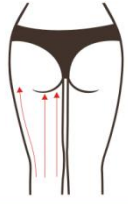
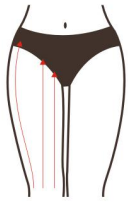
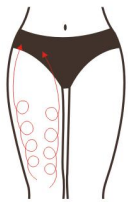


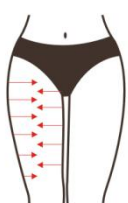

RF Vacuum suction
energy:
40%-80% adjustment
Suction: 0.3-1.5
Release: 0-1.0
Mode: M1


Ultrasonic energy:
40%-80% adjustment
Mode: Intermittent

Manipulation +
essential oil
(massage cream) +
ultrasonic gel +
instrument

1. The hind legs, first left and then right: hands from the calf oil to the thigh bag back to the heel, 3 times
2. The palms of both hands alternately push the whole leg from bottom to top and wrap it back to the heel, 3 times.
3. Hands alternately push the four meridians (the bladder tendon - kidney through liver- gallbladder) from the bottom to the top 3 times
4. Push the axillary part alternately with both hands, 3 times
5. Hands twisted twists and turns from bottom to top, 3 times
6. Appease action, 3 times
7. Push your fingers through the four meridians from the bottom to the top, 3 times
8. Appease action, 3 times
9. The other side of the operation is the same as above.
10. Vacuum suction radio frequency instrument operation: to push the bladder from the bottom to the armpit - kidney - liver - gallbladder, 3 times
11. Apply a small circle of burning fat to the lower leg for 3 times.
12. Push from bottom to top to the armpit and appease 3 times by hand
13. Push four meridians from the armpit to the thigh root, 3 times
14. From the armpit, make a small circle of fat to the roots of the thigh, 3 times
15. Push the meridians from the armpits to the roots of the thighs, 3 times.
16. Ultrasonic manipulation is the same as above
17. The other side of the operation is the same as above.



		<p>18. Front legs: hands licking oil from the feet to the roots of the thighs (ie, appease), 3 times</p> <p>19. Both hands palm root alternately push the leg to the thigh root, 3 times</p> <p>20. Hands with the tiger's mouth alternately push the four meridians of the leg to the root of the thigh (spleen - stomach - liver - gallbladder), 3 times</p> <p>21. Push your fingers to push four meridians, 3 times</p> <p>22. Vacuum suction radio frequency instrument operation: from the lower leg along the 4 meridians to the knee position, 3 times (the calf part does not have too much fat directly from the thigh area)</p> <p>23. Circle the knees on both sides of the calf, 3 times (the calf is not too much fat and is directly operated from the thigh)</p> <p>24. From the knee position to the root of the thigh, a line of lifting, 3 times</p> <p>25. Perform a small circle operation throughout the thigh, 3 times</p> <p>26. Combine the hand to the middle of the inner and outer thighs, 3 times</p> <p>27. Lift the ring from the knee to the root of the thigh, 3 times</p> <p>28. From the knee to the roots of the thigh, a line of lifting, 3 times</p> <p>29. Ultrasonic operation method is the same as above</p> <p>30. Operating the other side</p>	 <hr/>  <hr/>  <hr/>  <hr/>  <hr/>  <hr/> 
--	--	--	--

			 <p>The diagram shows a person's lower body from the waist down to the knees. A black bikini bottom is worn. On each leg, there are three red dots indicating treatment points. Vertical lines extend downwards from each red dot, suggesting the direction of treatment or the path of energy. A horizontal line is drawn below the diagram.</p>
--	--	--	--

Treatment recommendations:

10 times for a course of treatment, after one treatment, the legs are relaxed, the circulation is accelerated, and the legs of the skin become thinner. The collagen tissue of the skin is tightened by heat, which can clearly feel the firmness of the skin. The slimming and firming effect is obvious, and the three treatments consolidate the effect. Super RF + Super Ultrasound is a dermal layer that stimulates the skin and promotes collagen regeneration, so the treatment effect will become more and more obvious.