

User Manual

SR-PS1



Preface

Dear users:

We're pleased to present to you our *Potable Mesotherapy Photon Skin Care Rejuvenation Device*. It adopts EL and RF technology that allows hydrophilic molecules that previously could not be absorbed by the cell to penetrate and enter the cell. *Potable Mesotherapy Photon Skin Care Rejuvenation Device* is specialized machine for professional use, which needs to be handled by professionals with proper training. Any improper use will result in adverse outcomes. Therefore we advise any personnel read this guide thoroughly and follow the instructions strictly before operation.

We believe our quality product will bring in good returns on your end. Also, you can count on our worry-free after-sales service.

Thank you!

Part I

Brief Introduction

Potable Mesotherapy Photon Skin Care Rejuvenation Device is currently the most popular beauty machines that work on tightening, anti-aging, nutrients importing, and skin brightening etc. It works effectively on enlarged pores, dull skin, lax and sagging skin and other various skin problems. Moreover, It's convenient and easy to operate. It solves skin management issues for beauty-lovers. This equipment is safe, highly efficient, and having no side-effects. The EL and RF technology used can make the hydrophilic molecules that cannot be absorbed by the cells penetrate and enter the cells, so as to improve the absorption and permeability of the skin care products by 10-20 times, shorten the metabolic cycle of skin tissue by 30%, achieving the effect of smoothing wrinkles and improving skin relaxation.

Advantages

1. Compact in appearance, easy to carry and easy to operate.
2. Combine four technologies of electroporation, electroosmosis, RF and LED photon, and bring remarkable effect after use.
3. No need for injection, safe and painless, no side effects.
4. Special LED light wave has anti-inflammatory, sedative and bactericidal effects, aiming at acne of various stages, dull skin and other skin problems.
5. Nutrient essence dives directly into the dermis 10mm, rejuvenating skin from inside to outside.
6. Release special electric pulses to stimulate dermis, shrink elastic fibers and make skin experience obvious changes immediately.

Principles

RF technology is applied to the entire dermis and connective tissue, stimulating collagen tissues at different depths. RF waves cause shock among multiple cells, causing the cells to generate friction heat. The temperature at the bottom of the skin increases instantly, and collagen gradually grows and reorganizes. Sagging or lax skin is lifted by electroporation techniques that enhance cell activity, tighten muscle tissue, and create a perfect contour. During the process of use, the deep skin turns hot, the cell tissues are rearranged, and the structure of skin muscle fibers is changed. RF simultaneously releases photon energy, and the absorption of light energy by the skin can achieve the effect of whitening and tender skin, anti-inflammatory and anti-acne, and firming and anti-aging.

Red LED: 415NM-450NM. Red LED of specific wavelength heats up skin bottom, activates collagen regeneration, accelerates skin's micro circulation, increase skin elasticity, leaving skin rosy, smooth, young and with less wrinkles.

Promote the regeneration of skin cells and activate active ingredients.

Blue LED: 430NM-450NM. Blue LED of specific wavelength shrinks pores, calm skin, fight acne, balance sebum production, quickly lock in moisture and essence, leaving skin more elastic.

Diminish skin inflammation, fight bacteria, fight acne.

Green LED: 520NM-530NM. Green LED of specific wavelength helps to calm, repair skin, relieve pain, and promote blood circulation. It is suitable for those with thin corneum, and who are prone to allergy and redness.

Yellow LED: 580NM-590NM. It can replenish skin cells with energy, promote the role of glands, assist digestion, treat skin diseases, enhance immune function, accelerate blood circulation, effectively repair red marks, red spots, relieve swelling, pigmented spots, and is suitable for removing spots and brightening.

Anti-wrinkle & Tighten Skin

Effects

1. Activate cells and promote metabolism.
2. Improve skin relaxation, sagging and inelasticity.
3. Smooth fine lines and promote absorption.
4. Replenish the moisture needed by the skin to prevent moisture loss.
5. Improve the skin of oil field and prevent the growth of acne.
6. Improve elasticity of eye skin, tighten skin.
7. Improve fine lines, dry lines and fade bags under eyes.
8. Delay skin aging and maintain skin elasticity.

Applicable Range

1. Those with dry skin, lack of water and nutrition.
2. Those with poor skin metabolism and poor absorption capacity.
3. Those with uneven, dark and dull skin.
4. Those with severe pigmentation at the bottom of the skin and subcutaneous spots.
5. Those who often stay up late with dark circles, eye bags and fine lines.
6. Those with fine lines, dry lines and wrinkles.
7. Those with loose and soft skin.
8. Those with large pores and subcutaneous inflammation.
9. Those with gradual loss of collagen.

Inapplicable Range

1. Those who are having an allergic reaction, or people with severe sensitive skin.
2. Those in menstruation, pregnancy, heart disease, "3H" diseases (hypertension, hyperlipodemia, hyperglycemia).
3. Those who have recently received certain injections, such as hyaluronic acid, intradermal injection, plastic surgery or are still recovering.
4. Those with skin diseases and infectious diseases.
5. Use with caution for those who are allergic to electric currents.
6. Those with large area of skin trauma.

Notes after Operation

1. Do not wash your face with overheated water within three days (lukewarm or cold water is recommended).
2. Within 3 days after operation, it is better not to use alcohol, AHA or other exfoliating products.
3. Enhance moisturizing and sunscreen.
4. Use facial masks at least three times a week.
5. Spicy, greasy food should be avoided. Staying up late, smoking and drinking are prohibited. Eat more vegetables, fruits, and less greasy food.

Neck Anti-aging

Effects

1. Improve fine lines, wrinkles of the neck skin.
2. Improve the flabbiness, roughness and dullness of the neck skin.
3. Tighten skin and increase skin elasticity.
4. Improve dull neck skin.
5. Accelerate neck blood circulation and metabolism.

Applicable Range

1. Those with fine lines, wrinkles on the neck.
2. Those with loose and inelastic neck skin.
3. Those with dull neck skin.
4. Those who often bow their heads.

Inapplicable Range

1. Those with hypertension, heart disease, diabetes, severe thyroid and malignant tumors.

2. Those who are having an allergic reaction, or people with severe sensitive skin.
3. Those with skin trauma or wound.
4. Those who are pregnant or convalescents.
5. Those with skin disease and other contagious diseases.
6. Use with caution for those who are allergic to electric currents.

Notes after Operation

1. Sunscreen is encouraged . Keep the neck warm.
2. After operation, the treated area is relatively dry, moisturizing and sun protection is encouraged.
3. Within 1-3 days after operation, it is better not to use alcohol, AHA or other exfoliating products.
4. Avoid facial washing with overheated water, sauna steaming, hot springs or strenuous exercise within 7 days after operation.
5. Moisturizing and mask for the neck is encouraged, at least 3 times masks a week. Essence or neck cream is encouraged.
6. Avoid bowing head for a long time.

Part II

1. Detailed Operation



Power Jack: Twist the knob after connecting with the power supply to start operation.



Energy Tuning: Turn left to increase the energy level.

Turn right to decrease the energy level/turn off.

2. Technical Parameters

Power:15W

Electric Current:120MA

Power Supply:110V-240V

Colors: red, green, yellow and blue colors

Both 110v and 220v voltage version are available. We will ship right voltage version to right region if buyer doesn't specify it.

3. Safety Precautions

1. Those who are having an allergic reaction or those with super sensitive skin.
2. Those in pregnancy, menstruation, or those with heart disease, and “3H” diseases (hypertension, hyperlipodemia, hyperglycemia) etc.
3. Those who have just undergone plastic surgery or are still recovering.
4. Use with caution for those who are allergic to metal and electric currents.
5. Use with caution for those with skin diseases and infectious diseases.
6. Those with malignant tumor, hemophilia or severe bleeding.

4.Dos and Dont's

1. In order to ensure the therapeutic effect and normal service life expectancy of the device, please use the specified accessories provided or recommended by the original manufacturer.
2. The device should not be placed in wet environment or near water, nor should they be directly exposed to sunlight.

3. Do not place the device near a strong heat source, because this may affect the life and normal use of the device.
4. Patients who are suffering from illness should consult with a doctor and gain permission from the doctor before using.
5. Use device or train device operators in strict accordance with instructions in the user manual.
6. Please turn off the power switch of the device so as to ensure the safety of the electrical products.
7. Start from the lowest energy level and slowly add up.
8. When operating, the instrument should fully touch the skin to avoid uneven heat.
9. Do not stay at one place for over 5 seconds to avoid scald.
10. When using this device, the operating parts must be kept moist and dry skin should be avoided.
11. Clean the instrument with normal saline after operation to ensure its cleanliness and hygiene and prolong its service life.

5. Troubleshooting & Solutions

1. The instrument cannot be started, but the key light on the back of the instrument does not work?

- A. Make sure the power cord is connected to a valid power socket.
- B. If the above methods cannot be addressed, please contact the instrument dealer for assistance.

2. No energy output?

- A. Please check whether the treatment area has been cleaned. Grease or oil essential oil products may cause poor contact between the treatment handle of the instrument and human body, resulting in no RF output.
- B. If the above methods cannot be addressed, please contact the instrument dealer for assistance.

6. FAQs

1. Q: How long can I start seeing results?

A: Under normal circumstances within that day or a week. Skin collagen tissue is heated and produces contractions, and you can obviously feel skin tightening. Because RF works by stimulating subcutaneous tissue and bring about sustainable collagen regeneration, so the more you do it, the more visible effects you shall receive.

2. Q: Is RF harmful to skin?

A: RF treatment falls under the category of non-surgery operation. It stimulates collagen regeneration at the skin bottom and boosts metabolism, therefore has no



damage to the skin. Partial redness and fever is the normal phenomenon of accelerated blood circulation, and will be resolved by oneself after a moment, so there's no need to worry.


7. Packing List

1 x Main Machine

1 x Power Adapter



8.Operational Diagrams

Parameter Adjustment	Product	Techniques	Diagrams
Anti-wrinkle&Tighten Skin: 30 min, 3-4 times/week			
<p>Energy Level: The energy level is in direct proportion to heat, electric current and effect.</p> <p>Adjust the energy level subjecting to your own comfort level.</p>	<p>Makeup remover+ Face wash+ Toner+ Exfoliating gel+ Essence+ Device+ Facial mask</p>	<ol style="list-style-type: none"> 1. Remove makeup, 3 min. 2. Cleanse face, 2 min. 3. Apply toner. 4. Apply exfoliating gel on face to remove dead skin cells, 3 min. 5. Cleanse face, 2 min. 6. Apply essence evenly. 7. Device operation: move the probe in small circles from chin to earlobe, mouth corner to ear gate, nose wing to temple, 3 times. 8. Lift from lower eyelid to the temple, 3 times. 9. Lift from canthus till the end of the eyebrow, 3 times. 10. Do the same on the other side. 	<p>Technique 6</p>  <hr/> <p>Technique 7</p>  <hr/> <p>Technique 10</p>

		<p>11. Lift towards hairlines on forehead, 3 times.</p> <p>12. Apply hydrating facial mask, 15 min.</p> <p>13. Clean face, 2 min.</p> <p>14. Apply toner, essence, cream and sunscreen.</p>	
--	--	---	---

Suggested Treatment:
 10 treatments account for one full course. After one time, skin feels warm and slightly tighter. After a full course, skin appears to be more even-toned, brighter and has less fine lines. Two courses witnesses visible decrease of facial fine line, lifted canthus, and less wrinkles around eyes. Three courses help consolidate the effect, prevent skin aging, and leaving it young and radiant.

Neck Care: 30 min, 3-4 times/week

<p>Energy Level: The energy level is in direct proportion to heat, electric current and effect.</p> <p>Adjust the energy level subjecting to your own comfort level.</p>	<p>Makeup remover+ Face wash+ Toner+ Exfoliating gel+ Essence+ Device+ Neck mask</p>	<ol style="list-style-type: none"> Remove makeup and cleanse neck, 5 min. Apply toner. Apply exfoliating gel on the neck and remove dead skin cells. Clean neck. Apply essence evenly on the neck. Trace the jawline till the back of the ear to lift the treatment area. Move the probe in line till collarbone. Make sure one line is next to another, 3 times. Move the probe from jawline in small circles to the back of the ear, then to collarbone in lines. Make sure one line is next to another, 3 times. Do the same on the other side. Move from the clavicle to lower jawline in lines to lift 	<p>Technique 6</p>  <hr/> <p>Technique 8</p> 
---	--	--	---

		<p>the treatment area. Make sure one line is next to another, 3 times.</p> <p>10. Apply neck mask, 15 min.</p> <p>11. Clean neck, 2 min.</p> <p>12. Apply toner, neck essence, neck cream and sunscreen.</p>	
--	--	--	--

Suggested Treatments:

10 treatments account for one full course. After one treatment, skin becomes tender, smooth. After a full course, neck skin becomes smooth, speed up the neck lymphatic circulation. After 2 courses it tightens skin, fade neck lines, improve the double chin. After 3 course, skin is fine, firm and glowing, which also promote lymph drainage, improve facial dullness, some problems such as acne, and delay the aging of the skin, make skin restore young state.