

User Manual

SR-MJ1805H



Preface

The integrated management device will allow VC solution to penetrate into the pore dermis layer, which can achieve deep whitening and stimulating collagen production. Of course, after skin care, there must be a high-quality mask to protect the skin, such as collagen, vitamins, green tea, and recycled series are good choices. In addition, the iontophoresis treatment of the skin comprehensive management device can also improve the absorption rate of hard skin, promote blood and lymph circulation, improve skin repair power, promote the discharge of skin and human body, and at the same time, remove hair follicle endothelial fat and keratin. Prevents pigmentation and enhances whitening effect.

Catalog

Preface

Part I

Treatment Introduction

Part II

Detailed Operation

Technical Parameters

Taboo Crowds

Precautions for Use and Maintenance

Troubleshooting

Q&As

Package List

Operation Diagram

Part I

Treatments Introduction

1. Skin cleaning, exfoliating and blackhead removal

1.1 Cleaning Scrubber

The unique technology of scrubber, the energy can be generated by the mechanical vibration of 28,000 times per second has obvious osmotic effect on the human skin. Through the atomization transmission of the medium, the strong impact force can remove the deep dirt in the pores instantly. It can discharge acne, acne painlessly and cleans the pores completely.

The sebum and secretions that are clogged with low-frequency emulsified pores can also be sterilized, spray light mist into the pores, remove sebum and secretions, dead skin.

Physical effects: high-frequency vibration sound waves combined with softening products or exfoliating cream to soften the damaged rough skin cuticle layer, and open the pores with sound waves, and remove the garbage and waste deep in the pores by high-frequency vibration.

The back of the instrument can be molecularly introduced into the skin by high-frequency vibration and essence products to increase skin elasticity and smooth wrinkles.

1.2 Microdermabrasion

Double cleansing and firming, the dermabrasion adopts diamond crystals specially processed for the patient's skin. This part can absorb the necrotic cells of the skin via vacuum pressure and remove the deep dirt and waste of the pores so that make the skin double clean and promote the growth of new skin. Also it can remove the deep hair follicles of the skin, mites blackheads and whiteheads to dredge pore.

Biological effect: Combined The suction generated by negative pressure and scrub head, it can discharge the metabolites on the surface of the skin and blackheads, garbage and blockages of deep pore effectively. The whole procedure equals to the vacuum cleaner of the skin to clean the skin completely and totally.

1.3 Ultrasound

Mechanical Action: The ultrasonic power is strong and powerful. The action on the face can make the skin cells vibrate, produce a fine massage effect, change the cell volume, to improve the local blood and lymph circulation, enhance the cell permeability and improve tissue metabolism, regenerative capacity, soften tissue, stimulate nervous system and cellular functions, make the skin elastic

Warming Effect:By the warming action of ultrasonic waves,it can higher skin surface temperature,accelerate blood circulation, increased the nutrients of the skin cells,lower down the nerve excitability to achieve analgesic effect .so that the muscle fibers of the tendon are relaxed.To the role of unlocking. The heat of the ultrasound is endogenous heat, 79%-82% of the heat is transported away from the action area by the blood, and 18%-21% is dispersed by heat conduction to the adjacent tissue.Therefore the customer has no obvious heat feeling

Chemical action: Ultrasound can enhance the catalytic ability, accelerate the metabolism of skin cells, change the PH value of the tissue to the alkaline direction, reduce the acidosis and pain associated with skin inflammation, and ultrasonic can improve the permeability of cell membrane and make nutrients and drug solutions. Poly, which is good for the skin to absorb nutrients, which is good for the drug to penetrate into the bacteria and improve the bactericidal ability

Biological effects: high power, high energy, and a micro massage of 1 million to 3 million times per second, which can cause skin cells to vibrate, produce a fine massage effect, change the cell volume, and thus improve local blood and lymph. The circulation enhances cell permeability, enhances tissue metabolism and regeneration, softens tissue, stimulates nervous system and cell function, makes skin shiny and elastic, and ultrasonic waves make diffusion faster by vibrating energy, and high-yield nutrient products Frequent vibration and thermal energy enter the skin more subtly. The warmth of ultrasonic waves can penetrate into the skin six centimeters, smoothing the circulation of blood and lymph, accelerating the blood circulation of cells, and initiating the biological effects of cell tissue, which can dilute various stains and make The skin is whitened, and cells in deep tissues are activated and regenerated

1.4 Effect

1. Atomize water ,deep into pore and bring out dirty via high frequency vibrate
2. Make nutrition to small molecule particle via high frequency vibrate. Enhance skin double absorb and let nutrition arrive dermis layer directly
3. Improves skin texture,shrink pores, improve wrinkles,thin keratin,purifies the skin,removes excess thick keratin, purifies pores, breaks down oil and smooth pores, clears smooth skin, etc.
4. Remove dark circles and work with eye care essence to repair and remove dark circles, eye bags and fine dry lines.
5. Increase skin elasticity, prevent muscle relaxation, rough skin, wrinkles and skin aging
6. Discharge dirty of skin surface and blackheads ,garbage blockages deep in the pores which equals to the vacuum cleaner of the skin and clean skin completely and thoroughly
- 7.** Quickly removes dirt from the pores,and removes acne, and dark spots painlessly to make skin cleaning

1.5 Applicable Range

1. Dry skin and water shortage
2. Large pores, rough skin, dull
3. Blackheads, whiteheads, pores, clogged, closed, acne, acne population
4. Dark skin and uneven skin tone
5. Excessive secretion of oil from the skin, oily and dry skin

6. Usually improper cleaning, the skin is not smooth

1.6 Taboo Crowd

1. Cardiovascular disease, three high population
2. People with severe skin allergies
3. Patients with skin diseases and infectious diseases
4. Patients with metal inside body (cardiac pacemaker, steel plate, metal teeth, etc.)
5. Skin damage, local symptoms such as inflammation
6. Skin allergies
7. During pregnancy
8. The skin has wounds or wounds

1.7 Advantage

Microdermabrasion+cleaning shovel+ultrasonic introduction,three-effect combination. Ultrasonic waves use high-speed and small vibration to generate small foam,atomize water molecules and discharge pores,It also promotes skin metabolism.The dermabrasion operation can deeply clean the blackheads and blockages in the pores which can discharge the skin waste,deepen the dirt in the pores,make the skin clean and clear, give the skin a thorough cleaning and give the skin nutrition at the same time.

1.8 Precautions for Use and Maintenance

1. Pay attention to sun protection, avoid sunbathing just after operation.
2. Avoid touching, grasping, buckle, etc.
3. Apply more mask to the skin to prevent moisture, prevent drying, accelerate metabolism
4. Do not change skin care products too often
5. Remove makeup before going to bed.
6. Avoid contact with high temperatures

2 Skin deep moisturizing

2.1 Cleaning Scrubber

The unique technology of scrubber, the energy can be generated by the mechanical vibration of 28,000 times per second has obvious osmotic effect on the human skin. Through the atomization transmission of the medium, the strong impact force can remove the deep dirt in the pores instantly. It can discharges acne, acne painlessly and cleans the pores completely.

The sebum and secretions that are clogged with low-frequency emulsified pores can also be sterilized, spray light mist into the pores, remove sebum and secretions,dead skin.

Physical effects: high-frequency vibration sound waves combined with softening products or exfoliating cream to soften the damaged rough skin cuticle layer, and open the pores with sound waves, and remove the garbage and waste deep in the pores by high-frequency vibration.

The back of the instrument can be molecularly introduced into the skin by high-frequency

vibration and essence products to increase skin elasticity and smooth wrinkles.

2.2 Spray Bottle

Using strong pressure oxygen, the product and oxygen are simultaneously introduced into the air pressure equipment, and the granular water droplets are converted into a very small molecular weight to act on the skin, and the tiny water droplets are specially designed in the form of a spray at a speed of 200 M|sec. The nozzle is sprayed to inject water and oxygen into the bottom layer of the human skin at a very high speed.

Biological effect: The vacuum circuit is formed by vacuum negative pressure, and the high concentration of active oxygen and essence are fully combined, and the high-pressure release method directly acts on the skin, allowing nutrient molecules to promote the peeling of pores, which can deep cleans the surface while at the same time The skin provides long-lasting essential nutrients to make the skin healthy, moist, delicate and shiny.

2.3 Ultrasound

Mechanical Action: The ultrasonic power is strong and powerful. The action on the face can make the skin cells vibrate, produce a fine massage effect, change the cell volume, to improve the local blood and lymph circulation, enhance the cell permeability and improve tissue metabolism, regenerative capacity, soften tissue, stimulate nervous system and cellular functions, make the skin elastic

Warming Effect: By the warming action of ultrasonic waves, it can higher skin surface temperature, accelerate blood circulation, increased the nutrients of the skin cells, lower down the nerve excitability to achieve analgesic effect .so that the muscle fibers of the tendon are relaxed. To the role of unlocking. The heat of the ultrasound is endogenous heat, 79%-82% of the heat is transported away from the action area by the blood, and 18%-21% is dispersed by heat conduction to the adjacent tissue. Therefore the customer has no obvious heat feeling

Chemical action: Ultrasound can enhance the catalytic ability, accelerate the metabolism of skin cells, change the PH value of the tissue to the alkaline direction, reduce the acidosis and pain associated with skin inflammation, and ultrasonic can improve the permeability of cell membrane and make nutrients and drug solutions. Poly, which is good for the skin to absorb nutrients, which is good for the drug to penetrate into the bacteria and improve the bactericidal ability

Biological effects: high power, high energy, and a micro massage of 1 million to 3 million times per second, which can cause skin cells to vibrate, produce a fine massage effect, change the cell volume, and thus improve local blood and lymph. The circulation enhances cell permeability, enhances tissue metabolism and regeneration, softens tissue, stimulates nervous system and cell function, makes skin shiny and elastic, and ultrasonic waves make diffusion faster by vibrating energy, and high-yield nutrient products Frequent vibration and thermal energy enter the skin more subtly. The warmth of ultrasonic waves can penetrate into the skin six centimeters, smoothing the circulation of blood and lymph, accelerating the blood circulation of cells, and initiating the biological effects of cell tissue, which can dilute various stains and make The skin is

whitened, and cells in deep tissues are activated and regenerated

2.4 Hot&Cold Hammer

Use the principle of air conditioner. Special wafers are used to absorb energy and achieve an instant cooling effect of -5 degrees. The heat energy generated by the chip absorbing energy can achieve the heating effect of 40 degrees by means of physical heat accumulation. The fan will discharge the excess heat energy, so as to achieve the alternating effect of constant temperature and freezing. It promotes metabolism, relieves allergic reactions, contracts pores, calms skin and makes skin white and tender.

Biological effect: make use of refrigeration and heating to the corresponding effect of skin, cooling tissue temperature, blood vessel and vein contraction, reduce metabolic rate, inhibit and slow down cell activity, reduce peripheral nerve sensitivity, calm and pacify, counteract and reduce skin redness, swelling, swelling and pain, especially allergic skin. To calm the skin, reduce swelling, shrink pores and other effects. When heating, it can heat the tissue, increase the temperature, adjust blood circulation, accelerate metabolism and promote product absorption.

2.5 Effect

1. Water atomizes, penetrates into pores, vibrates at high frequency, and brings out dirt
2. High-frequency vibration refines nutrients into small molecular particles, effectively enhancing skin absorption, and directly reaching the dermis
3. Improves skin texture, shrink pores, improve wrinkles, thin keratin, purifies the skin, removes excess thick keratin, purifies pores, breaks down oil and smooth pores, clears smooth skin, etc.
4. Promotes the normalization of fibrous tissue activity in dermal tissue, thereby increasing the elasticity of the skin
5. Make nutrient enter the skin more subtly through high-frequency vibration and heat energy
6. Deeply replenish and lock water to prevent moisture loss

2.6 Applicable Range

1. Dry skin and lack of water
2. blackheads, whiteheads, pores, clogged, closed, acne, acne
3. Sensitive skin
4. The skin appears aging, wrinkled skin
5. Uneven skin tone, pigmented skin
6. The skin is not well absorbed, and the bottom of the skin is dehydrated.
7. The skin is easy to peel, remove makeup, not tender
8. The skin appears dry lines, fine lines

2.7 Taboo Crowd

1. Cardiovascular disease, three high population
2. People with severe skin allergies
3. Patients with skin diseases and infectious diseases
4. Patients with metal inside body (cardiac pacemaker, steel plate, metal teeth, etc.)

5. Skin damage, local symptoms such as inflammation
6. Skin allergies
7. During pregnancy
8. The skin has wounds or wounds

2.8 Advantage

Skin shovel + frozen head + spray gun + ultrasonic wave, four effect combination. After cleaning the skin, essence can be absorbed through the ultrasonic frequency along the direction of pores into the skin dermis to achieve long-term effective hydrating and moisturizing. And it also can accelerate the blood circulation and absorption of the skin, help the skin calm and repair, achieve deep hydrating and locking, make your skin look smoother, tender and shiny.

2.9 Precautions for Use and Maintenance

1. Pay attention to sun protection, avoid sunbathing just after operation.
2. Avoid touching, grasping, buckle, etc.
3. Apply more mask to the skin to prevent moisture, prevent drying, accelerate metabolism
4. Do not change skin care products too often
5. Remove makeup before going to bed.
6. Avoid contact with high temperatures

3 Skin calm and smoothing

3.1 Cleaning Scrubber

The unique technology of scrubber, the energy can be generated by the mechanical vibration of 28,000 times per second has obvious osmotic effect on the human skin. Through the atomization transmission of the medium, the strong impact force can remove the deep dirt in the pores instantly. It can discharge acne, acne painlessly and cleans the pores completely.

The sebum and secretions that are clogged with low-frequency emulsified pores can also be sterilized, spray light mist into the pores, remove sebum and secretions, dead skin.

Physical effects: high-frequency vibration sound waves combined with softening products or exfoliating cream to soften the damaged rough skin cuticle layer, and open the pores with sound waves, and remove the garbage and waste deep in the pores by high-frequency vibration.

The back of the instrument can be molecularly introduced into the skin by high-frequency vibration and essence products to increase skin elasticity and smooth wrinkles.

3.2 Spray Bottle

Using strong pressure oxygen, the product and oxygen are simultaneously introduced into the air pressure equipment, and the granular water droplets are converted into a very small molecular weight to act on the skin, and the tiny water droplets are specially designed in the form of a spray

at a speed of 200 M|sec. The nozzle is sprayed to inject water and oxygen into the bottom layer of the human skin at a very high speed.

Biological effect: The vacuum circuit is formed by vacuum negative pressure, and the high concentration of active oxygen and essence are fully combined, and the high-pressure release method directly acts on the skin, allowing nutrient molecules to promote the peeling of pores, which can deep cleans the surface while at the same time The skin provides long-lasting essential nutrients to make the skin healthy, moist, delicate and shiny.

3.3 Hot&Cold Hammer

Use the principle of air conditioner. Special wafers are used to absorb energy and achieve an instant cooling effect of -5 degrees. The heat energy generated by the chip absorbing energy can achieve the heating effect of 40 degrees by means of physical heat accumulation. The fan will discharge the excess heat energy, so as to achieve the alternating effect of constant temperature and freezing. It promotes metabolism, relieves allergic reactions, contracts pores, calms skin and makes skin white and tender.

Biological effect: make use of refrigeration and heating to the corresponding effect of skin, cooling tissue temperature, blood vessel and vein contraction, reduce metabolic rate, inhibit and slow down cell activity, reduce peripheral nerve sensitivity, calm and pacify, counteract and reduce skin redness, swelling, swelling and pain, especially allergic skin. To calm the skin, reduce swelling, shrink pores and other effects. When heating, it can heat the tissue, increase the temperature, adjust blood circulation, accelerate metabolism and promote product absorption.

3.4 Effect

1. Promote product absorption and penetration
2. Soothes and calm down skin
3. Eliminate redness, swelling, heat, pain, itching, discomfort
4. Enhance hydration, prevent water loss, and lock in moisture
5. Relieve acne muscles, fragile skin
6. Shrink pores, delicate skin, smooth fine lines
7. Repair skin barrier, enhance skin resistance and repair after sunburn
8. Cleans skin with excess dirt and keratin

3.5 Applicable Range

1. Dry skin and lack of water
2. Large pores, blockage, rough skin, dull
3. Sensitive skin
4. Thin cuticle, red blood
5. Acne muscle, sensitive muscle
6. Large pores, rough
7. Dark complexion, dull
8. Oily and dry, mixed skin

9. Appears red and swollen after the exposure

3.6 Taboo Crowd

1. Having facial allergies or cuts
2. Severely sensitive muscle
3. Pregnancy and operation recovery
4. Facial pustules
5. Fresh from plastic surgery
6. Cardiovascular and cerebrovascular diseases, three high population
7. Patients with skin diseases and infectious diseases
8. Patients with metal inside (pacemaker steel plate metal teeth, etc.)
9. Skin lesions, inflammation and other local disease signs
10. Skin allergy
11. Periods during pregnancy

3.7 Advantage

Skin shovel + spray gun + frozen head + calm skin three effects in one, relieve sensitive skin redness and swelling discomfort, shrink pores, pacify the effect. Can use moisture essence, aloe essence, such as quickly restore skin moisture wall, enhance calm effect.

3.8 Precautions for Use and Maintenance

1. Pay attention to sun protection, avoid sunbathing just after operation.
2. Avoid touching, grasping, buckle, etc.
3. Apply more mask to the skin to prevent moisture, prevent drying, accelerate metabolism
4. Do not change skin care products too often
5. Remove makeup before going to bed.
6. Avoid contact with high temperatures








Part II

I Detailed Operation

Hot and cold hammer










Hot and cold hammer running states

1. Press  button to open the ion function
2. Press  setting treatment time, increase treatment time.
3. Press  setting treatment time, reduce treatment time
4. Press  button to Regulatory energy attenuation(1~9 Level)
5. Press  button to regulatory energy enhancement(1~9 Level)
6. Press  can choose(A, B)operation mode
7. Press  button and the machine starts to run

Ultrasound










Ultrasound running status

1. Press  button to open the ion function
2. Press  setting treatment time, increase treatment time
3. Press  setting treatment time, reduce treatment time
4. Press  button to Regulatory energy attenuation(1~9 Level)
5. Press  button to regulatory energy enhancement(1~9 Level)
6. Press  can choose(A, B)operation mode
7. Press  button and the machine starts to run

Derma-brasion/Spray



Dermabrasion/Spray running status

1. Press  button to open the ion function
2. Press  setting treatment time, increase treatment time.
3. Press  setting treatment time, reduce treatment time
4. Press  button to Regulatory energy attenuation(1~9 Level)
5. Press  button to regulatory energy enhancement(1~9 Level)
6. Press  can choose(A, B)operation mode
7. Press  button and the machine stars to run

II Technical Parameters

Power supply Input: 100V-240V

Power: 190W

Ultrasonic handles for face

Frequency: 3MHZ

Power: 50W

Cold therapy hammer

Temperature: 0~5 degree centigrade

Power: 10W

Ultrasonic shape head

Frequency: 3MHZ

Power: 50W

3MHZ ultrasound scrubber

Frequency: 3MHZ

Output Power: 5W

Number of vibrations per minute: 1620000 times

Double deep cleanse-dermabrasion

Total power: 14W

Voltage: 12V

Diameter of the micro-carving head: 22mm, 20mm, 16mm, 16mm, 15mm, 15mm, 15mm, 08mm, 06mm

Length of micro-carved rod: 110mm

Suction range: 0 to -80Kpa

III Taboo Crowd

1. Pregnant or lactating women
2. Heart disease or pacemaker
3. The wound from the operation hasn't healed yet
4. Patients with epilepsy, severe diabetes and hyperthyroidism
5. Patients with malignant tumor, hemophilia or severe bleeding
6. Skin diseases and infectious diseases should be used with caution

IV Precautions and Maintenance

1. Remove the treatment head every time after using machine. Clean it with water and keep carefully.
2. The instrument must have a plug with a grounding pin before use and ensure that the instrument's power outlet is properly grounded.
3. Ensure that the voltage of the instrument is adapted. If the local power supply voltage is unstable, we recommend that the user add a power-matched regulated power supply between the mains and the instrument.
4. For the purpose of the treatment of the instrument and to ensure the normal service life, please use the specified accessories provided or recommended by the original manufacturer.
5. Do not place the instrument in a humid place or near a water source, and do not expose the instrument to direct sunlight.
6. Do not place the instrument close to a strong heat source, as this may affect the life of the instrument and normal use.
7. Please remove all metal objects from your body before treatment to avoid unpredictable conditions and affect the efficacy.
8. Please do not use it in the eyes, thyroid gland, parathyroid gland, testis, pregnant abdomen and atrial pulse generator.
9. Patients who are ill should also use this instrument with caution unless approved by a doctor.
10. When the instrument is not in use, please turn off the power switch of the instrument and ensure that the total power of the instrument is turned off before the personnel leave after daily use to ensure the safety of the electrical products.
11. Use the instrument or train the instrument operator in strict accordance with the instructions in the instruction manual.

V Precaution for Use

1. If you feel unwell during use, or if you find any abnormality in the product, please turn off the power immediately and stop using it.
2. If the strength is too high, there may be cramps. If this happens, please stop using it immediately.
3. Please do not use it on young children.
4. Please put it in a place where is not easy for infants and young children to touch.
5. If the product is abnormal, please stop using it immediately. Please unplug the power cord after use.
6. When starting to use, please do not adjust the intensity too high, please use from low intensity.
7. If the skin is red and swollen and itching, please reduce the output intensity and choose the strength that suits your skin.
8. When using the freezing head, avoid touching the air outlet to avoid being burnt.
9. When using microdermabrasion, check if the gasket is installed, otherwise it will leak or not enough suction.
10. The face must be moist when using the shovel and avoid dry skin operation.
11. Avoid wearing metal objects when using this product. Please remove the metal accessories, the body should not do it in metallic substances.

12. The product used in the lance must be a watery product.
13. Care should be taken to avoid injecting into the mouth and in the nostrils.
14. Clean the small cup and the inner tube hole before and after each use of the lance. Avoid tube plugging caused by product drying. Cleaning method: Pour pure water into the small cup, then press the control button down and pull back, and quickly spray the water out of the cup.
15. When sucking blackheads, it is best to put a proper amount of cotton paper inside the glass tube to prevent dirt from being sucked into the airway tube and damage the main unit. Don't stay in the face for too long, so as not to cause bruises
16. If there is no suction when starting up, it is normal, and it will return to normal after a while. The suction size can be adjusted with the metal knob, which is large clockwise.
17. When using the spray bottle, do not insert the catheter into the black hole to prevent the lotion from being sucked into the air pump and damage the main unit.
18. It is normal for the squeaky sensation of current to flow through the operation of the ionization operation.
19. When the cleaning shovel is cleaned, the groove is outward. The operation will see the water droplets splashing in the water, and the skin part of the instrument is not covered with water drops. Put the cleaning shovel upside down and apply the flat to the skin for import and lifting.

VI Troubleshooting

1. The instrument has not respond ?
 - A. Check if the instrument socket is plugged in.
 - B. Check if the handle link is inserted.
 - C. Check if the instrument has contact products.

2. The instrument does not turn on, and the button light on the back of the instrument does not light up?
 - A. Make sure the power cord is connected to a valid power outlet.
 - B. Is the fuse tube on the back of the instrument loose or burnt?

3. The instrument have no current output?
 - A. Please check if the instrument handle and the connector connected to the body are tightly connected.
 - B. Please check whether the treatment part has been cleaned. The grease or oily essential oil product may cause the instrument's treatment handle to be in poor contact with the human body, resulting in no current output.

4. The current output is weakened?
 - A. Please check if the instrument handle and the connector connected to the body are tightly connected.
 - B. Please check if there is any non-conductive grease and other substances on the handle of the treatment. This will cause the contact to be weak and the output to be weakened.
 - C. Please check if the product used is the adapter specified by the instrument.

5. The instrument have no pressure or little pressure?

A. Please turn off the instrument and check if the hose of the instrument is tight.

B. Please check if the handle cover is tight and the product is not watery.

C. Please check if the hose is damaged or leaking, resulting in poor air pressure.

D. If the above method cannot be processed, please contact the dealer of the instrument for assistance.

6. The instrument can start, but the screen has the wrong information?

A. Unplug the power plug from the back of the instrument and wait for about 1 minute before plugging in and restarting the instrument.

B. If the above method cannot be processed, please contact the dealer of the instrument for assistance.

VII Q&As

Q. Can I make up after doing this instrument?

A: You can make up your makeup. After you finish, your skin will be moist and full. At this time, make up your makeup. This is a way of care that does not break the skin and has no wounds. It is safe, healthy and fast.

Q. How long does it take to see the effect?

A: Once you have done it, you can see that the skin is clear and transparent. Continuous effect is more obvious, which can improve the deep water shortage, dullness, fine lines and aging of the skin.

Q. Is there any tolerance for doing this?

A: There is no tolerance. This is to improve and deep clean the skin. It belongs to the maintenance and resistance to skin problems caused by other factors. It helps the skin absorb nutrients and solve the problem of dark yellow, water, rough and wrinkles. The skin, if not done in the later stage, is only returned to the skin's own secretion and aging, and will not cause tolerance.

VIII Package List

Ultrasonic handles for face x1

Cold hammer x1

Ultrasonic shape head x1

3MHZ ultrasound scrubbe x1

Diamond Dermabrasion tip x9






Diamond Dermabrasion plastic wand x3

Main machine x1

Plastic holder x1

Power supply x1(We offer 100-240V,AU/EU/UK/AU plug)


IX Operation Diagram

Parameter	Product	Operation	Diagram
Double Clean: 70minutes Once a week			
Energy adjust: 1-5 Mode: A、B	Cleansing Oil + Cleanser + Blackhead Derivative + Microderma brasion + Cleaning Shovel + Ultrasound + Essence + Mask	<ol style="list-style-type: none"> 1. Cleansing and cleaning 5 minutes 2. Apply blackhead derivation solution + thermal spray, 5-10 minutes (sensitive muscle can be about 2 minutes, blackhead can be as long as 10 minutes) 3. Wipe the face with a damp cotton pad and clean the face with a skin shovel for 5-10 minutes (the nose part with blackheads can be cleaned) 4. Clean the face 5. Microdermabrasion operation 5-10 minutes (select the appropriate operating head and suction, the face and forehead are pulled up in a line, the nose can be pulled and pulled) 6. Clean the face 7. Ultrasonic ringing introduces facial essence 5-10 minutes (can be introduced into moisturizing essence) 8. Ultrasonic introduction of eye essence for 3-5 minutes (small circle around the eye, the whole circle of the eye is introduced) 9. Apply cleansing hydrating mask 15 minutes 10. End 	 <hr/>  <hr/>  <hr/>  <hr/> 
Treatment advice Ten times for a course of treatment, the skin is clean and transparent after one finish, and the pores are refreshing and smooth. After a course of treatment, the pores of the skin are improved, the roughness and the strawberry nose are alleviated, and the skin is stabilized after three			

treatments, which helps the subsequent products to absorb better, and the skin is delicate and smooth.

Suggested price: 698/time 4980/ten times

Deep moisturizing: 60minutes Once a week

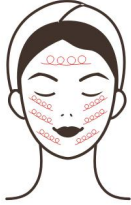

<p>Energy adjust: 1-5 Mode: A、B</p>	<p>Cleansing Oil + Cleanser + Cleaning Shovel + Freezer Head + Spray Gun + Ultrasound + Essence + Mask</p>	<ol style="list-style-type: none"> 1. Make up remove and cleaning 5 minutes 2. Wipe the face with a damp cotton pad and clean the face with a skin shovel for 5-10 minutes (the nose part with blackheads can be cleaned) 3. Clean the face 4. Open the b mode with the freezing head is the heating mode, open the pores. 5-10 minutes 5. Spray gun toning lotion for secondary cleaning and hydration 3-5 minutes (one line, one line, upward circular injection) 6. Ultrasonic circular ring to introduce facial essence 5-10 minutes (can be introduced into moisturizing essence) 7. Ultrasonic ring is introduced into the eye essence, 3-5 minutes 8. Apply moisturizing mask for 15 minutes 9. Clean the face 10. Wipe toner, essence, face cream, sunscreen 11. End 	
---	--	---	--

Treatment advice

Ten times for a course of treatment, the skin is tender and delicate after one operation, and the treatment relieves dryness, lack of water and peeling after a course of treatment. The three treatments stabilize the skin condition, make the skin lasting and moisturize, and prevent water loss.

Suggested price: 698/time 4980/ten times

Calm and soothing: 60minutes Once a week

<p>Energy level: 1-5 Mode: A、B</p>	<p>Cleansing Oil + Cleanser + Cleaning Shovel + Spray Gun + Freezer Head + Essence + Mask</p>	<ol style="list-style-type: none"> 1. Cleansing and cleaning 5 minutes 2. Use a cotton pad to wet the face and then shovel the skin for 5-10 minutes (the nose part with blackheads can focus) 3. Clean the face, 4. Use the spray gun to fill the face with full water, 5-8 minutes 5. Evenly apply the essence to the face and use the freezing head to operate (from the chin, the line is raised upwards) 5-10 minutes. 6. Apply mask for 15 minutes 7. Clean the face 8. Wipe toner, essence 9. End 	 <hr/> 
--	---	---	---

Treatment advice

Ten times for a course of treatment, after one time, the skin is refreshing and cool, and the redness and swelling of the skin is eliminated. A course of treatment improves the fragility of sensitive skin and reduces the sensitivity rate. The three courses stabilize the skin condition, and the skin is kept clean and moist. .

Suggested price: 698/time 4980/ten times