

160mw Lipo Laser Slimming Machine

Model: MY-16151



MYCHWAY®

Chapter 1: Safety Warnings

I. Electricity & Machinery Safety

1. The machine is universal general voltage. Can work with 100V & 200V voltage.
2. Please keep the voltage at stable condition.

II. Contraindication Safety

1. People with heart disease, high blood pressure, or configured cardiac Pacemaker.
2. People with acute inflammation, asthma, deep vein thrombosis, thyroncus, cancer.
3. People with hemorrhagic diseases, trauma or who is bleeding.
4. Pregnant women
5. Medical plastic artificial or metal parts inside the body such as metal teeth or silicone breast implants.
6. People with abnormal immune system.
7. People with numb or insensitive to heat.
8. If you are feeling unwell, Prohibited in the ears, nose, eye throat and do not use this device in advance and tell your doctor.
9. Children under 12 years old are not allowed.

III. Treatment Safety

1. Treatment Time is less than 30mins/Body Part/Each Treatment.
2. The energy setting is from low to high gradually which should be subject to skin comfortableness for different people.
3. The patient had better wear the protective eye glasses.
4. If you cannot tolerant heat or uncomfortable, please stop the treatment in advance and turn to your doctor for help.

Chapter 2: Installment and Use

I. Working Condition

Using at normal temperatures and pressure. Please do not stay in too cold, too hot, too dry and too wet.

II. Technical Parameters

Laser type diode wavelength: 635nm ~ 650nm

Energy output: 68 x 160mw

Pwer output consumption: 100VA

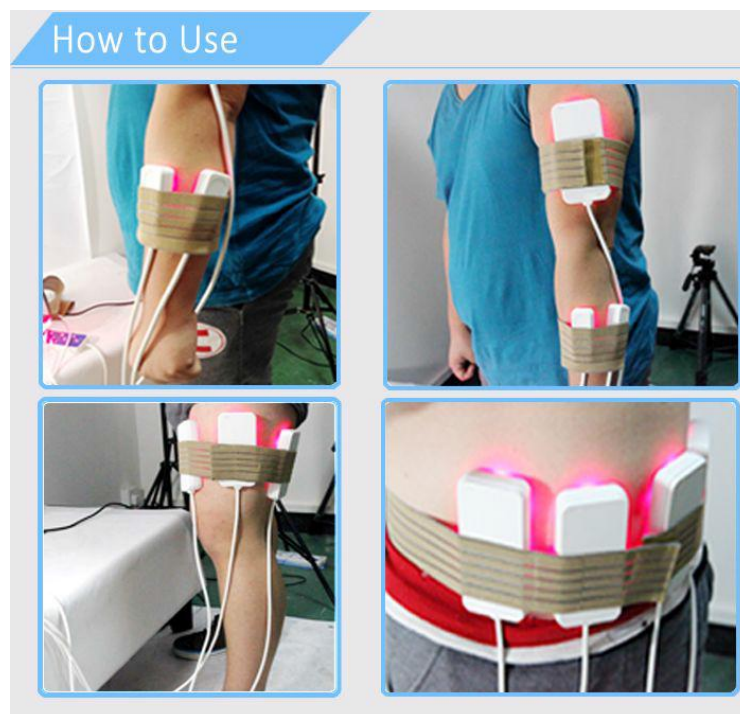
Classification: Electrical Class 1, Type B applied part

Cooling requirements: Air cooled

Electrical requirements: 100V-240V

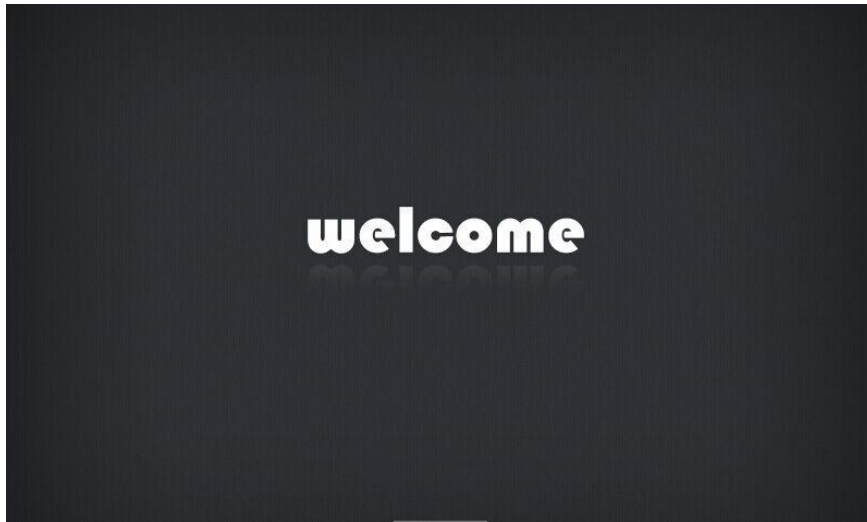
V. How to Put the Pads on Body?

1. Big pads for big body area, such as belly, waist and etc. Small pads for small body area such as face.
2. Using the belts and adjust it in a proper place.
3. Insert the pads in and close them to the skin.



IV. Program Setting

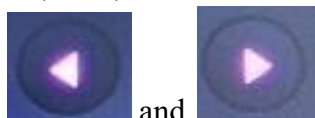
1. Please connect all the pads with the machine, plug in the power line, turn on the red power button to start the machine, the screen will show “Welcome”.



2. Click the screen to enter into the main interface.



3. Click“M1”, “M2 ” or “M3”to choose different treating modes. M1, M2, M3 (ps: Mode 1, Mode 2, Mode 3 means different wave modes). M1 is continuous; M2 is 500ms(2Hz); M3 is 100ms (10Hz).




4. WORKING TIME: click and to add or decrease time.

5. Click  to start and stop

6. Click  to clear the energy settings.

7. The laser pads can all working together or work separately as you like.

if you want to adjust the energy for the laser pads individually, you can press any bars on the right except the the three bars on the left. Then click + or - to add or reduce the energy, then click the start button, then the machine starts to work



click these three bars, then press the + or - to add or reduce the energy for the laser pad

button to adjust the working time

modes for the laser

start or pause

add or reduce the energy for the laser

reset the energy for the laser

LIPO LASER ENERGY

LIPO LASER

WORKING TIME

M1 M2 M3

- +

Individually control your light output power. However powerful you want, choose yours individually at every single paddle.



I can only choose to use

the big paddles to do the treatment




Or i can choose to use all of the paddles
but all are different intensity of the power.



Or i can only choose the small paddles



many treatment plans, Pick your best



V. **Caution:**

We normally suggest that the intensity should be adjusted from low to high gradually. And recommended intensity level for big pads is 40-60% and 20-30% for small pads.

VI. **Accessory List:**

- 1 x Power line(We offer 100-240 V , AU/EU/UK/AU plug)
- 12 x Big paddle with 10 diode //160mw Each
- 4 x Small paddle with 2 diode //160mw each
- 1 x holder for diode paddles
- 1 x Power Supply Cord

Chapter 3: Maintenance

I. General Maintenance

1. After the treatment, please turn off the machine, laser pads and the power supply.
2. Use the clean towel to clean the pads and the machine. **Please do not clear the pads by alcohol.**
3. Put back all of the parts in original place, at normal temperatures and pressure. Please do not stay in too cold, too hot, too dry and too wet.
4. Machine needs 30mins break after 2-3hr operating.
5. Everyday do not operate the machine over 9hrs.
6. If it is not non-normal use and irresistible factors We offer One years' warranty for the units include the power, capacitor, and main board and inside the machine. And offer free repairmen, one to one exchange or return.
7. The Pads belong to consumable electronic products, we only have three months warranty and offer one to one exchange or return during the warranty period. To know more, please check our warranty card that come with the machine.

II .Troubleshooting

1. How many treatments will i need to see the results?
 - You will see the results of the treatment periodically. Initially you may notice some minor changes. But normally We recommend 2 treatments per week for 8 weeks.
2. Can i have more than one area treated at one time?
 - Yes if you are prepared to do more cardio vascular exercise.
3. Will the inches stay off after a treatment?
 - Yes, if you follow our instruction, maintain a healthy diet and exercise routine.
4. Does the treatment hurt?
 - No, it is a non-invasive treatment and here is no pain, bleed at all. But you may feel some heat because when it worked for a while.

5. Will i have to keep coming back to keep my results?

- Generally, one treatment per a single area is usually adequate to achieve the required results. However, we recommend you more than 2 months of treatment for a better results. If the results are unsatisfactory there is the opportunity for repeat treatments. Because it depends on different body.

6. What is the difference between liposuction and Lipo laser?

- The procedure is similar to liposuction with some differences that may make Lipo laser a good alternative to traditional liposuction. Lipo laser essentially permanently removes your excess fat however without the suction removal of the fat. The body fat is dissolved or liquefied (turned into liquid) using a medical laser instead of suction.