

User Manual

MS-98D1



Preface

Dear users:

We're pleased to present to you our 8-in-1 beauty machine featured with weight loss, figure slimming, anti-aging and so on. As the name suggested, it is a multifunctional beauty machine, targeted at both face and body, mainly focusing on lifting and tightening of face, removing wrinkles, and body shaping. We aim at a safe and, at the same time, effective beauty result by using high-end technologies. Radio frequency and ultrasonic beauty machines are anti-aging machines for professional use, which needs to be handled by professionals with proper training. Any improper use will result in adverse consequences. Therefore we advise any personnel read this guide thoroughly and follow the instructions strictly before operation.

We believe our quality product will bring in good returns on your end. Also, you can count on our worry-free after-sales service.

Thank you!

Table of Contents

Preface
Part I
Introduction
Advantages
Working Principles & Treatments
Facial Anti-aging
Facial Tightening and Lifting
Facial Repair for Sensitive Skin
Anti-aging around Eyes
Anti-aging on Neck
Body-shaping: Waist & Abdomen
Body-shaping: Breasts
Body-shaping
Arms
Back
Hips
Legs
Overall Facial Care
Body Sculpting & Slimming
Part II
1.Detailed Operations
2.Technical Parameters
3. Safety Precautions
4. Dos and Don'ts
5. Troubleshooting & Solutions
6.FAQs
7.Packing List
8.Operational Diagrams

Part I

Brief introduction

At present, radio frequency and ultrasonic instruments are the most popular apparatus for beauty, compacting, shaping and anti-aging . They can effectively replace all facial and physical care items in salons. It is very simple and convenient to operate. Moreover, it can solve the skin and body management problems of the beauty lovers as soon as possible. This instrument requires no injection, no medication, no operation, thus having no side effects. The whole process is working on the external skin and will have an immediate effect. Radio frequency instrument can heat up bottom layers of skin , stimulate collagen proliferation and reorganization in dermis, accelerate blood circulation in the bottom of skin, thus achieving the effect of having a full and compact skin while anti-aging and preventing of aging. At the same time, cold hammer can relieve skin, shrink pore, and achieve all-round skin care.

Advantages

1. 8-in-1 multifunctional beauty machine that works on both of your facial and body care.
2. Removing fat with ultrasound explosion rather than surgical liposuction, has brought good news for obese people.
3. Various operation heads can be replaced according to different parts and requirements.
4. The perfect combination of ultrasound and RF solves the dilemma of losing weight. It helps with weight loss while at the same time maintains firm skin, increases skin elasticity, metabolism, and ultimately better health.
5. Adopting the world's cutting-edge technology of high-intensity ultrasonic fat blasting.
6. Suitable for all skin, and can improve skin quality and relieve skin.
7. In the process of nursing, it is comfortable, painless, and non-invasive. It does not need recovery periods. And it will not affect your normal working and your normal life.
8. No consumption, low cost and quick return.
9. The treatment range is wider and the effect is rapid and remarkable.
10. It will not cause uneven phenomenon. No bleed and swelling and stasis phenomenon.
11. Ultrasound, negative pressure and radio frequency all have the energy release of red LED respectively. They can dissolve fat and massage while at the same time accelerate metabolism, and sterilize skin. The effect is remarkable and is more comfortable.

Facial Anti-aging

Principles

RF Face

Radio frequency works through the circuits formed by electrodes in pair. The optimum frequency of radio frequency biothermal effect is 3 MHz, and the maximum speed of extreme change is 8 million charged particles in tissues per second. In the rapid change of electrodes, the dermal tissue naturally resists the radio frequency current and generates thermal energy. During the process, RF promotes the metabolism and proliferation of skin collagen through high electromagnetic wave change, therefore heating up dermis layer of the skin, thus achieving effects like tightening, lifting, wrinkle removal, anti-aging and smooth skin.

Biological Effect

Radio frequency can shake millions of high frequency radio waves per second, penetrate the epidermis, directly act on the dermis, deep heat collagen cells, stimulate the growth of collagen fibers, so that it has a large number of new collagen support, making the skin more compact and elastic.

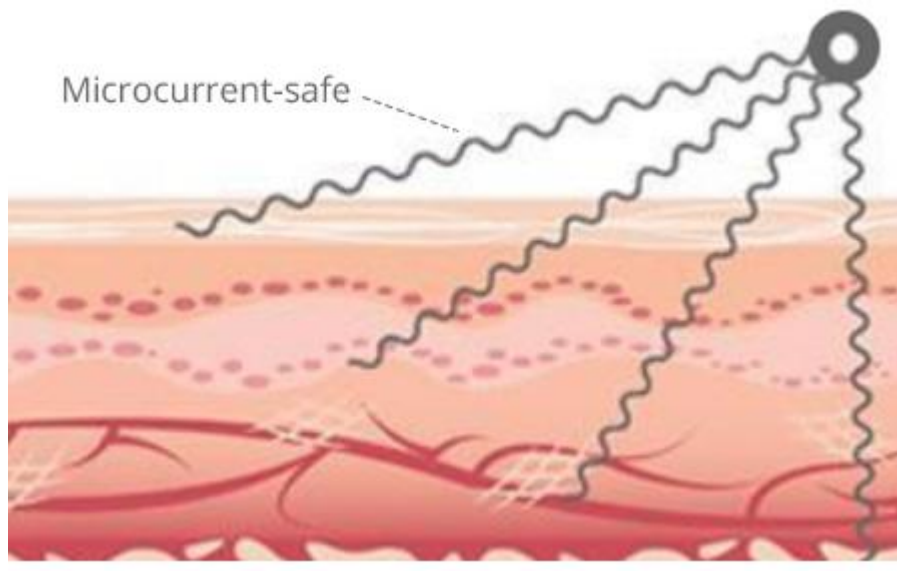
Every time energy comes into the skin, it feels a temporary sense of heat. This means that collagen has been stimulated to produce fever, resulting in tightening of the skin. While operating sliding, the radio frequency wave emitted by the therapeutic head of the super-frequency wave system, under the cold protection of the epidermis, has acted on the deep dermis through the epidermis, rapidly heating water molecules to produce safe Bio-thermal energy. When the natural friction of collagen tissue is heated up to 45°C~60°C, it will shrink immediately and stimulate the collagen to grow continuously. At the same time, bio-heat can effectively accelerate blood flow in adipocytes, and release free fatty acids (ffa), thereby increasing the dissolution of superficial fat, and achieve the purpose of tightening and lifting the sagging part of the body.

BIO

The combination of micro-current and inductive current has a strong cosmetic effect. The function of microcurrent is to increase the synthesis of ATP (adenosine triphosphate), which is five times higher than usual. It can provide muscle and body energy, make you look energetic; Improve the permeability of cells, 30% - 40% higher than usual, help the human body better absorb nutrients and water, oxygen-containing blood, etc., and remove waste and toxins as soon as possible.

Promote the synthesis of muscle fibers, 68% higher than usual, keep the skin moist, soft, compact and lustrous; Increase the level of collagen synthesis to 73%, reduce wrinkles, make the skin more soft, elastic and lustrous. The function of induced current is to balance cell's electric potential, increase cell ATP, accelerate blood circulation, improve collagen synthesis and increase skin elasticity.

BIO Cell Activation Instrument, which imitates human biological current, enters muscle cells through skin, stimulates ATP contained in cells, and restores normal operation and function of cells. It collects the latest technology to shape facial contour, thin face, reduce double chin and wrinkles and shrink pores for customers in the shortest time possible. BIO makes facial muscles tight and delicate, and rosy cheeks will appear naturally . It is more effective on loose skin, so as to achieve the goal of shaping a beautiful face.



Effects

1. Tighten skin and channel nutrients deep into skin layers.
2. Whiten skin and reduce pigmentation and dark spots.
3. Refine skin and improve skin elasticity.
4. Nourish skin and improve skin absorption.
5. Accelerate blood circulation and metabolism.
6. Help relieve double chin and sagging skin.
7. Delay aging and stimulate collagen cells.

Applicable Range

1. Those with facial dullness.
2. Those with skin relaxation and sagging.

3. Those with fine lines, nasolabial folds, crow's feet.
4. Those with indistinct facial contour.
5. Those with rough skin and large pores.
6. Those who are under long-term exposure of UV radiation at workplace.
7. Those with lax skin, edema or obesity after birth.

Inapplicable Range

1. Those who have just undergone plastic surgery which have implanted prostheses, metal materials and so on.
2. Those who have recently received certain injections, such as hyaluronic acid, intradermal injection, wrinkle removal, or plastic surgery.
3. Those with hypertension, heart disease, diabetes, severe thyroid and malignant tumors.
4. Those who are having an allergic reaction, or people with severe sensitive skin or allergic to metals.
5. Those with skin trauma or wound.
6. Those who are overaging.
7. Those in menstruation, pregnancy, lactation, surgical recovery.
8. Those with skin diseases and infectious diseases.
9. Those who are unrealistic about the effects.

Notes after Operation

1. Do not wash your face with overheated water within three days (lukewarm or cold water is recommended).
2. Enhance moisturizing and sunscreen.
3. Do not soak in hot springs, steam saunas or exercise strenuously, etc. within three days.
4. Use facial masks at least three times a week.
5. Spicy, greasy food should be avoided. Staying up late, smoking and drinking are prohibited. Eat more vegetables, fruits, and less greasy food.
6. Avoid food that will cause '3 Hs' (high blood pressure, high cholesterol and high blood sugar), less greasy food is advised.

Facial Tightening and Lifting

Theory

RF Face

Radio frequency works through the circuits formed by electrodes in pair. The optimum frequency of radio frequency biothermal effect is 3 MHz, and the maximum speed of extreme change is 8 million charged particles in tissues per second. In the rapid change of electrodes, the dermal tissue naturally resists the radio frequency current and generates thermal energy. During the process, RF promotes the metabolism and proliferation of skin collagen through high electromagnetic wave change, therefore heating up dermis layer of the skin, thus achieving effects like tightening, lifting, wrinkle removal, anti-aging and smooth.

Biological Effect

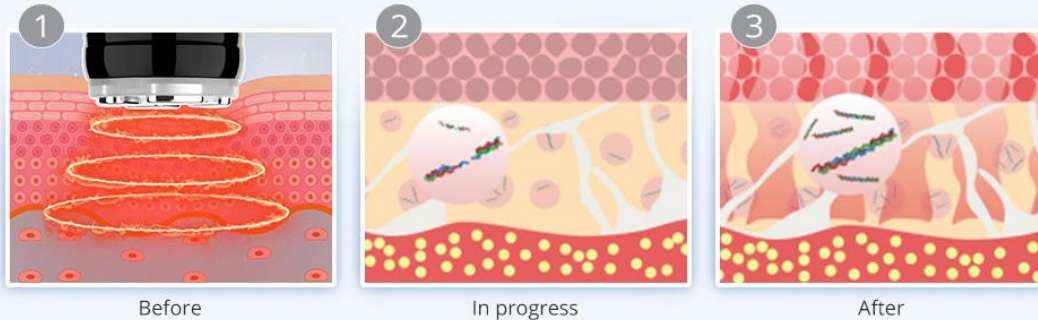
Radio frequency can shake millions of high frequency radio waves per second, penetrate the epidermis, directly act on the dermis, deep heat collagen cells, stimulate the growth of collagen fibers, so that it has a large number of new collagen support, making the skin more compact and elastic.

Every time energy comes into the skin, it feels a temporary sense of heat. This means that collagen has been stimulated to produce fever, resulting in tightening of the skin. While operating sliding, the radio frequency wave emitted by the therapeutic head of the super-frequency wave system, under the cold protection of the epidermis, has acted on the deep dermis through the epidermis, rapidly heating water molecules to produce safe Bio-thermal energy. When the natural friction of collagen tissue is heated up to 45°C~60°C, it will shrink immediately and stimulate the collagen to grow continuously. At the same time, bio-heat can effectively accelerate blood flow in adipocytes, and release free fatty acids (ffa), thereby increasing the dissolution of superficial fat, and achieve the purpose of tightening and lifting the sagging part of the body.

Skin facial lifting

Quadropole 3D SMART RF/3-Polar 3D SMART RF

RF can vibrate 1 million times high -frequency radio wave per second, penetrate to the epidermis layer, directly to the dermis, deeply heating the collagen cells, then stimulate the growth of collagen fibers, which make a lot of new collagen to support the skin and become more compact and elasticity.



BIO

The combination of micro-current and inductive current has a strong cosmetic effect. The function of microcurrent is to increase the synthesis of ATP (adenosine triphosphate), which is five times higher than usual. It can provide muscle and body energy, make you look energetic; Improve the permeability of cells, 30% - 40% higher than usual, help the human body better absorb nutrients and water, oxygen-containing blood, etc., and remove waste and toxins as soon as possible. Promote the synthesis of muscle fibers, 68% higher than usual, keep the skin moist, soft, compact and lustrous; Increase the level of collagen synthesis to 73%, reduce wrinkles, make the skin more soft, elastic and lustrous. The function of induced current is to balance cell's electric potential, increase cell ATP, accelerate blood circulation, improve collagen synthesis and increase skin elasticity.

BIO Cell Activation Instrument, which imitates human biological current, enters muscle cells through skin, stimulates ATP contained in cells, and restores normal operation and function of cells. It collects the latest technology to shape facial contour, thin face, reduce double chin and wrinkles and shrink pores for customers in the shortest time possible. BIO makes facial muscles tight and delicate, and rosy cheeks will appear naturally. It is more effective on loose skin, so as to achieve the goal of shaping a beautiful face.

Ultrasound: Face

Ultrasonic facial beauty instrument is based on the theory of high frequency vibration. It reaches deep into the subcutaneous tissues, 4-6 mm to be exact, with the strong vibration wave of 2.8MHz. With its high energy and permeability, it vibrates tissues in

every layers of your skin, exporting oil and dirt from pores. Also, it changes cells volumes so as to improve blood circulation and stimulates proliferation of cells, making it lustrous and elastic. Moreover, thanks to its high frequency vibration induced warm effect, it helps better absorption of nutrients into the skin at a higher speed.

Acoustic Streaming: the stable eddying of fluids in both macroscopic and microscopic scale of the ultrasonic field is considered as acoustic stream. By utilizing the effect of acoustic streaming, ultrasound can help with diffusion, affect membrane permeability and diffusion rates, thus ultimately beneficial to growth of cells and diffusion. However, certain damage will be caused if higher frequency is applied. (For example: ultrasonic body instrument could harm subcutaneous tissues if applied on face.)

Effects

1. Tighten skin, brighten the overall skin color.
2. Channel nutrition deep into skin and moisturize skin.
3. Increase skin elasticity and refine skin.
4. Regulate water-oil imbalance and promote nutrients' absorption.
5. Accelerate blood circulation and metabolism.
6. Help with double chin and sagging skin.
7. Stimulate collagen proliferation and delay aging.

Applicable Range

1. Those with sagging and inelastic skin.
2. Those with dark dry skin.
3. Those with rough skin, large pores, and exuberant grease secretion.
4. Those with poor absorption and metabolism.
5. Those with indistinct facial contour.

Inapplicable Range

1. Those who have just undergone plastic surgery which have implanted prostheses, metal materials and so on.
2. Those who recently experienced certain injections, such as hyaluronic acid, intradermal injection, wrinkle removal, or plastic surgery.
3. Those with hypertension, heart disease, diabetes, severe thyroid and malignant tumors.

4. Those who are having an allergic reaction, or people with severe sensitive skin or allergic to metals.
5. Those with skin trauma or wound.
6. Those who are overaging.
7. Those in menstruation, pregnancy, lactation, surgical recovery.
8. Those with skin diseases and infectious diseases.
9. Those who are unrealistic about the effects.

Notes after Operation

1. Do not wash your face with overheated water within three days (lukewarm or cold water can be used).
2. Strengthen moisturizing and sunscreen.
3. Do not soak in hot springs, steam saunas or exercise strenuously, etc. within three days.
4. Use facial masks at least three times a week.
5. Spicy, greasy food should be avoided. Staying up late, smoking and drinking are prohibited. More vegetables, fruits, and less greasy food.
6. Avoid food that will cause 'three highs' (high blood pressure, high cholesterol and high blood sugar), less greasy food is advised.

Facial Repair for Sensitive Skin

Principles

Cold Hammer

Cold hammer uses the principle of air conditioning. Special wafer ceramics are used to absorb energy and refrigerate at -5°C in an instant. The method of physical heat accumulation produced by wafer energy absorption makes one side produce heat up to 40 degrees. The fan discharges excess heat energy and achieves the effect of constant temperature and freezing alternately. It also promotes metabolism, alleviates allergic reaction, shrinks pore, calms skin, whitens and tenders skin.


Biological effects: During the cooling process, tissue temperature cools down, blood vessels and veins contract, metabolic rate reduces, cell activity inhibits, peripheral nerve sensitivity reduces, thus having a sedative and soothing effect, counteracting or reducing the symptoms of allergic reaction, such as redness, swelling, and pain, therefore achieving certain effects, such as calming the skin, reducing redness and swelling, shrinking pores and so on.

Skin tightening

Use the cold therapy hammer to shrink pore after skin moisturizing and nutrition importation, this cooling therapy can promote skin tightening and enhance acne relieving and smoothing



Inflamed acne



soothing ance

Effects

1. Relieve facial redness, acne, allergy and other symptoms.
2. Calm and soothe the skin. Regain skin balance.
3. Fine pore, relieve couperose, reduce pore size.
4. Tighten and lift skin and enhance skin elasticity.
5. Improve sagging and lax skin and reduce wrinkles.
6. Help skin absorb nutrients, lock nutrients in the meantime and smooth skin.
7. Strengthen skin resistance and repair fragile skin.

Applicable Range

1. Those with sensitive, acne-prone skin. Those who are having an allergic reaction and prone to redness and swelling.
2. Those with flabby skin and lack of elasticity
3. Those with fine lines, hyperpigmentation, dry and dull skin.
4. Those with large pores, rough skin and exuberant oil secretion
5. Those who had just experienced beauty care programs such as laser, ulthera etc.,

Applicable Range

1. Those who are having a severe allergic reaction (such as erythema) or allergic to metals.
2. Those who had just undergone plastic surgery with unfinished wound healing.
3. Those with skin diseases and other contagious diseases.
4. Those who are unrealistic about the effects.

Notes after Operation

1. Do not wash your face with overheated water within three days (lukewarm or cold water can be used).
2. Strengthen moisturizing and sunscreen.
3. Do not soak in hot springs, steam saunas or exercise strenuously, etc. within three days.
4. Use facial masks at least three times a week.
5. Spicy, greasy food should be avoided. Staying up late, smoking and drinking are prohibited. More vegetables, fruits, and less greasy food.
6. Avoid food that will cause '3 Hs' (high blood pressure, high cholesterol and high blood sugar), less greasy food is advised.

Anti-aging around Eyes

Principles

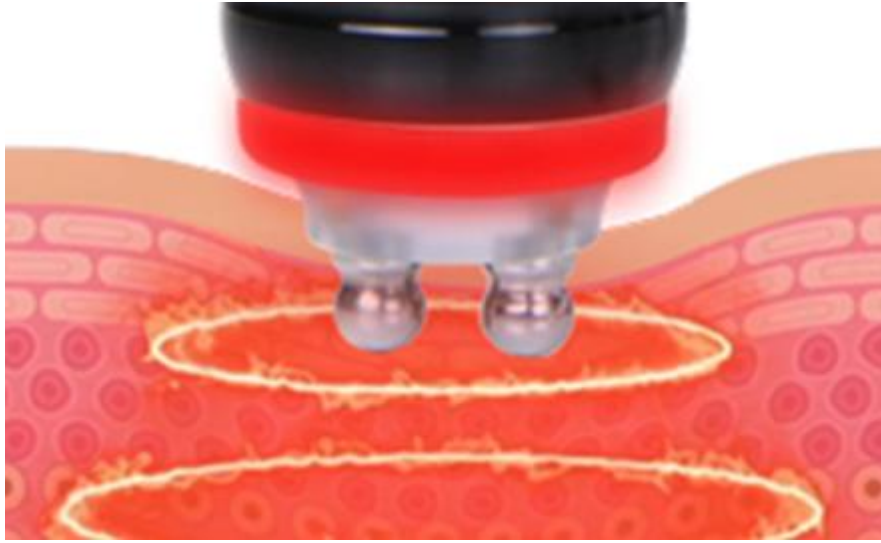
RF Eyes

RF works through the circuits formed by electrodes in pair. Radio frequency waves penetrate skin directly and produce thermal energy created by strong vibration from tissue resistance (1 MHz). During the treatment, RF device stimulates new collagen production by heating up hypodermis around eyes, which helps to tighten the skin, remove dark circles and bags, treat couperose and fine lines.

Biological Effects

RF can shake millions of high frequency radio waves per second, penetrate the epidermis, directly act on the dermis, deep heat collagen cells, stimulate the growth of collagen fibers, so that it has a large number of new collagen support, make the skin more compact and elastic.

Every time energy comes into the skin, it feels a temporary sense of heat. This means that collagen has been stimulated to produce fever, resulting in tightening of the skin. While operating sliding, the radio frequency wave emitted by the therapeutic head of the super-frequency wave system, under the cold protection of the epidermis, has acted on the deep dermis through the epidermis, rapidly heating water molecules to produce safe Bio-thermal energy. When the natural friction of collagen tissue is heated up to 45°C~60°C, it will shrink immediately and stimulate the collagen to continue. At the same time, bio-heat can effectively accelerate blood flow in adipocytes, release free fatty acids (ffa), thereby increasing the dissolution of superficial fat, and achieve the purpose of tightening and lifting the sagging part of the body.



BIO

The combination of micro-current and inductive current has a strong cosmetic effect. The function of microcurrent is to increase the synthesis of ATP (adenosine triphosphate), which is five times higher than usual. It can provide muscle and body energy, make you look energetic; Improve the permeability of cells, 30% - 40% higher than usual, help the human body better absorb nutrients and water, oxygen-containing blood, etc., and remove waste and toxins as soon as possible. Promote the synthesis of muscle fibers, 68% higher than usual, keep the skin moist, soft, compact and lustrous; Increase the level of collagen synthesis to 73%, reduce wrinkles, make the skin more soft, elastic and lustrous. The function of induced current is to balance cell's electric potential, increase cell ATP, accelerate blood circulation, improve collagen synthesis and increase skin elasticity.

BIO Cell Activation Instrument, which imitates human biological current, enters muscle cells through skin, stimulates ATP contained in cells, and restores normal operation and function of cells. It collects the latest technology to shape facial contour, thin face, reduce double chin and wrinkles and shrink pores for customers in the shortest time possible. BIO makes facial muscles tight and delicate, and rosy cheeks will appear naturally. It is more effective on loose skin, so as to achieve the goal of shaping a beautiful face.

Effects

1. Relieve eye fatigue, dark circles, eye bags and edema.
2. Reduce lines around eyes and crow's feet.
3. Reduce dark spots and accelerate blood circulation.
4. Accelerate metabolism and prevent hyperpigmentation.

5. Supplement nutrition to the eyes and moisturize skin.
6. Tighten and soften skin, lift the corners of the eyes.
7. Accelerate blood circulation around eyes and help skin absorb nutrients efficiently.

Applicable Range

1. Those with wrinkles, fine lines, bags and dark circles around the eyes.
2. Those with dry skin, dry lines and dynamic wrinkles.
3. Those with eyes prone to fatigue and dryness.
4. Those frequently face computer screens and mobile phones.
5. Those who often stay up late and have dark circles.
6. Those who often stay in a dry or hot environment.

Inapplicable Range

1. Those who had just undergone plastic surgery.
2. Those with hypertension, heart disease, diabetes, severe thyroid and malignant tumors.
3. Those who are having an allergic reaction, or people with severe sensitive skin or allergic to metals.
4. Those with skin trauma or wound.
5. Those who are overaging.
6. Those who are pregnant or convalescents.
7. Those with skin disease and contagious diseases.

Notices after Operation

1. Avoid excessive exposure to the sun. Sun protection is encouraged.
2. After operation, the treated area is relatively dry, moisturizing and sun protection is encouraged.
3. Within 1-3 days after operation, it is better not to use alcohol, AHA or other exfoliating products.
4. Avoid facial washing with overheated water, sauna steaming, hot springs or other strenuous exercise within 7 days after operation.
5. Moisturizers and eye masks are encouraged to use, preferably 3 times or more on eye masks a week.

Anti-aging on Neck

Principles

RF

RF instrument can achieve the effect of tightening skin, lifting skin and shaping face. The optimum frequency of radio frequency biothermal effect is 3 MHz, and the maximum speed of extreme change is 8 million charged particles in tissues per second. In the rapid change of electrodes, the dermal tissue naturally resists the radio frequency current and generates thermal energy.

RF wave directly penetrates the skin and generates energy by the resistance action of the skin, which makes the temperature of the skin bottom rise, rapidly and continuously heats the tissue and promotes the growth of collagen in the skin. The principle is tightening collagen and stimulating the proliferation of collagen in the dermis and then is utilized to enhance the tightness and durability in time. After 2-6 months, collagen will gradually proliferate and recombine, making sagging or relaxed skin tight and elevated.

Biological Effect

Radio frequency can shake millions of high frequency radio waves per second, penetrate the epidermis, directly act on the dermis, deep heat collagen cells, stimulate the growth of collagen fibers, so that it has a large number of new collagen support, making the skin more compact and elastic.

Every time energy comes into the skin, it feels a temporary sense of heat. This means that collagen has been stimulated to produce fever, resulting in tightening of the skin. While operating sliding, the radio frequency wave emitted by the therapeutic head of the super-frequency wave system, under the cold protection of the epidermis, has acted on the deep dermis through the epidermis, rapidly heating water molecules to produce safe Bio-thermal energy. When the natural friction of collagen tissue is heated up to 45°C~60°C, it will shrink immediately and stimulate the collagen to continue to grow. At the same time, bio-heat can effectively accelerate blood flow in adipocytes, release free fatty acids (ffa), thereby increasing the dissolution of superficial fat, and achieve the purpose of tightening and lifting the sagging part of the body.

Ultrasound: Face

Ultrasonic facial beauty instrument is based on the theory of high frequency vibration. It reaches deep into the subcutaneous tissues, 4-6 mm to be exact, with the strong vibration wave of 2.8MHz. With its high energy and permeability, it vibrates tissues in every layers of your skin, exporting oil and dirt from pores. Also, it changes cells volumes so as to improve blood circulation and stimulates proliferation of cells, making it lustrous and elastic. Moreover, thanks to its high frequency vibration induced warm effect, it helps better absorption of nutrients into the skin at a higher speed.

Acoustic Streaming: the stable eddying of fluids in both macroscopic and microscopic scale of the ultrasonic field is considered as acoustic stream. By utilizing the effect of acoustic streaming, ultrasound can help with diffusion, affect membrane permeability and diffusion rates, thus ultimately beneficial to growth of cells and diffusion. However, certain damage will be caused if higher frequency is applied. (For example: ultrasonic body instrument could harm subcutaneous tissues if applied on face.)

Effects

1. Reduce fine lines and wrinkles on the neck.
2. Improve the flabbiness, roughness and dullness of the neck skin.
3. Tighten skin and increase skin elasticity.
4. Remove double chin.
5. Accelerate lymphatic detoxification and improve facial skin.
6. Prevent cervical and lymphatic diseases.
7. Deeply nourish your neck skin and lighten skin discoloration on neck.

Applicable Range

1. Those with fine lines and wrinkles on the neck.
2. Those with loose and inelastic neck skin.
3. Those with dark skin.
4. Those who often bow their heads.
5. Those with clogged lymph system.

Inapplicable Range

1. Those who have just undergone plastic surgery.
2. Those with hypertension, heart disease, diabetes, severe thyroid and malignant tumors.
3. Those who are having an allergic reaction, or people with severe sensitive skin.
4. Those with skin trauma or wound.
5. Those who are overaging.
6. Those who are pregnant or convalescents.
7. Those with skin disease and other contagious diseases.

Notes after Operation

1. Sunscreen is encouraged . Keep the neck warm.
2. After operation, the treated area is relatively dry, moisturizing and sun protection is encouraged.
3. Within 1-3 days after operation, it is better not to use alcohol, AHA or other exfoliating products.
4. Avoid facial washing with overheated water, sauna steaming, hot springs or strenuous exercise within 7 days after operation.
5. Moisturizing and mask for the neck is encouraged, at least 3 times masks a week. Essence or neck cream is encouraged.
6. Avoid bowing head for a long time.

Body-shaping: Waist & Abdomen

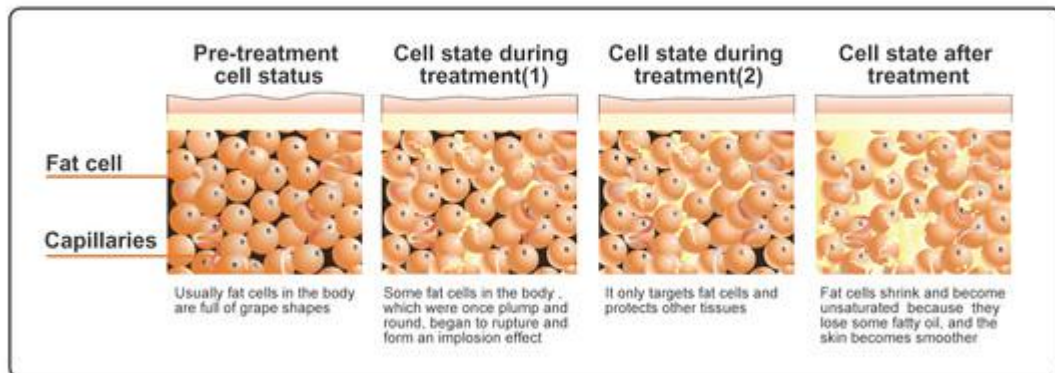
Principles

Ultrasound Body

Using the sound wave with a frequency of 4 MHz emitted by the strong sound wave head gathering strong sound waves, human adipocytes can produce a strong impact and friction movement between adipocytes after entering the human body, which can effectively consume heat, water and shrink adipocytes. In addition, when sound waves vibrate, it can make adipocytes smaller. Strong crack will come along, cells will burst instantly, adipocytes reduce, so as to achieve the effect of fat removal.

Cavitation Principle of Ultrasound: Tens of thousands of tiny bubbles, namely cavitation bubbles, are produced by vibration of liquid. These bubbles grow in the negative pressure region formed by the longitudinal propagation of ultrasound, and close rapidly in the positive pressure region, thus being compressed and stretched under alternating positive and negative pressures. The bubbles will be compressed until burst, which will generate huge instantaneous pressure, generally up to tens of MPa to hundreds of MPa, and produce strong vibration and noise.

Advantages: It only aims for low-density adipose tissue in a specific frequency, and protects high-density tissue such as vascular and nerve tissue.



Vacuum RF

Radio frequency releases energy, acting directly on the dermis through the skin epidermis, heating directly from the inside of the human body. The heat energy reaches 40-60 degrees. Through the biothermal effect, the blood circulation and lymphatic circulation in the uterus are enhanced, and metabolism of adipose tissue is fast. Thus, the health of uterus can be improved, the menstrual bleeding can be regulated to normal, and it also helps with cold womb.

1. Skin layer

The suction and release of air pressure:

- (1) It can improve the fluidity of cells, thus increasing the movement of cells, and can treat diseases related to blood stasis and blood stagnation.
- (2) Draining lymph glands and veins.

Effects: redundant water is discharged from tissue fibers.

2. Vascular layer

The suction and release of air pressure:

- (1) Improve the blood circulation of microvessels, not only for the capillary system, but also the flow between the deeper veins and lymphatic networks.
- (2) Remove excess toxins in the body.

Effects: Strengthen blood vessels, eliminate toxins and relieve varicose veins.

3. Fibrous layer

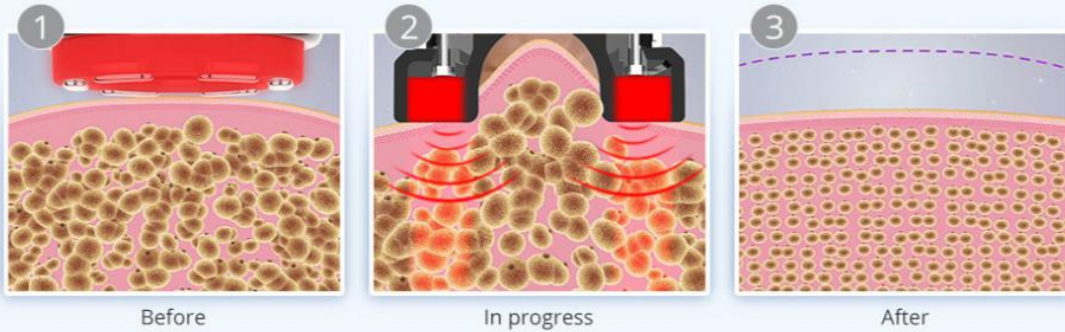
The suction and release of air pressure:

- (1) Repair cell tissue, increase its activity.
- (2) Lift and revive skin elasticity.
- (3) Stimulate the production of bone collagen and improve skin plumpness.
- (4) Improve the oxygen support capacity of skin and increase the consumption of carbon dioxide.

Effects: Break the hard fibers of cellulite, make it more elastic, so as to achieve the effect of body-shaping.

Expel Waste and Tighten Skin-Vacuum Sextupolar 3D SMART RF

Quadrupolar Vacuum&Sextupolar 3D SMART RF radio frequency combines the mechanism of advanced Sextupolar 3D SMART RF energy and vacuum therapy, can promote tissue metabolism, repel the cellulite, which make fat granule in different depths and shocking make fusion energy, so that the combustion of fatty acids at the same time broken out of a pot, not only the burning consumption of fatty acids but also more directly emptying so rapidly reduce the size of granule.



Effects

1. Relieve women's cold hands and cold feet, cold womb or cold body.
2. Tighten the skin on the waist and abdomen.
3. Reduce lumbar and abdominal fat.
4. Tighten skin, relieve stretch marks, obesity lines and increase skin elasticity.
5. Accelerate metabolism, relieve constipation and encourage intestinal peristalsis.

Applicable Range

1. Those with cold hands and cold feet and cold womb.
2. Those with lumbar and abdominal fat or who have sagging skin after birth.
3. Those sitting for a long time, or with unideal waistlines.
4. Those with striae due to obesity and pregnancy.
5. Those with constipation or obstruction of abdominal meridians.

Inapplicable Range

1. Those with "3 Hs"(hypertension, hyperglycemia, hyperlipidemia) and who have heart disease.
2. Those in pregnancy, menstruation or lactation.
3. Those who have just undergone surgical wounds or convalescents.
4. Those with epilepsy and severe diabetes and hyperthyroidism.
5. Those with malignant tumors, hemophilia or severe bleeding.
6. Those with skin diseases and infectious diseases.
7. Those with severe gynecological diseases.
8. Those whose gynecological diseases are being treated.

Notes after Operation

1. Avoid crop top or anything exposing waist and abdomen as well as cold and windy environment.
2. Avoid binge eating or drinking. No alcohol, no spicy and greasy food. Staying up late should be avoided. Drink warm water.
3. Keep abdomen warm. Take a bath after 4-6 hours.
4. Steam sauna, hot spring or strenuous exercise should be avoided within 7 days after operation.
5. Before going to bed at night, you can rub your abdomen clockwise with your hands, so as to better the effect of weight loss and metabolism.

Body-shaping: Breasts

Principle

RF Body

RF heat effect produces specific radio frequency waves in a specific depth of the subcutaneous skin, which directly acts on the dermis through the skin epidermis, thus heating the tissue, promoting the catabolism of subcutaneous fat, and stimulating the proliferation and reorganization of collagen and elastic fibers. With the continuous regeneration and rearrangement of collagen in the dermis, it can be achieved. Let the flabby skin feel the effect of lifting upward and compacting immediately after the treatment. At the same time, massage can promote breast blood circulation, accelerate blood circulation, dredge congested blood clots and silt, and free fat to the chest under the condition of vibration. At the same time, more nutrients are absorbed into the breasts, which not only prevents atypical lobular hyperplasia and breast cancer, but also enables you to have natural, healthy, beautiful and strong breasts, and makes beautiful female friends more confident.

Effects

1. Adjust chest type and reduce accessory breast.
2. Relieve thoracic nodules, slight hyperplasia, alleviate menstrual breast pain.
3. Reduce chest expansion.
4. Alleviate irregular menstruation and reduce facial spots or skin without elasticity.
5. Alleviate postpartum breast atrophy, breast relaxation, breast duct blockage.

Applicable Range

1. Those with bad breast shape and accessory breasts.
2. Those with nodules in the chest, slight hyperplasia and painful breast during menstruation.
3. Those with extended chest fat extended.
4. Those with low immunity.
5. Those with irregular menstruation and facial spots or whose skin is inelastic.
6. Those with improper developed mammary glands.

Inapplicable Range

1. Those with cardiovascular and cerebrovascular diseases, diabetes mellitus, abnormal coagulation function and impaired vital organ function.
2. Those who are long-term or ongoing users of anticoagulants, vasodilators, corticosteroids and other drugs.
3. Those with infectious lesions on the chest skin.
4. Patients with severe thoracic proliferative or fibroma or cyst.
5. Those in pregnancy and lactation.

Notes after Operation

1. Keep warm.
2. Wear styled and comfortable underwear. Don't press your chest hard.
3. Avoid getting cold. Take a bath after 4-6 hours.

Body-Sculpting

RF Body

RF instrument can achieve the effect of tightening skin, lifting skin and shaping face. The optimum frequency of radio frequency biothermal effect is 3 MHz, and the maximum speed of extreme change is 8 million charged particles in tissues per second. In the rapid change of electrodes, the dermal tissue naturally resists the radio frequency current and generates thermal energy.

RF wave directly penetrates the skin and generates energy by the resistance action of the skin, which makes the temperature of the skin bottom rise, rapidly and continuously heats the tissue and promotes the growth of collagen in the skin. The principle is tightening collagen and stimulating the proliferation of collagen in the

dermis and then is utilized to enhance the tightness and durability in time. After 2-6 months, collagen will gradually proliferate and recombine, making sagging or relaxed skin tight and elevated.

Biological Effect

Radio frequency can shake millions of high frequency radio waves per second, penetrate the epidermis, directly act on the dermis, deep heat collagen cells, stimulate the growth of collagen fibers, so that it has a large number of new collagen support, making the skin more compact and elastic.

Every time energy comes into the skin, it feels a temporary sense of heat. This means that collagen has been stimulated to produce fever, resulting in tightening of the skin. While operating sliding, the radio frequency wave emitted by the therapeutic head of the super-frequency wave system, under the cold protection of the epidermis, has acted on the deep dermis through the epidermis, rapidly heating water molecules to produce safe Bio-thermal energy. When the natural friction of collagen tissue is heated up to $45^{\circ}\text{C}\sim 60^{\circ}\text{C}$, it will shrink immediately and stimulate the collagen to continue to grow. At the same time, bio-heat can effectively accelerate blood flow in adipocytes, release free fatty acids (ffa), thereby increasing the dissolution of superficial fat, and achieve the purpose of tightening and lifting the sagging part of the body.

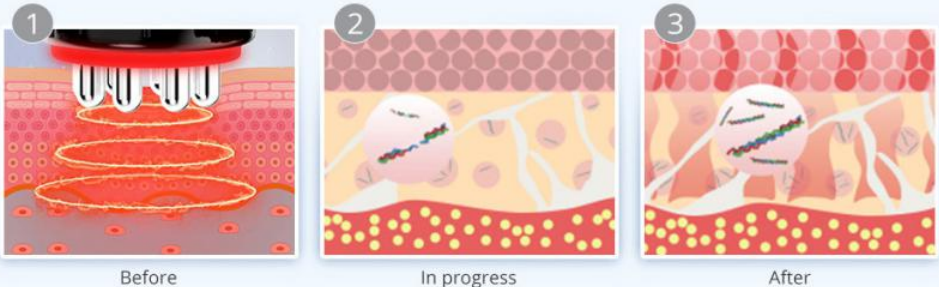
Body sculpture & cellulite treatment

Body 8-Polar 3D SMART RF & Ultrasound Cavitation 2.0 & Vacuum
Sextupolar 3D SMART RF+ Laser Photon

01

Soften Fat Cells-Body 8-Polar 3D SMART RF

Using a high power of 1MHz 8-Polar 3D SMART RF radio frequency which is the same power for professional use, with a patent pending technology that generates heat deep under the skin, promoting metabolism by its hyper-thermal effect, this procedure enhances blood/lymph flow and is used for the purpose of fat reduction.



The diagram illustrates the three stages of the treatment process:

- 1 Before:** Shows a cross-section of the skin with a treatment head (indicated by a red circle) positioned on the surface. Below the skin, there are several horizontal, glowing orange lines representing the initial state of the tissue.
- 2 In progress:** Shows the treatment head in contact with the skin. The glowing orange lines are now broken and fragmented, indicating the breakdown of fat cells.
- 3 After:** Shows the treatment head removed. The glowing orange lines are now completely broken and dispersed, representing the final state of the treated tissue.

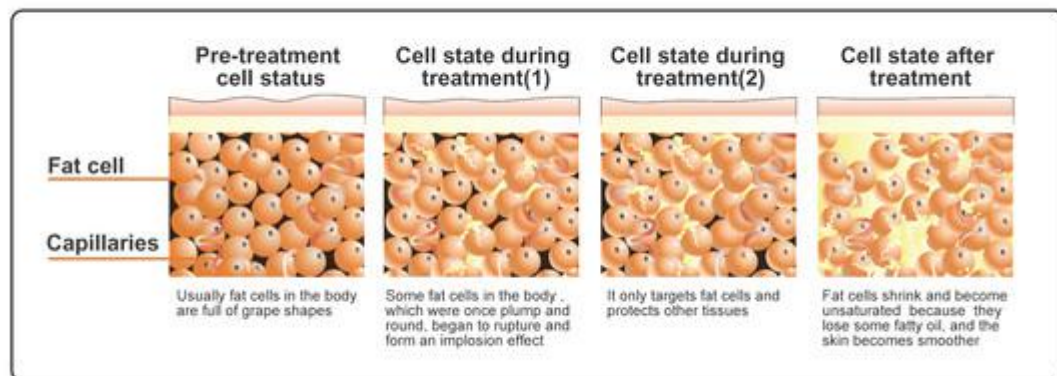
Ultrasound: Body

Using the sound wave with a frequency of 4 MHz emitted by the strong sound wave head gathering strong sound waves, human adipocytes can produce a strong impact

and friction movement between adipocytes after entering the human body, which can effectively consume heat, water and shrink adipocytes. In addition, when sound waves vibrate, it can make adipocytes smaller. Strong crack will come along, cells will burst instantly, adipocytes reduce, so as to achieve the effect of fat removal.

Cavitation Principle of Ultrasound: Tens of thousands of tiny bubbles, namely cavitation bubbles, are produced by vibration of liquid. These bubbles grow in the negative pressure region formed by the longitudinal propagation of ultrasound, and close rapidly in the positive pressure region, thus being compressed and stretched under alternating positive and negative pressures. The bubbles will be compressed until burst, which will generate huge instantaneous pressure, generally up to tens of MPa to hundreds of MPa, and produce strong vibration and noise.

Advantages: It only aims for low-density adipose tissue in a specific frequency, and protects high-density tissue such as vascular and nerve tissue.



Vacuum Slimming

Massage skin and muscles with the special negative pressure suction head, which can effectively improve body fluid flow and increase cell activity to achieve effects like improving skin elasticity, accelerating blood circulation of capillary blood vessels, clearing out toxins through lymphatic drainage, and improving and lowering the occurrence of dark spots, hyperpigmentation and blood stasis. The kneading action generated by vacuum suction can increase the tissue activity of skin and muscle, thus helping to reduce the cellular tissue and increase the elasticity of skin tissue, so that both slimming and shaping can be completed at the same time. In addition, vacuum negative pressure movement can also stimulate the surface and deep sympathetic nervous system, improve skin sensitivity. The suction and release process of air pressure can not only improve the capillary system but also improve the flow between deeper veins and lymph network, strengthen blood vessels, and improve varicose veins.

Advantages: breaking through the previous single and simple working mode of negative air pressure, using different modes for different parts can be more efficient and more effective, slimming, shaping, and will never harm human body. Unique RF function head design, RF and negative pressure are relatively independent but complementary metabolic system as a whole, RF has negative pressure, negative pressure has RF, each other as a whole. Compared to the ordinary single-stage RF can be more effective, faster and more uniform perfect remodeling body.

Vacuum Physical Effects

1. Skin layer

The suction and release of air pressure:

(1) It can improve the fluidity of cells, thus increasing the movement of cells, and can treat diseases related to blood stasis and blood stagnation.

(2) Draining lymph glands and veins.

Effects: redundant water is discharged from tissue fibers.

2. Vascular layer

The suction and release of air pressure:

(1) Improve the blood circulation of microvessels, not only for the capillary system, but also the flow between the deeper veins and lymphatic networks.

(2) Remove excess toxins in the body.

Effects: Strengthen blood vessels, eliminate toxins and relieve varicose veins.

3. Fibrous layer

The suction and release of air pressure:

(1) Repair cell tissue, increase its activity.

(2) Lift and revive skin elasticity.

(3) Stimulate the production of bone collagen and improve skin plumpness.

(4) Improve the oxygen support capacity of skin and increase the consumption of carbon dioxide.

Effects: Break the hard fibers of cellulite, make it more elastic, so as to achieve the effect of body-shaping.

4. Nerve layer

The suction and release of air pressure:

(1) Stimulates the surface and deep sympathetic nervous system.

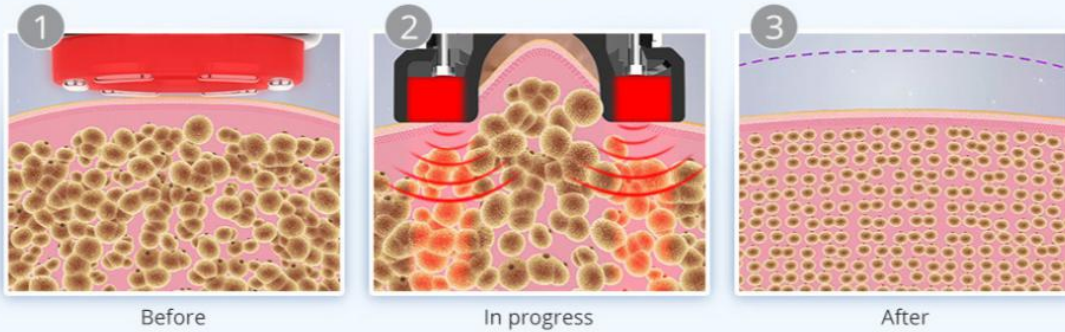
(2) Improves skin sensitivity.

(3) Repair skin elasticity and resist tissue fibrosis.

Effects: Repair and improve skin sensitivity.

Expel Waste and Tighten Skin-Vacuum Sextupolar 3D SMART RF

Quadrupolar Vacuum&Sextupolar 3D SMART RF radio frequency combines the mechanism of advanced Sextupolar 3D SMART RF energy and vacuum therapy, can promote tissue metabolism, repel the cellulite, which make fat granule in different depths and shocking make fusion energy, so that the combustion of fatty acids at the same time broken out of a pot, not only the burning consumption of fatty acids but also more directly emptying so rapidly reduce the size of granule.



Body-Sculpting: Arms

Effects

1. Stimulate collagen hyperplasia in the bottom of the skin to shape and firm it.
2. Improve loose skin.
3. Improve worship sleeves and thick arms.
4. Soothe and firm loose skin.
5. Dissolve the fat, and say goodbye to flabby arms.
6. Accelerate blood circulation and dredge channels and collaterals.

Applicable Range

1. Those with thick arms and want to look better in clothes.
2. Those with jiggly and flabby arms.
3. Those with loose arm skin.
4. Those whose arms are prone to pain and numbness.

Inapplicable Range

1. Those who have just had plastic surgery.
2. Those with hypertension, heart disease, diabetes, severe thyroid gland, malignant tumor, etc.
3. Those who are during allergic period and has severely sensitive skin.
4. Those with skin trauma or cut.
5. Those who are overly old.
6. Those who are pregnant and who are recovering from surgery.

7. Those with skin diseases and infectious diseases.

Notes after Operation

1. Keep warm after operation. Do not eat cold food.
2. 4-6 hours later in the shower.
3. Drink plenty of warm water to stay hydrated.
4. Refuse to overeat or stay up late.
5. Avoid sauna, hot spring or strenuous exercise within one week after operation.

Body-Sculpting: Back

Effects

1. Relieve shoulder and back soreness, and improve the lump on back of the neck.
2. Dredge channels and collaterals, and improve channels and collaterals blocking.
3. Increase blood circulation and metabolism.
4. Improve blood supply to the head and sleep.
5. Regulate the functions of viscera and strengthen the body.
6. Firm skin and prevent sagging.
7. Improve excess fat on the back and shape the back.

Applicable Range

1. Those with sore shoulders and backs and stiff necks.
2. Those with insomnia, dreaminess and fading memory.
3. Those who are prone to fatigue, drowsiness and poor circulation of qi and blood.
4. Those with thick back and want to look better in clothes.
5. Those who has a lump on back of the neck.

Inapplicable Range

1. Those with metal implants in the body, such as stents and pacemakers, are allergic to metal.
2. Those are during pregnancy, menstruation and lactation.
3. Those whose surgical wound is healing or convalescence
4. Those who has "three Hs" , heart disease, epilepsy and severe diabetes and hyperthyroidism.
5. Those with malignant tumor and hemophilia or severe bleeding.
6. Those with skin diseases and infectious diseases.

7. Those who are too weak.
8. Those who are drunk, full, empty, thirsty and overworked.

Notes after Operation

1. Keep warm, avoid cold air and drink plenty of hot water.
2. Shower 4-6 hours after operation.
3. Avoid staying up late, drinking and overeating.
4. Avoid raw, cold and spicy foods and get enough sleep.
5. Avoid shoulder-baring and backless clothing.

Body-Sculpting: Buttocks

Buttocks are located in the middle of human body, and are the key hub of meridian qi and blood operation. They are the main switch of six meridian and also the bridge connecting the upper jiao qi and blood operation of human body. They are the important factor of the body management whose S curve increases the feminine charm.

Effects

1. Improve blood circulation and speed up metabolism.
2. Improve menstrual pain, irregular menstruation, abnormal leucorrhea and other female diseases.
3. Improve sleep quality, improve female sexual function and tighten the vagina.
4. Activate the warm nest function, stimulate the secretion of glands, and increase the feelings between husband and wife.
5. Make complexion ruddy, fade color spots and return to young state.
6. Shape hips, improve sagging and outward expansion of hips, tighten skin and increase elasticity.

Applicable Range

1. Those with saggy hips and fat accumulation.
2. Those whose butt shape is not good-looking, flat and soft outward expansion.
3. Those with cold and cool hips with low hip temperature.
4. Those with dysmenorrhea, dysmenorrhea, irregular menstruation, gynecological inflammation and other problems.
5. Those with decreased estrogen levels and poor sex lives.

Inapplicable Range

1. Those who are in menstruation, pregnancy, lactation and operation recovery.
2. Those with hypertension, heart disease, diabetes, severe thyroid gland, malignant tumor, etc
3. Those with skin diseases, patients with infectious diseases and skin sensitive period.
4. Those with wounds during recovery from surgery.
5. Those with allergic and severely sensitive skin.
6. Those who have just had liposuction.
7. Those who are overly old.

Notes after Operation

1. Keep hips warm and avoid wearing miniskirts and shorts.
2. Shower 4-6 hours after operation.
3. Drink plenty of hot water to avoid cold air.
4. Avoid staying up late, drinking and overeating.
5. Avoid eating raw, cold and spicy foods and get enough sleep.
6. Avoid sauna, hot spring or strenuous exercise for 7 days after operation.

Body-Sculpting: Legs

Effects

1. Tighten skin and prevent sagging.
2. Stimulate collagen regeneration and improve fat lines.
3. Increase leg circulation and detoxification metabolism.
4. Promote blood circulation and remove blood stasis, dredge channels and collaterals, and prevent varicose veins.
5. Tighten legs more than proud flesh and shake off big legs.

Applicable Range

1. Those with poor circulation of lower limbs, edema and obese people
2. Those who have low immunity and feel discomfort and pain all over the body are prone to colds.
3. Those with constipation and has coarse, flabby skin.
4. Those whose channels and collaterals of the legs are blocked, and the proportion of the legs is poor.

Inapplicable Range

1. Those who are in menstruation, pregnancy, lactation and operation recovery.
2. Those with hypertension, heart disease, diabetes, severe thyroid gland, malignant tumor, etc
3. Those with skin diseases, patients with infectious diseases and skin sensitive period.
4. Those with wounds during recovery from surgery.
5. Patients with severe varicose veins and tumors.
6. Those with allergic and severely sensitive skin.
7. People who have just had liposuction.
8. Those who are overly old.
9. Those who are pregnant or recovering from surgery.

Notes after Operation

1. Keep warm after operation. Do not eat cold food.
2. 4-6 hours later in the shower.
3. Drink more warm water to replenish water and speed up metabolism.
4. Refuse to overeat or stay up late.
5. Avoid sauna, hot spring or strenuous exercise for 7 days after operation.
6. Wear pants when you're done. Avoid miniskirts and shorts.

Overall Facial Care

Principles

RF Face

Radio frequency works through the circuits formed by electrodes in pair. The optimum frequency of radio frequency biothermal effect is 3 MHz, and the maximum speed of extreme change is 8 million charged particles in tissues per second. In the rapid change of electrodes, the dermal tissue naturally resists the radio frequency current and generates thermal energy. During the process, RF promotes the metabolism and proliferation of skin collagen through high electromagnetic wave change, therefore heating up dermis layer of the skin, thus achieving effects like tightening, lifting, wrinkle removal, anti-aging and smooth skin.

RF Eyes

RF works through the circuits formed by electrodes in pair. Radio frequency waves penetrate skin directly and produce thermal energy created by strong vibration from tissue resistance (1 MHz). During the treatment, RF device stimulates new collagen production by heating up hypodermis around eyes, which helps to tighten the skin, remove dark circles and bags, treat couperose and fine lines.

Physical Effects

RF can shake millions of high frequency radio waves per second, penetrate the epidermis, directly act on the dermis, deep heat collagen cells, stimulate the growth of collagen fibers, so that it has a large number of new collagen support, make the skin more compact and elastic.

Every time energy comes into the skin, it feels a temporary sense of heat. This means that collagen has been stimulated to produce fever, resulting in tightening of the skin. While operating sliding, the radio frequency wave emitted by the therapeutic head of the super-frequency wave system, under the cold protection of the epidermis, has acted on the deep dermis through the epidermis, rapidly heating water molecules to produce safe Bio-thermal energy. When the natural friction of collagen tissue is heated up to 45°C~60°C, it will shrink immediately and stimulate the collagen to continue. At the same time, bio-heat can effectively accelerate blood flow in adipocytes, release free fatty acids (ffa), thereby increasing the dissolution of superficial fat, and achieve the purpose of tightening and lifting the sagging part of the body.

BIO

The combination of micro-current and inductive current has a strong cosmetic effect. The function of microcurrent is to increase the synthesis of ATP (adenosine triphosphate), which is five times higher than usual. It can provide muscle and body energy, make you look energetic; Improve the permeability of cells, 30% - 40% higher than usual, help the human body better absorb nutrients and water, oxygen-containing blood, etc., and remove waste and toxins as soon as possible. Promote the synthesis of muscle fibers, 68% higher than usual, keep the skin moist, soft, compact and lustrous; Increase the level of collagen synthesis to 73%, reduce wrinkles, make the skin more soft, elastic and lustrous. The function of induced current is to balance cell's electric potential, increase cell ATP, accelerate blood circulation, improve collagen synthesis and increase skin elasticity.

BIO Cell Activation Instrument, which imitates human biological current, enters muscle cells through skin, stimulates ATP contained in cells, and restores normal operation and function of cells. It collects the latest technology to shape facial contour,

thin face, reduce double chin and wrinkles and shrink pores for customers in the shortest time possible. BIO makes facial muscles tight and delicate, and rosy cheeks will appear naturally. It is more effective on loose skin, so as to achieve the goal of shaping a beautiful face.

Ultrasound: Face

Ultrasonic facial beauty instrument is based on the theory of high frequency vibration. It reaches deep into the subcutaneous tissues, 4-6 mm to be exact, with the strong vibration wave of 2.8MHz. With its high energy and permeability, it vibrates tissues in every layers of your skin, exporting oil and dirt from pores. Also, it changes cells volumes so as to improve blood circulation and stimulates proliferation of cells, making it lustrous and elastic. Moreover, thanks to its high frequency vibration induced warm effect, it helps better absorption of nutrients into the skin at a higher speed.

Acoustic Streaming: the stable eddying of fluids in both macroscopic and microscopic scale of the ultrasonic field is considered as acoustic stream. By utilizing the effect of acoustic streaming, ultrasound can help with diffusion, affect membrane permeability and diffusion rates, thus ultimately beneficial to growth of cells and diffusion.

However, certain damage will be caused if higher frequency is applied. (For example: ultrasonic body instrument could harm subcutaneous tissues if applied on face.)

Cold Hammer

Cold hammer uses the principle of air conditioning. Special wafer ceramics are used to absorb energy and refrigerate at -5°C in an instant. The method of physical heat accumulation produced by wafer energy absorption makes one side produce heat up to 40 degrees. The fan discharges excess heat energy and achieves the effect of constant temperature and freezing alternately. It also promotes metabolism, alleviates allergic reaction, shrinks pore, calms skin, whitens and tenders skin.

Biological Effects: During the cooling process, tissue temperature cools down, blood vessels and veins contract, metabolic rate reduces, cell activity inhibits, peripheral nerve sensitivity reduces, thus having a sedative and soothing effect, counteracting or reducing the symptoms of allergic reaction, such as redness, swelling, and pain, therefore achieving certain effects, such as calming the skin, reducing redness and swelling, shrinking pores and so on.

Effects

1. Improve facial wrinkles, canthus lines, crow's feet, and fine lines on neck.
2. Deeply introduce nutrition, reduce dark spots and whiten skin.
3. Increase skin elasticity, firm and delicate skin, and lift canthus.
4. Relieve eye fatigue, dark circles, bags and edema.
5. Increase blood circulation and metabolism.
6. Improve flabby skin and relieve double chin.
7. Stimulate collagen hyperplasia and delay aging.
8. Accelerate lymphatic detoxification and improve facial skin quality.
9. Prevent neck and lymphatic diseases.

Applicable Range

1. Those with dark complexion, rough skin, large pores and dry skin.
2. Those whose skin is flabby, saggy and inelastic.
3. Those with fine lines, decree lines, canthus lines.
4. Those with wrinkles, fine lines, bags under the eyes, and dark circles under the eyes.
5. Those who face computer screens and cell phones for long hours.
6. Those who often stay up late with dark circles under their eyes.
7. Those who always be in a dry or hot environment.
8. Those who after giving birth to a baby has loose skin, edema or fat.
9. Those who work in the office for long hours, facing ultraviolet.
10. Those with unclear facial outline and who often bow the head.

Inapplicable Range

1. Those who have just undergone plastic surgery which have implanted prostheses, metal materials and so on.
2. Those who recently experienced certain injections, such as hyaluronic acid, intradermal injection, wrinkle removal, or plastic surgery.
3. Those with hypertension, heart disease, diabetes, severe thyroid and malignant tumors.
4. Those who are having an allergic reaction, or people with severe sensitive skin or allergic to metals.
5. Those with skin trauma or wound.
6. Those who are overaging.
7. Those in menstruation, pregnancy, lactation, surgical recovery.
8. Those with skin diseases and infectious diseases.
9. Those who are unrealistic about the effects.

Notes after Operation

1. Do not wash your face and neck with overheated water (with either warm or cold) within 7 days.
2. Strengthen hydrating and moisturizing, avoid overexposure to sunlight, and always apply sunscreen.
3. It is recommended to apply facial mask + eye mask + neck mask at least 3 times a week.
4. Within 1-3 days after operation, it is best not to use products such as alcohol, AHAs or exfoliating scrub and so on.
5. Avoid sauna, hot spring or strenuous exercise within 7 days after operation.
6. Avoid spicy and greasy food, staying up late, smoking and drinking; eat more fruits and vegetables, less greasy food.
7. Avoid food that will lead to "3Hs" (hypertension, hyperglycemia, hyperlipidemia), and mainly consume less greasy food.
8. Keep your neck warm.
9. Apply neck serum or cream.
10. Avoid head-bowing for long hours.

Body Sculpting&Slimming

Principles

RF Body

RF instrument can achieve the effect of tightening skin, lifting skin and shaping face. The optimum frequency of radio frequency biothermal effect is 3 MHz, and the maximum speed of extreme change is 8 million charged particles in tissues per second. In the rapid change of electrodes, the dermal tissue naturally resists the radio frequency current and generates thermal energy.

RF wave directly penetrates the skin and generates energy by the resistance action of the skin, which makes the temperature of the skin bottom rise, rapidly and continuously heats the tissue and promotes the growth of collagen in the skin. The principle is tightening collagen and stimulating the proliferation of collagen in the dermis and then is utilized to enhance the tightness and durability in time. After 2-6 months, collagen will gradually proliferate and recombine, making sagging or relaxed skin tight and elevated.

Biological Effect

Radio frequency can shake millions of high frequency radio waves per second, penetrate the epidermis, directly act on the dermis, deep heat collagen cells, stimulate the growth of collagen fibers, so that it has a large number of new collagen support, making the skin more compact and elastic.

Every time energy comes into the skin, it feels a temporary sense of heat. This means that collagen has been stimulated to produce fever, resulting in tightening of the skin. While operating sliding, the radio frequency wave emitted by the therapeutic head of the super-frequency wave system, under the cold protection of the epidermis, has acted on the deep dermis through the epidermis, rapidly heating water molecules to produce safe Bio-thermal energy. When the natural friction of collagen tissue is heated up to $45^{\circ}\text{C}\sim 60^{\circ}\text{C}$, it will shrink immediately and stimulate the collagen to continue to grow. At the same time, bio-heat can effectively accelerate blood flow in adipocytes, release free fatty acids (ffa), thereby increasing the dissolution of superficial fat, and achieve the purpose of tightening and lifting the sagging part of the body.

Ultrasound: Body

Using the sound wave with a frequency of 4 MHz emitted by the strong sound wave head gathering strong sound waves, human adipocytes can produce a strong impact and friction movement between adipocytes after entering the human body, which can effectively consume heat, water and shrink adipocytes. In addition, when sound waves vibrate, it can make adipocytes smaller. Strong crack will come along, cells will burst instantly, adipocytes reduce, so as to achieve the effect of fat removal.

Cavitation Principle of Ultrasound: Tens of thousands of tiny bubbles, namely cavitation bubbles, are produced by vibration of liquid. These bubbles grow in the negative pressure region formed by the longitudinal propagation of ultrasound, and close rapidly in the positive pressure region, thus being compressed and stretched under alternating positive and negative pressures. The bubbles will be compressed until burst, which will generate huge instantaneous pressure, generally up to tens of MPa to hundreds of MPa, and produce strong vibration and noise.

Advantages: It only aims for low-density adipose tissue in a specific frequency, and protects high-density tissue such as vascular and nerve tissue.

Vacuum Slimming

Massage skin and muscles with the special negative pressure suction head, which can effectively improve body fluid flow and increase cell activity to achieve effects like

improving skin elasticity, accelerating blood circulation of capillary blood vessels, clearing out toxins through lymphatic drainage, and improving and lowering the occurrence of dark spots, hyperpigmentation and blood stasis. The kneading action generated by vacuum suction can increase the tissue activity of skin and muscle, thus helping to reduce the cellular tissue and increase the elasticity of skin tissue, so that both slimming and shaping can be completed at the same time. In addition, vacuum negative pressure movement can also stimulate the surface and deep sympathetic nervous system, improve skin sensitivity. The suction and release process of air pressure can not only improve the capillary system but also improve the flow between deeper veins and lymph network, strengthen blood vessels, and improve varicose veins.

Advantages: breaking through the previous single and simple working mode of negative air pressure, using different modes for different parts can be more efficient and more effective, slimming, shaping, and will never harm human body. Unique RF function head design, RF and negative pressure are relatively independent but complementary metabolic system as a whole, RF has negative pressure, negative pressure has RF, each other as a whole. Compared to the ordinary single-stage RF can be more effective, faster and more uniform perfect remodeling body.

Vacuum Physical Effects

1. Skin layer

The suction and release of air pressure:

- (1) It can improve the fluidity of cells, thus increasing the movement of cells, and can treat diseases related to blood stasis and blood stagnation.
- (2) Draining lymph glands and veins.

Effects: redundant water is discharged from tissue fibers.

2. Vascular layer

The suction and release of air pressure:

- (1) Improve the blood circulation of microvessels, not only for the capillary system, but also the flow between the deeper veins and lymphatic networks.
- (2) Remove excess toxins in the body.

Effects: Strengthen blood vessels, eliminate toxins and relieve varicose veins.

3. Fibrous layer

The suction and release of air pressure:

- (1) Repair cell tissue, increase its activity.
- (2) Lift and revive skin elasticity.
- (3) Stimulate the production of bone collagen and improve skin plumpness.
- (4) Improve the oxygen support capacity of skin and increase the consumption of carbon dioxide.

Effects: Break the hard fibers of cellulite, make it more elastic, so as to achieve the effect of body-shaping.

4. Nerve layer

The suction and release of air pressure:

- (1) Stimulates the surface and deep sympathetic nervous system.
- (2) Improves skin sensitivity.
- (3) Repair skin elasticity and resist tissue fibrosis.

Effects: Repair and improve skin sensitivity.

Effects

1. Relieve shoulder and back soreness, and improve the lump on back of the neck.
2. Dredge channels and collaterals, and improve channels and collaterals blocking.
3. Accelerate blood circulation and dredge channels and collaterals.
4. Promote blood circulation and remove blood stasis, dredge channels and collaterals, and prevent varicose veins.
5. Regulate the functions of viscera and strengthen the body.
7. Stimulate collagen regeneration, firming and shaping.
8. Improve loose and soft waist and abdomen skin.
9. Improve the jiggly and thick arm.
10. Improve unwanted fat on the back, waist and abdomen.
11. Tighten skin and prevent sagging.
12. Improve stretch marks, fat marks, and increase skin elasticity.
13. Accelerate metabolism, improve constipation and intestinal peristalsis.

Applicable Range

1. Those with cold hands, feet, womb and body.
2. Those who are sedentary and don't look good at the waist.
3. Those with unwanted fat on waist and abdomen, prominent belly, loose skin after delivery.
4. Those with fat marks, stretch marks.
5. Those with constipation, abdominal meridian blocking.
6. Those with big arms, thick back, poor leg shape ratio and want to look better in clothes.
7. Those with jiggly and flabby arms.
8. Those with loose skin on arms and legs.
9. Those whose hands and legs are easily sore and numb.
10. Those with sore shoulders and backs and stiff necks.

11. Those with insomnia and dream, memory decline of the population.
12. Those who are prone to fatigue, drowsiness and poor circulation of qi and blood.
13. Those with thick back and unattractive clothes.
14. Those with poor circulation of lower limbs, edema and obese people.
15. Those who have low immunity and feel discomfort and pain all over the body are susceptible to colds.

Inapplicable Range

1. Those who are during pregnancy, menstruation and lactation.
2. Those with hypertension, heart disease, diabetes, thyroid, epilepsy and severe hyperthyroidism.
3. Those with malignant tumor and hemophilia or severe bleeding.
4. Those who have just had liposuction.
5. Those with severe varicose veins and tumors.
6. Those whose surgical wound is healing or recovering.
7. Those with skin diseases and infectious diseases.
8. Those with severe gynecological diseases.
9. Those with gynecological diseases being treated.
10. Those with allergic and severely sensitive skin.
11. Those with skin trauma or cut.
12. Those who are overly old.
13. Those with metal implants in the body, such as stents and pacemakers, are allergic to metal.
14. Those who are too weak.
15. Those who over-drink, full, empty, thirsty and overworked.

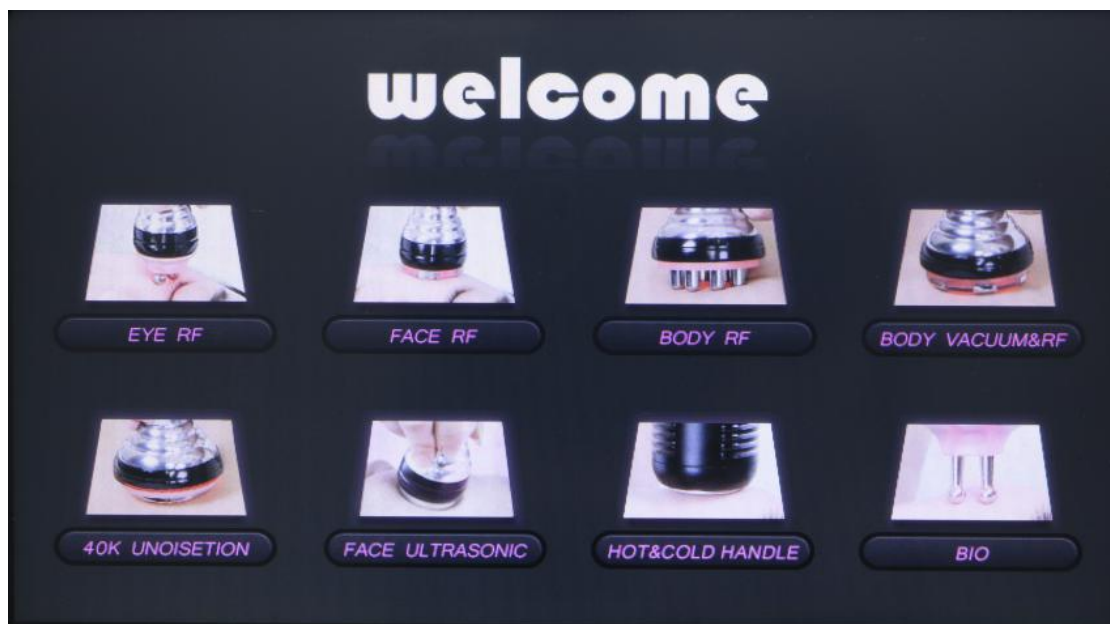
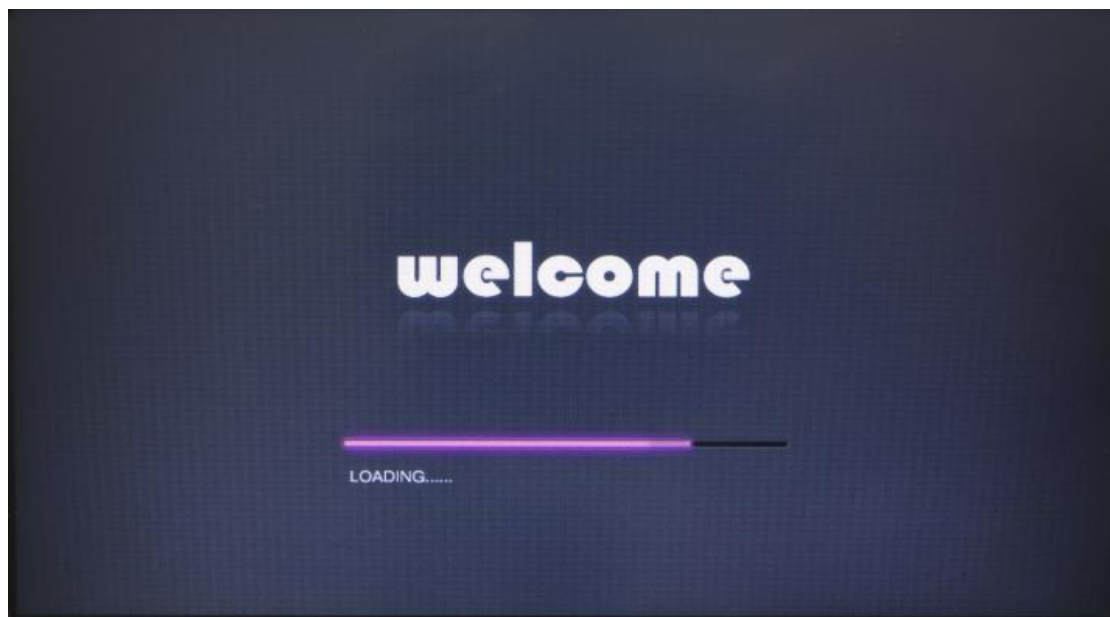
Notes after Operation

1. Avoid wearing clothes that show navel, shoulder or back, miniskirts or shorts, and avoid getting cold from the wind.
2. Avoid overeating, staying up late, drinking and eating raw, cold, spicy and greasy food.
3. Keep warm after operation, and do not bathe until 4-6 hours apart.
4. Avoid sauna, hot spring or strenuous exercise for 7 days after operation.
5. Before going to bed at night, you can knead your abdomen clockwise with your hands to make the metabolic effect of weight loss better.
6. Drink plenty of hot water to hydrate and speed up metabolism.

Part II

1. Detailed Operation


After checking that the instrument is connected properly, the following starting interface will appear when the power supply is turned on.




1.1 Function Selection




Time Adjustment




Decrease of time



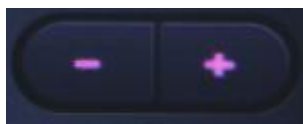
Increase of time



Energy Level: RF




Energy Level: 40K, BIO, Ultra sound



Energy Level: decrease & increase



Modes



Smart mode: emit energy gradually after contact with skin



Set mode: with a set energy level during operation



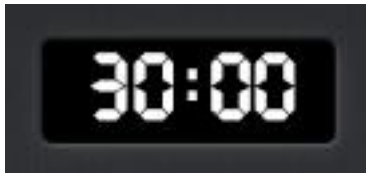
Home



Start/Pause



Restore



Working Time



Light: On



Light: Off

1.2 Detailed Operation: 40K



Select

to go to the interface below



Consecutive Mode



Intermittent Mode


1.3 Detailed Operation: Body Vacuum & RF




Select **BODY VACUUM&RF** to go to the interface below



Vacuum Suction Time Adjustment: Select suction time subjecting to your comfort level. It is advised to start from the minimal number and add up slowly.




Decrease of Vacuum Suction Time




Increase of Vacuum Suction Time



Vacuum Release Time Adjustment: Select release time subjecting to your comfort level. (Release time refers to the interval period between suction and release. 0 means direct suction.)



Decrease of Vacuum Release Time



Increase of Vacuum Release Time



Vacuum Mode

- M1: Direct Suction (suitable for those who opt for scraping therapy and detoxication)
- M2: suction:release interval is 1:2(suitable for those who opt for light pink petechiae and meridian dredging.)
- M3: suction:release interval is 2:3(suitable for those who opt for light pink petechiae and skin soothing.)
- M4: suction:release interval is 3:4(suitable for those who opt for relaxation massage and pain releasing.)
- M5: suction:release interval is 4:5(suitable for those who opt for relaxation massage.)

1.4 Detailed Operation: Body RF



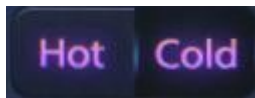
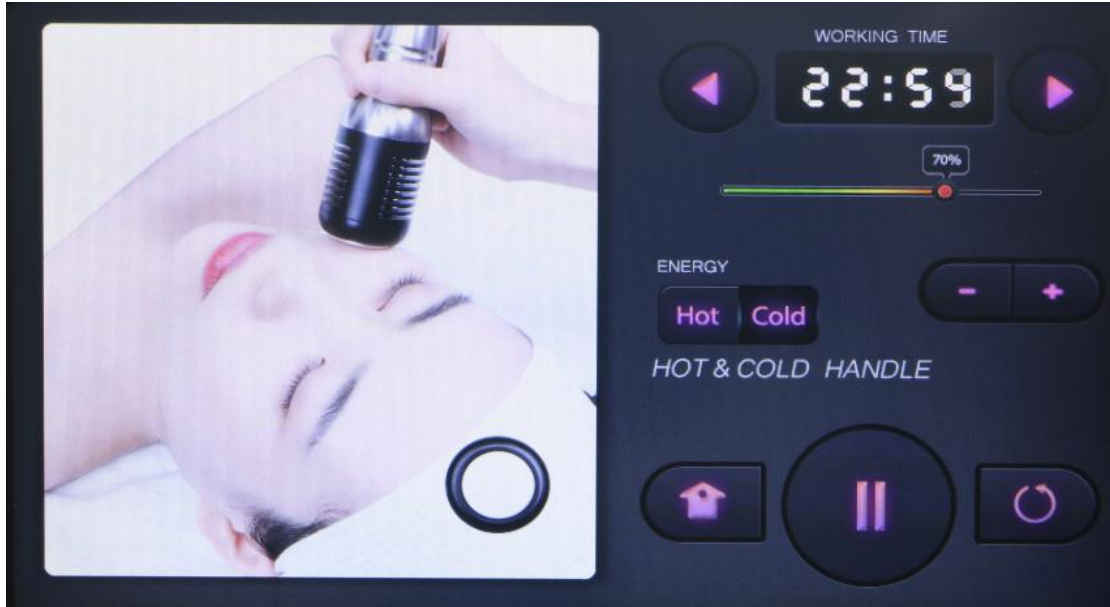
Select  to go to the interface below



1.5 Detailed Operation: Cold & Hot Hammer



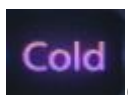
Select to go to the interface below



Modes



Hot Mode(open up pores and heat up skin.)

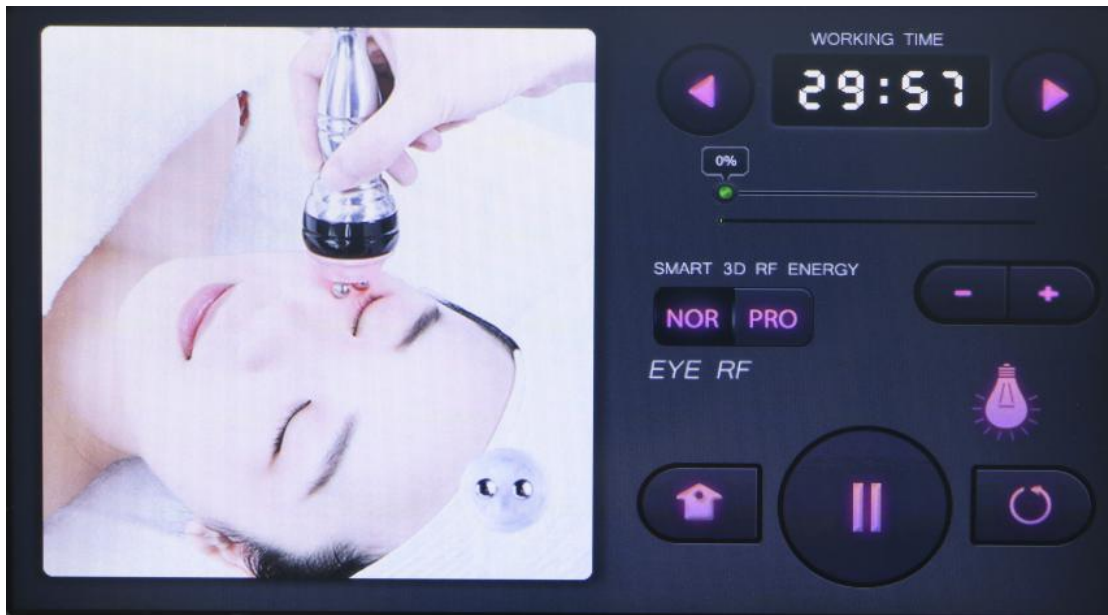


Cold Mode(shrink pores,calm skin and treat acnes)

1.6 Detailed Operation: Eye RF



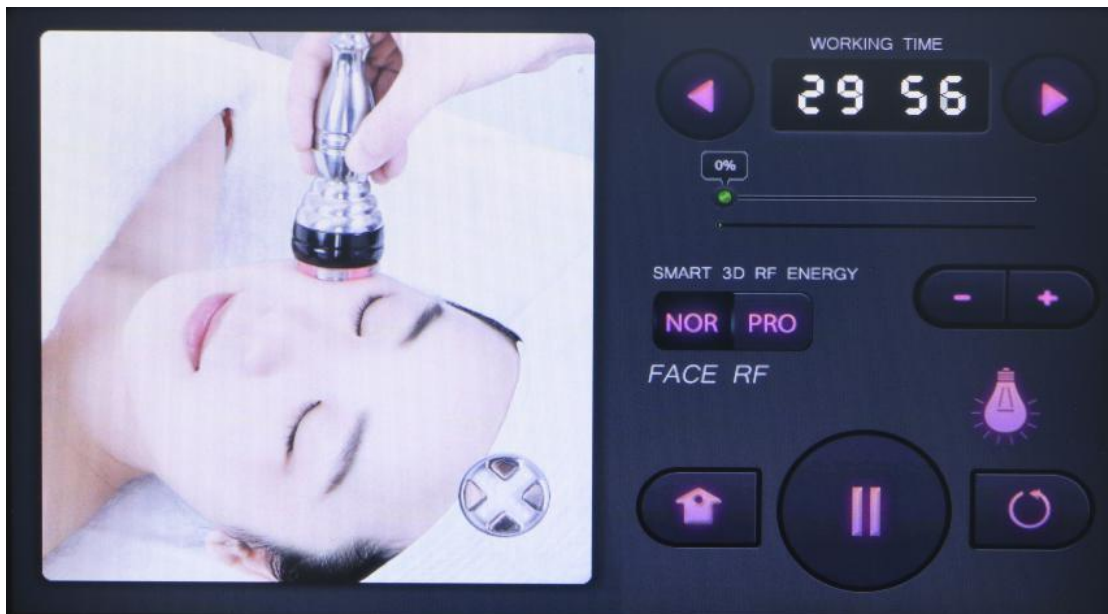
Select to go to the interface below



1.7 Detailed Operation: RF Face



Select  to go to the interface below



1.8 Detailed Operation: Face Ultrasound



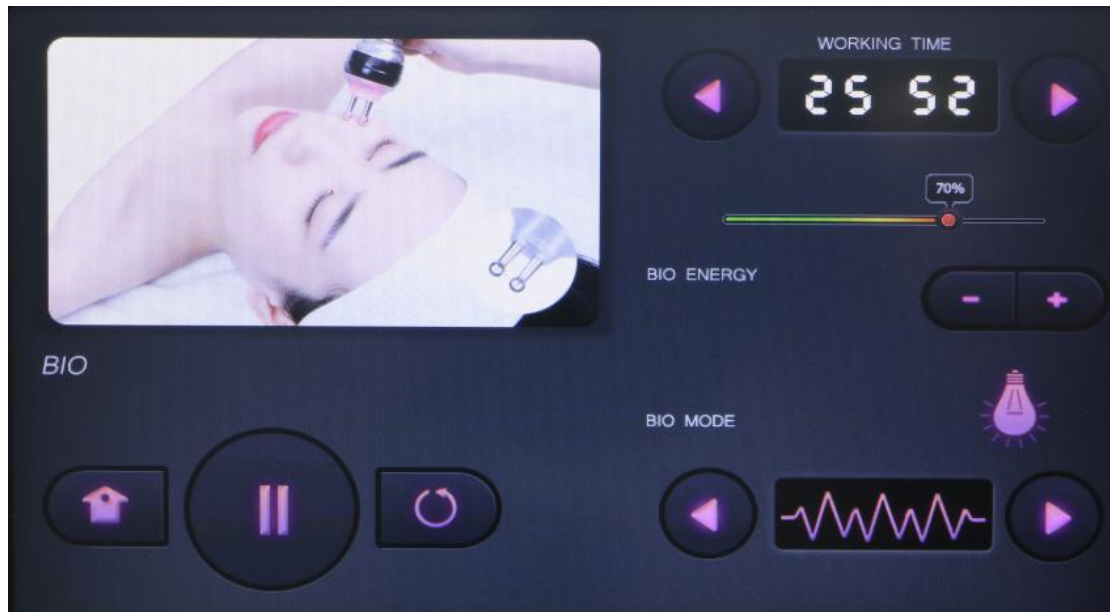
Select  to go to the interface below



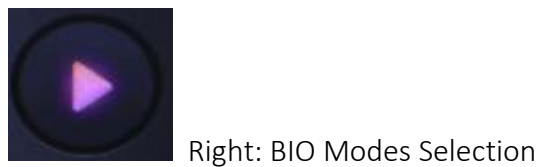
1.9 Detailed Operation: BIO



Select  to go to the interface below



Left: BIO Modes Selection



Right: BIO Modes Selection

2. Technical Parameters

40K Unoisetion Cavitation 2.0 Handpiece	
Treatment Area	Body
Measure of Treatment Area	38cm ²
Frequency	40KHz
Max. Output Power	25W
Wavelength of Red photon	650nm
Sextupole Vacuum&Smart 3D RF Handpiece	
Treatment Area	Body
Measure of Treatment Area	50cm ²
Max. Output Power	60W
Frequency	3MHz

Depth of RF	9mm
Depth of Pressure	24.5mm
Max. Output of Pressure	-80KPa
Wavelength of Red light	650nm
Sextupole Smart 3D RF Handpiece	
Treatment Area	Body
Measure of Treatment Area	30cm ²
Max. Output Power	50W
Frequency	3MHz
Depth of RF	3.7mm
Wavelength of Red light	650nm Red light
Quadrupolar Smart 3D RF Handpiece	
Treatment Area	Face
Measure of Treatment Area	9.6cm ²
Max. Output Power	20W
Frequency	1MHz
Depth of RF	3.5mm
Wavelength of Red light	650nm Red light
Bipolar Smart 3D RF Handpiece	
Treatment Area	Eye
Measure of Treatment Area	4cm ²
Max. Output Power	10W
Frequency	1MHz
Depth of RF	2.2mm
Wavelength of Red light	650nm
Ultrasound Facial Handpiece	
Treatment Area	Face
Measure of Treatment Area	12.5cm ²
Ultrasonic frequency	3MHz
Max. Output Power	12W
Bio/micro current Facial Handpiece	
Treatment Area	Face/eye
Microcurrent frequency	50uA~1000uA
Max. Output Power	12W
Wavelength of Red Light	650nm
Effect Y-shaped micro current massage	
Microcurrent frequency	62.5KHz
Max. Output Power	12W
Wavelength of Red Photon LED	650nm Red light
Cold Hammer Handpiece	
Treatment Area	Body/face

Measure of Treatment Area	75cm ²
Max. Output Power	10*5mw
Wavelength of Lipo Laser	650nm

3.Safety Precautions

Patients with the following symptoms should be cautious about using this instrument. Please consult a doctor or a professional before using the instrument. The details are as follows:

1. Those who are pregnant or lactating.
2. Those with heart disease or pacemaker equipped.
3. Those whose wounds have not healed and who are recovering from the operation.
4. Those with epilepsy, severe diabetes and hyperthyroidism.
5. Those with malignant tumor, hemophilia or severe bleeding.
6. Those with skin diseases and infectious diseases.

4.Dos and Dont's

1. Use a grounding pin and make sure the power socket of the device is properly connected before each operation.
2. Ensure that the voltage of the device is appropriate. If the voltage of the local power supply is unstable, we recommend that users increase to the matching power voltage.
3. In order to ensure the therapeutic effect and normal service life expectancy of the device, please use the specified accessories provided or recommended by the original manufacturer.
4. The device should not be placed in wet environment or near water, nor should they be directly exposed to sunlight.
5. Do not place the device near a strong heat source, because this may affect the life and normal use of the device.
6. Before treatment, please remove all metal objects from the body first, so as to avoid unexpected conditions and influence the curative effect.
7. Please restrain from using the device on eyes, thyroid, parathyroid, testicles, abdomen of pregnant women, and pacemakers.
8. Patients who are suffering from illness should consult with a doctor and gain permission from the doctor before using.

9. Please turn off the power switch of the device, and ensure that the total power supply of the device is turned off before the staff leaves after daily use, so as to ensure the safety of the electrical products.
10. Use device or train device operators in strict accordance with instructions in the user manual.
11. When taking other weight-loss drugs, it is recommended to stop taking them for 1 to 2 months before treatment. Extension of the course of treatment is recommended if you wish to lose weight immediately.
12. Don't use the instrument with an empty stomach. After a full meal, wait at least 1 hour before a course of weight loss treatment.
13. When operating, the instrument should fully touch the skin to avoid uneven heat.
14. Start from the lowest energy level and slowly add up.
15. When using this device, the operating parts must be kept moist and dry skin should be avoided.
16. Clean the instrument with normal saline after operation to ensure its cleanliness and hygiene and prolong its service life.

5. Troubleshooting & Solutions

1. The instrument cannot be started, but the key light on the back of the instrument does not work?

- A. Make sure the power cord is connected to a valid power socket.
- B. Whether the fuse tube on the back of the instrument is loose or burnt out.

2. No RF output of the instrument?

- A. Please check whether the plug connecting the instrument handle and the body is tightly connected.
- B. Please check whether the treatment area has been cleaned. Grease or oil essential oil products may cause poor contact between the treatment handle of the instrument and human body, resulting in no rf output.

3. Weakened RF output?

- A. Please check whether the plug connecting the instrument handle and the body is tightly connected.
- B. Please check whether non-conductive grease and other substances are stained on the treatment handle, which will cause poor contact and weaken the output.
- C. Please check whether the product used is the adaptive product specified by the instrument.

4. No suction or very little suction?

- A. Please close the instrument and check the filter element specially used for the instrument, which may need to be replaced.
- B. Please check the rubber ring of the handle plug, because the rubber ring may be worn and cause air leakage.
- C. Please check whether the oil filter cup outside the filter is tightened and whether the rubber ring is worn. It is possible that air leakage at this position may lead to poor air pressure.
- D. If the above methods cannot be handled, please contact the instrument dealer for assistance.

5. I can start the instrument, but the screen show's error message?

- A. Please unplug the power plug behind the instrument and wait for about 1 minute before restarting the instrument.
- B. If the above methods cannot be handled, please contact the instrument dealer for assistance.

6.FAQs

1. Q: How long can I start seeing results of RF treatment?

A: Under normal circumstances within that day or a week. Skin collagen tissue is heated and produces contractions, and you can obviously feel skin tightening. Because RF works by stimulating subcutaneous tissue and bring about sustainable collagen regeneration, so the more you do it, the more visible effects you shall receive.

2. Q: Is RF harmful to skin?

A: RF treatment falls under the category of non-surgery operation. It stimulates collagen regeneration at the skin bottom and boosts metabolism, therefore has no damage to the skin. Partial redness and fever is the normal phenomenon of accelerated blood circulation, and will be resolved by oneself after a moment, so there's no need to worry.

3.Q: How long does the body firming treatment take?

A: One operation time is 60 minutes. We will combine professional techniques and instruments to achieve remarkable results.

4.Q: What are all the functions of this instrument?

A: Dissolve fat, body shaping, smooth skin, firming, lifting, and anti-aging. It can be operated all over the body. In terms of facial care, it can contour facial outline, alleviate wrinkles and saggy skin. In terms of body care, it can reduce regional fatness and build S curve, promote the metabolism and detoxification of the whole body.

Meanwhile, it can also enhance the functions of viscera and regulate the sub-health of the body.

5.Q: Which one is better in terms of weight loss, liposuction or this machine?

A: The principle of liposuction is to suck out the excess fat in one part of the body through the method of negative pressure suction, so as to achieve the purpose of rapid weight loss on parts of the body. It achieves fast results, requires anesthesia, recovery period. It falls under the category of surgery operation and comes with risks. However, our machine is risk-free and has no side effects. While losing weight, it can stimulate collagen regeneration to lift and tighten skin. By lifting, it can also shape perfect curves and accentuate women's natural charm.

6.Q: Will I experience rebound after operation?

A: RF works by dissolving fat to reduce weight, and are not prone to rebound. Because what's dissolved through RF treatment is fat, not water. The formation of fat needs a longer period of time to accumulate, so it is not prone to rebound.

7.Q: Do I need to be on a diet?

A: Pay attention to what you eat. Because radio frequency and ultrasonic treatment end with blasting adipose and accelerated metabolism. It's best to avoid eating spicy, oily, or fried food, to avoid affecting regular metabolism. Also proper workout and sweating help with the process, in a way weight loss will be more visible as well.

8.Q: Does it have any side effects on the body?

A: RF beauty treatment is non-invasive and so far the most safe and effective method to remove wrinkles and shape body. Generally speaking side effects won't appear. A small number of people may experience transient redness or swelling that will disappear after a few hours. Those with dry skin may experience atrophy after the initial treatment. The skin will lose moisture due to RF heat. However, the skin will become plump at the beginning of collagen regeneration and these symptoms will disappear after three days. There are no side effects on health.

9.Q: Can RF instrument be used for chest shaping?

A: As the growth of age and female physiology period, sub-health state, gravity, stimulation during lactation, a large number of nutrition loss... All the above will cause collagen loss, decreased blood flow, damaged elastic tissue, flabby ligament gland, and prolapsed breasts. Through RF energy conduction, collagen protease can be promoted to repair elastic tissue and ligament glands, thus achieving the effect of chest lifting and shaping.

10. Q: Can ultrasound be operated all over the body?

A: Ultrasonic cavitation ruptures fat cells and causes mechanical disruption of fat cell membrane. Liquefied fat cells then cleared away by metabolic pathways. Our heart is a hollow organ, and sensitive to high frequency sound waves. Back and forth reflex

occur due to the fact that muscle tissue and blood in the heart do not conduct sound waves in the same way. The reflex force can detach cardiac valves from cardiac muscles. If directed at the eye, it can cause retinal detachment. In a word, avoid eye and heart area when using ultrasonic beauty device. (It is also advised not to use it on waist, back and chest.)

11.Q: Does ultrasound have side effects on human body?

A: Ultrasonic beauty machine requires no surgery, no opening up and no anesthesia, therefore is indeed non-invasive. It relies on ultrasound (mechanical sound wave) - blast fat through cavitation - ultrasound focusing. And the results are fat smash - fat dissolving - skin firming and body sculpting respectively. It only targets at low density fat cells while leaving high density tissues like blood vessels intact, therefore having no side effects on human body. Slight tinnitus might appear to happen during the treatment, which is within normal range so there's no need to worry.

12.Q: Why does tinnitus occur?

A: It's because ultrasound comes with a high frequency vibration, which could go up to 20kHz. It also goes deep into skin fat layers, which could go down to 20mm below epidermis. Highly intensifies ultrasound cause high speed friction among fat cells, resulting in them bursting and heating up, and eventually emulsified. And during the process, ultrasound can cause microvibration to the tissue that make us feel like as "tinnitus".

13.Q: What is collagen?

A: Collagen is a kind of biological macromolecule substance, a kind of white, opaque and non-branched fibrous protein. It can supplement the nutrition needed by all layers of the skin, enhance the collagen activity in the skin, lock moisture, nourish the skin, delay aging, beautify, relieve facial relaxation, provide nutrients for the hair and so on. Collagen is a nutrient that human body must replenish to delay aging. With the growth of age, collagen will gradually be lost. At the age of 20, women have begun to age, collagen gradually decrease. At the age of 25, collagen loss reaches its peak. At the age of 40, the content is less than half of which one has at age 18. It is the loss of collagen and water that causes the wrinkles on the face of the elderly. The breakage of collagen fibers and elastic mesh will cause skin tissue to be oxidized, atrophied and collapsed. The skin will be dry, wrinkled, flabby and inelastic etc,. Therefore, in order to delay aging, collagen must be supplemented.

14. Q: Why do you need breast maintenance?

A: The lymph nodes of bosom rank the top among other parts of the body, which also lead to toxin accumulation very easily, and urbanite life rhythm is very fast now, working pressure is very big, which can bring about the hyperplasia of different level.

The saying goes that bosom is the cradle of children, the garden of the woman, the symbol of female identity! Breast maintenance can make your figure more beautiful, add scores for your whole temperament, thus turn head rate increases 10 times certainly! Good figure and temperament will also ensure husband's loyalty! The evolution of breast cancer: breast milk residual , secretions, toxins -- nodules and blockages -- lobular hyperplasia, ductal hyperplasia, breast hyperplasia -- duct blockage and adhesion -- fibroma, breast cyst -- breast cancer.

15.Q: Why do you need hip maintenance?

A: Because it can help the body lymphatic system discharge poison, improve the gynaecological disease, and avoid harm brought by buttock blockage. Hip impassability surely bring about gynaecological issues. What's inside buttocks is pelvic cavity, bowel. It connects daimai, lumbar vertebra, sciatic nerve from above, uterus ovary, uterine adenexa in front, anus, vagina, inguinal lymphatic from below. If suffering from squeeze of shangjiao and xiaojiao meridian channels, hip would be most vulnerable to cold, wet and blood stasis. When hip is affected by cold, it can cause meridian contraction of hips, dysmenorrhea, irregular menstruation, dark menstruation color , clot, deterred blood flow and meridian channels. It also affects fertility.

16.Q: How does negative pressure detoxify?




A: Negative pressure can congest capillary, stimulate cell to increase vitality. The suction and release of pressure during operation can make local pores continue to open and close, therefore promote skin breathing, increase the amount of skin oxygen, speed up the elimination of waste. So it achieves the effects of promoting qi and blood circulation, dispelling coldness and dampness, dredging channels and collaterals, clearing toxins,heat and so on.

7. Packing List

- 1 x Main Machine
- 1 x Unoisetion Cavitation 2.0 Handle
- 1 x Sextupolar 3D SMART RF Handle
- 1 x Quadrupole 3D SMART RF Handle
- 1 x Bipolar 3D SMART RF Handle
- 1 x Vacuum and Bipolar RF Handle
- 1 x Bio Microcurrent Handle
- 1 x 3MHz Ultrasonic Handle for Face
- 1 x Hot&Cold Hammer

- 1 x Holder for Handles
- 1 x Power Line
- 2 x Fuse

8. Operational Diagrams


Parameter Adjustment	Product	Techniques	Diagrams
Anti-aging: 60 min, once/week			
RF Face Energy: 30%-80% BIO Energy: 30%-80% Mode: Intermittent	Makeup remover oil+ Face wash+ Hydrating facial mask+ Essence+ Device+ Facial mask	<ol style="list-style-type: none"> 1. Remove makeup and cleanse face, 5 min. 2. Apply toner, 2 min. 3. Apply hydrating facial mask, 10 min. 4. Wash or wipe face clean, 2 min. 5. Apply (whitening/hydrating/anti-aging) essence evenly on face, 1 min. 6. RF Operation: place the probe on jawline, and brace the skin back and forth (use more strength when moving upwards and move gently downwards), lift in lines with one line next to another, 5 min. 7. Brace the skin with the probe and another free hand to keep the treatment surface tight and lifted; move from jaw to earlobe, mouth corner to ear gate, nose wing to 	 <hr/>  <hr/> 


		<p>temple, lower eyelid to temple, and lift the corner of the eye, 3 times.</p> <p>8. Do the same on the other side, 8 min.</p> <p>9. Forehead operation: move the probe between the eyebrows in 2 circles and lift; make sure one line is next to another until you cover the whole forehead, 5 min.</p> <p>10. Repeat the previous method with the help of massage techniques on forehead again, 2 min.</p> <p>11. Apply facial mask, 15 min.</p> <p>12. Wash face clean, 2 min.</p> <p>13. Apply toner, essence, cream and sunscreen.</p>	
--	--	--	--

Suggested Treatment:

10 treatments account for one full course. After one time, the skin will be firm and tender, providing the skin with needed nutrition. After a course of treatment, the skin is lifted and shiny. After 2 courses, the skin is smooth and plump, and the outline gradually becomes clear. After 3 courses, it can achieve effects such as prevent and delay skin aging, improve sagging and loose skin, and increase collagen in the bottom of skin, making skin smooth, firm and glowing.

Facial Tightening and Lifting: 70 min, once/week


<p>RF Face Energy: 30%-80%</p> <p>BIO Energy: 30%-80%</p> <p>Mode: Intermittent</p> <p>Ultrasonic energy: 30%-80%</p>	<p>Makeup remover oil+</p> <p>Face wash+</p> <p>Cleansing facial mask+</p> <p>Essence+</p> <p>Device+</p> <p>Facial mask</p>	<ol style="list-style-type: none"> 1. Remove makeup and clean face, 5 min. 2. Apply toner, 2 min. 3. Apply cleansing facial mask, 10 min. 4. Wash face clean, 2 min. 5. Apply (anti-aging) essence evenly on face, 1 min. 6. RF Operation: move the probe from the jaw to forehead in circular motions and lift in lines with one line next to another, 3 times. 7. Brace the skin with the 	
---	--	--	---



		<p>probe and another free hand to keep the treatment surface tight and lifted; move from jaw to earlobe, mouth corner to ear gate, nose wing to temple, lower eyelid to temple, and lift the corner of the eye, 3 times.</p> <p>8. Lift on forehead towards hairline, 3 times.</p> <p>9. Do the same on the other side.</p> <p>10. Repeat the same technique with BIO operation.</p> <p>11. Apply (hydrating/whitening/repair) essence evenly on the face.</p> <p>12. Repeat the same technique with ultrasonic operation.</p> <p>13. Apply hydrating facial mask, 15 min.</p> <p>14. Wash face clean, 2 min.</p> <p>15. Apply toner, essence, cream and sunscreen.</p>	
--	--	---	---

Suggested Treatment:







10 treatments account for one full course. After one time, the skin will be tightened. After a course of treatment, the skin will be plump, firm and ruddy. 2 courses help increase skin elasticity, accelerate metabolism and detoxification, lighten dark spots, brighten skin, and lower the rate of skin sensitivity. 3 courses help stabilize skin state, prevent skin aging and laxity, and help define facial outlines.






Facial Repair for Sensitive Skin: 60 min, once/week

<p>Cold hammer energy: 30%-80%</p> <p>Mode: Cold</p>	<p>Makeup remover oil+</p> <p>Face wash+</p> <p>Hydrating facial mask+</p> <p>Essence+</p> <p>Cold steam+</p> <p>Cold</p>	<ol style="list-style-type: none"> 1. Remove makeup, 5 min. 2. Apply toner, 2 min. 3. Apply hydrating facial mask+cold steam, 10 min. 4. Wash face clean, 2 min. 5. Apply (soothing) essence evenly on face, 1 min. 6. Cold hammer operation: move the probe in circles, 	
--	---	--	---

	<p>hammer+ Device+ Photon LED+ Facial mask (Tip: Try not to use ingredients that contain preservatives and flavors.)</p>	<p>starting from chin to forehead; make sure one circular line is next the other one; do the same on the other side, 3 times.</p> <p>7. Brace the skin with the probe and another free hand to keep the treatment surface tight and lifted; move from jaw to earlobe, mouth corner to ear gate, nose wing to temple, lower eyelid to temple, and lift the corner of the eye, 3 times.</p> <p>8. Lift on forehead towards hairline, 3 min.</p> <p>9. Apply soothing mask+red/green LED, 15 min.</p> <p>10. Wash face clean, 2 min.</p> <p>11. Apply toner, and soothing essence.</p>	 <hr/> 
<p>Suggested Treatment: 10 treatments account for one full course. After one time, the skin will be smooth and plump. After a course of treatment, the skin will restore a normal state, and less prone to allergy due to dehydration, cosmetics or change of season. After 2 courses, the skin is smooth and translucent, and the blood circulation will be boosted, leaving the skin of velvety softness.</p>			

Anti-aging around Eyes: 60min, once/week







<p>RF Face Energy: 30%-80%</p> <p>BIO Energy: 30%-80%</p> <p>Mode: Intermittent</p>	<p>Makeup remover oil+ Face wash+ Toner+ Eye essence+ Device+ Eye mask</p>	<ol style="list-style-type: none"> 1. Remove makeup and clean face, 5 min. 2. Apply toner, 1 min. 3. Apply essence evenly around eyes and gently massage to rub it in, 1 min. 4. Push the following acupoints(jingming point, cuanzhu point, yuyao point, sizhukong point, temple, tongziliao point, chengqi point) using middle and ring fingers, 3 times. 5. Move hands in circular motion on eyes and push temples, 3 times. 6. Move middle and ring fingers horizontally below lower eyelids and slide to back of the ear, 3 times. 7. Lift middle and ring fingers from inner eye corner to upper eyelids and slide to back of the ear, 3 times. 8. Lift eye corners with "scissor" hand gesture, 3-5 times. 9. Repeat the previous operation on another side, 3 times. 10. Move hands in circular motion on eyes and push temples, 3-5 times. 11. RF operation: move the probe beneath lower eyelid in small circles and move all the way till the temple, 3-5 times. 12. Combined with hand, move the probe from lower eyelid to temple to lift the 	 <hr/>  <hr/>  <hr/>  <hr/>  <hr/>  <hr/>
---	--	--	--



		<p>treatment area, 3-5 times.</p> <p>13. Lift from the beginning of the eyebrows to the end, 3-5 times.</p> <p>14. Combined with hand, move the probe to lift the corner of the eyes towards the hairline, 3-5 times.</p> <p>15. Repeat the same technique with BIO operation.</p> <p>16. Apply eye mask, 15 min.</p> <p>17. Wash eyes and face clean, 2 min.</p> <p>18. Apply toner, facial essence, eye essence, cream and sunscreen.</p>	 <hr/>  <hr/>  <hr/>  <hr/> 
--	--	---	--

Suggested Treatment:

Ten sessions for one treatment. Once done, the eyes are lifted and tightened, increasing blood circulation to the eyes. After one session, it lightens fine lines, dark circles under the eyes and brightens the skin. After three treatments, the skin around the eyes is firm, tender and shiny, improving and preventing the aging of the eyes.

Anti-aging on Neck: 60 min, once/week

<p>RF Face Energy: 30%-80%</p> <p>Ultrasonic energy: 30%-80%</p>	<p>Makeup remover oil+ Face wash+ Massage cream+ Essence+ Device+ Neck mask</p>	<ol style="list-style-type: none"> 1. Remove makeup and cleanse face, 5 min. 2. Apply toner, 1 min. 3. Neck massage: apply and rub oil on the chest with both hands to the back of the neck and point to feng chi and feng fu acupoint, 3 times. 4. Alternately lift the lower jaw and double chin to pass behind the ear and under the armpit, 3 times. 5. Push downwards with hand spread and hukou pointing down, tracing 3 meridian channels from the neck side to the armpit, 3 times. 6. Push downwards with 4 fingers, tracing 3 meridian channels from neck side to the armpit, 3 times. 7. Push downwards with kneeling fingers till the neck turns hot and slide to the armpit, 3 times. 8. Push downwards with hand spread and hukou pointing down from external collarbone to armpit, 3-5 times. 9. Do the same on the other side. 10. Wash neck clean. 2 min. 11. Apply essence evenly on neck, 1 min. 12. RF operation: coupled with hand massage, lift double chin to pass behind the ear and under the armpit, 	 <hr/>  <hr/>  <hr/>  <hr/>  <hr/> 
--	---	--	--

	<p>3 times.</p> <p>13. Move the device in circles on one side of neck to pass under armpit, 3 times.</p> <p>14. Slide the device from internal and external clavicle to the armpit, 3-5 times.</p> <p>15. Move the device in circles on the whole neck area, 3 times.</p> <p>16. Coupled with hand, lift neck in lines, 3-5 times.</p> <p>17. Do the same on the other side.</p> <p>18. Apply (whitening, hydrating) essence evenly, 1min.</p> <p>19. Repeat the same techniques with ultrasonic operation.</p> <p>20. Apply neck mask, 15 min.</p> <p>21. Wash neck clean, 2 min.</p> <p>22. Apply essence and neck cream.</p>	 <hr/> 
<p>Suggested Treatments:</p> <p>10 treatments account for one full course. After one treatment, skin becomes tender, smooth. After a full course, neck skin becomes smooth, speed up the neck lymphatic circulation. After 2 courses it tightens skin, fade neck lines, improve the double chin. After 3 course, skin is fine, firm and glowing, which also promote lymph drainage, improve facial dullness, some problems such as acne, and delay the aging of the skin, make skin restore young state.</p>		