

USER MANUAL

MS-22Y7C

**Vacuum
breast augmentation
machine**



Preface

Dear user:

Welcome to our MS-22Y7C product, which replaces the traditional beauty salon's chest maintenance and hip care items. The operating head is fully equipped and can be selected according to the customer's situation. It not only replaces the manual service, but also has magical effects. MS-22Y7C is a professional beauty equipment that requires professionally trained professionals. If used improperly, it may cause adverse consequences to the human body. Therefore, we hope that before operating the MS-22Y7C, please read this manual carefully and follow the instructions in the manual to operate the instrument.

We believe that our quality products will bring you good returns, and our perfect after-sales service will make you worry-free.

Thank you!

Catalog

Preface

Part I

Introduction

Principle

Application Range

Breast Enlargement Treatment

Buttocks Enlargement Treatment

Part II

Operation Details

Instrument Test

Parameters

Taboo Crowds

Cautions

Packing List

Operation Skills

Part I

I. Introduction

It replaces all the traditional beauty ways. It can cure chest and buttocks. It can be used for breast augmentation. Its flesh tumour grows 3 ~ 5 centimeters, lobular hyperplasia, droop, coxal, constipation, palace is cold, fibrous body, still have magical effect, it replaced the remedial service of manual use technique, it is safe, effective, simple, do not inject, do not take medicine, operation, without side effect, and whole process is comfortable. The negative pressure health care instrument can take the initiative to carry on the dynamic vacuum absorption to the breast, effectively carries on the deep stretch massage movement to the breast, the deep dredge, improves the obstruction, the breast enhancement, increases the feminine charm, improves the sub-health condition.

II. Principle

Air pressure through the trachea to the internal breast cup, by controlling the suction frequency and vacuum pressure release, make breast massage more comfortable. Using the principle of vacuum adsorption, the method of attracting, lifting and so on, combined with the physiological structure of the human body, generate the negative pressure that simulates the laws of the human body, adsorption on the human body, make the breast carry out aerobic exercise, massage the breast, eliminate tension and depression. Let the chest completely relax and nourish, help activate the chest cells, accelerate the secretion of growth hormone and estrogen, promote the blood circulation, so as to achieve the effect of hip orientation, natural breast, green breast.

III. Application Range

1. Improve the elasticity and size of breasts
2. Correct chest shape, different bust size, flabby, saggy
3. Make breasts plump and healthy
4. Chest cleaning and chest massage
5. Lift your hips and get in shape
6. Relax and massage your hips
7. Improve immunity and delay aging
8. Improves blood circulation and metabolism
9. Regulate endocrine and improve sexual apathy
10. Invigorate blood and drive out cold

IV. Breast Enlargement Treatment

I. Main functions

1. The device applies vacuum negative pressure principle to human body. It is attracted to special tissues in the breast by the negative pressure inside the instrument. Produce the negative pressure of different pressure in the breast, make breast body lift increase, achieve the effect that increases breast.
2. Negative pressure in vacuum cup will cause local capillary contraction and congestion, stimulate organs, enhance cell vitality, promote functional activities, and improve body resistance;
3. Mechanical negative pressure stimulation, which is transmitted to the central nervous system through the reflex pathway, can regulate the balance of neural activity.
4. Inhalation expansion and tightening, negative growth pressure and the disappearance of negative pressure make local pores continue to open and close, promote skin breathing, increase oxygen absorption, accelerate waste discharge.
5. It has the functions of warming meridians, invigorating qi, removing blood stasis, resolving phlegm, detoxifying and exorcising evil.
6. Deep massage, smooth blood, eliminate breast bubbles, invisible gas, oxygen and nutrition intake of breast, stimulate pituitary secretion of estrogen, strengthen breast connective tissue, stimulate breast growth.
7. Promote uterine contraction, tighten skin elastic fibers, prevent loose skin tissue.

II. Applicable Range

1. A person with small chest, sagging, abduction, asymmetry, and flatness
2. There are breast hyperplasia, nipple retraction and people who want a better and healthier breast shape
3. People who do not want breast augmentation surgery or repeated breast failure
4. People with nodules in the chest and pain during menstruation
5. There are de-milk and fat free people

III. Taboo Crowds

1. Menstruation, pregnancy and lactation
2. Patients with diseases
3. People who have had chest surgery
4. People with skin problems or chest allergies
5. Severe hyperplasia, accompanied by tumor and chest diseases
6. Patients with heart disease and hypertension
7. People who are too weak

Note:

1. Drink warm water and stay warm

Wear comfortable underwear and don't press hard on your chest

3.4- shower 6 hours later

4. Avoid blowing and catching cold
5. The initial use of 1-3 times is not too strong, so as to avoid local congestion.
6. If breasts are asymmetrical, the smaller side should be enlarged first, then both sides.
7. Chest stiffness after breast augmentation surgery, should not be too hard.
8. Choose a better breast treatment for peak hormone production (4 days after menstruation)

V. Buttocks enlargement treatment

I. Main functions

1. Vacuum cup can make local capillary congestion, stimulate organs, enhance cell vitality, promote functional activities, improve the body resistance.
2. Mechanical negative pressure stimulation, which is transmitted to the central nervous system through reflex pathway, regulates neural activity and achieves balance.
3. In the treatment process, pressure contraction, negative growth pressure and negative pressure disappear, leading to the continued opening and closing of local pores, promoting skin respiration, increasing the absorption of oxygen, and speeding up the discharge of waste products.
4. Shape your hips and increase the fat around them.

II. Applicable Range

1. Sunken hips, flat, not sexy enough
2. Your hips are low in fat
3. Sunken hips can affect appearance.
4. The size of the whole hip is acceptable, but not plump enough;Or there's no butt peak
5. Fat accumulates around the waist and hips, creating a 'square' shape.
6. The hips do not sag, affecting the appearance
7. Sedentary, low back pain
8. Low hip temperature, gynecological inflammation, uterine coldness

Note:

1. Bathing after 1.4-6 hours
2. When you start using 1-3 times, the strength is not too large, so as to avoid local congestion.
3. You can wear hips and underwear to prevent slack or sagging
4. Avoid wearing miniskirts and shorts

Part II

I. Operation Details

Details about the operation

(1) Button


Check that the instrument is connected correctly. The initial interface will appear after the power is turned on:




1. press

could adjust the suction strong or pour.




2. Press  to open and off the machine.



3. Press  to reduce energy and level.



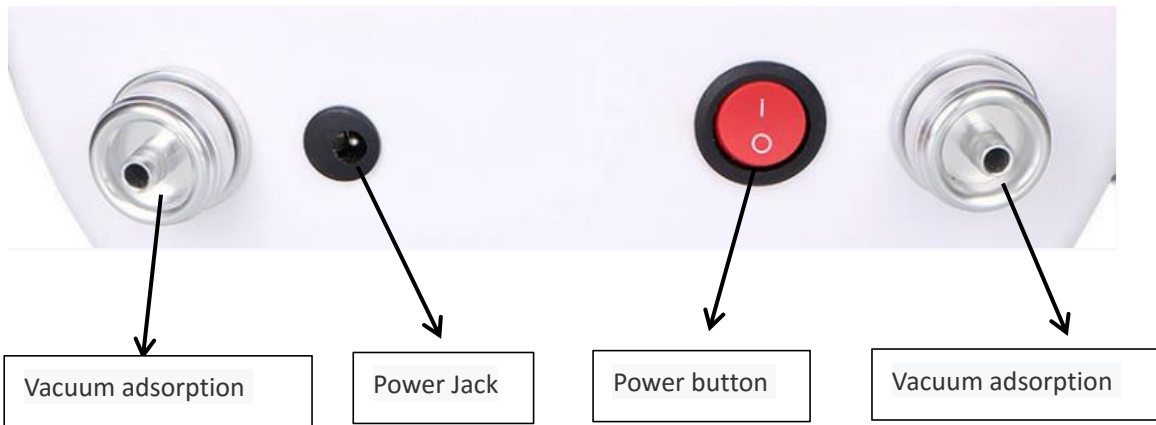
4. Press  to increase the energy and level.

The indicator light shows the intensity and the corresponding energy.

Installation

Product Size





1. First, the filter cotton should be installed in the vacuum adsorption air hole.

2. Connect the breast enlargement cup



and the instrument vacuum pressure

hole with vacuum pressure silicone tube.



3. Connect the power plug with the instrument power socket



4. Turn on the power.



II. Instrument Test

1. The instrument cannot be started, and the button light on the back of the instrument does not work.

A. Make sure the power cord is connected to the power socket.

B. The fuse tube on the back of the instrument is loose or burnt.

2. The instrument has no suction or the suction is too small.

Please turn off the instrument and check its filter. Filters may need to be replaced.

B. Please check the rubber ring of the handle plug. It may be caused by wear of the rubber ring.

Please check if the oil filter cup outside the filter is tightened and the rubber ring is worn. Air leakage at this location may cause a difference in air pressure.

If the above methods cannot be handled, please contact the instrument dealer for help.

3. The instrument is started, but the information displayed is wrong.

A. Unplug the power cord behind the instrument and wait for about 1 minute before inserting and restarting the instrument.

If the above methods cannot be handled, please contact the instrument dealer for help.

III. Parameters

Voltage: 110V-240V

Power: 22W

Size:39x32x21

W: 5.24kg

Taboo Crowds

Patients with the following symptoms should be cautious when using the device.

Consult a doctor or professional for the following information.

1. Women who are pregnant or nursing.
2. Have heart disease or a pacemaker was installed.
3. Patients whose surgical wounds have not yet healed.
4. Patients with epilepsy, severe diabetes, and hyperthyroidism.
5. Patients with malignant tumor, hemophilia or hemorrhage.
6. Patients with skin diseases and infectious diseases should be careful to use.

IV. Cautions

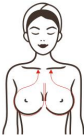





1. Keep the machine level and avoid vibration and collision.
2. When washing the machine, turn off the power and unplug it.
3. People with severe heart disease, diabetes and hepatitis should not be treated with this machine.
4. Women during menstruation and pregnancy should not be treated.
5. The operating time should be controlled within 30 minutes and make the customer feel comfortable.
6. Do not use this machine before or after half an hour after meals, fasting, fatigue, lack of sleep and physical weakness are not suitable for treatment.
Hemophilia, purpura diseases, leukemia and other hematologic diseases and spontaneous bleeding patients should not be treated.
8. Patients with severe skin allergy or acariasis should not be treated.

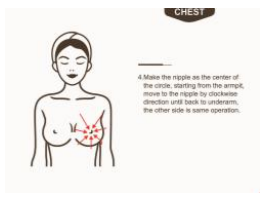


9. Malignant skin tumor or partial skin ulceration, fracture, varicose veins, partial loss of skin elasticity should not be treated.
- Special attention should be paid to drunkenness, thirst or hunger.
11. Clean the instrument head regularly to ensure the machine's effectiveness and service life.
12. When using with essential oils, do not use too much essential oil or cosmetics to avoid damaging the machine.
13. After using the unit, adjust the air pressure to the lowest level.
14. Do not use lymphatic drainage therapy when you are suffering from lymphangitis.
15. Patients with myocardial infarction, phlebitis, and venous tumors should not be treated.
16. Hyperthyroidism, pregnant women should not use this product within three weeks after surgery.
17. Patients with severe heart disease, diabetes, and hepatitis should not be scrubbed.
18. Women are not suitable for treatment during menstruation. Pregnant women can use light scrubs to promote blood circulation.
19. The operating time should not be too long, about half an hour, and the strength is moderate, so that customers feel comfortable.
21. One or two days after the operation, you will feel a little pain. This is normal and will disappear automatically afterwards.
22. Remember that the operating cup and the soft hose must be inserted into the corresponding suction holes.
24. To extend the life of your instrument, please ensure that it is kept within 30 minutes of each use.

Packing List

1. Host *1
2. Long connecting pipe *1
3. Breast cup large *2
4. Breast cup medium *2
5. Breast cup small *2
6. Power cord*1

V. Operation Skills

parameter adjustment	product	operating method	diagrammatize
Breast enhancement therapy:60 minutes once a week			
Slowly adjust suction from weak to strong Energy: 1-5	Essential oil + instrument	<ol style="list-style-type: none"> 1. Standing at the head of the bed, start dripping oil into armpits with both hands from the hole in the mountain, and pull the suspension ligament 3 times at the same time 2. Two-handed thumb point: the fir in the milk root big package eagle window house cloud door three times 3. Flat movement: lift the suspensory ligament from the smell of mutton to the underarm for 3 times Double palm heart overlap 4 times, from the mountain hole to the chest on both sides of the row of 8 characters 3 times 5. Lift your hands from the accessory breast position to the suspensory ligament for 10 times	<div style="text-align: right; font-size: small;">CHEST</div>  <div style="text-align: right; font-size: small;">CHEST</div>  <div style="text-align: right; font-size: small;">CHEST</div> 
			<div style="text-align: right; font-size: small;">CHEST</div>  <div style="text-align: right; font-size: small;">CHEST</div>  <div style="text-align: right; font-size: small;">CHEST</div> 

			 <p>CHEST</p> <p>Make the nipple as the center of the circle, starting from the areola, move to the nipple by clockwise direction and back to areola, the other side is same operation.</p>  <p>CHEST</p> <p>打開疏通胸壁結節</p>  <p>CHEST</p> <p>在胸廓向上提升</p>
--	--	--	---

Treatment recommendations

10 be a course of treatment, the bosom after finishing has promotion effect, the bosom that a course of treatment comes down has compact send and increase effect, accessory breast and outspread and prolapse can slowly tighten and concentration, 3 course of treatment come down to make breast big and tall and straight, insist to do, the effect can be more apparent.

Suggested price: 698/ time 4980/10

Abundant buttocks therapy: once a week for 60 minutes

Slowly adjust suction from	Essential oil + instrument	Technique: stand sideways and accumulate oil from ba liao area to the	
----------------------------	----------------------------	---	--