

# User Manual

## MS-12R1



# Preface

Dear users:

We're pleased to present to you MS-12R1 Bio microcurrent face lift machine with LED photon therapy featured with calming, tighten, lifting, anti-aging and so on. We aim at a safe and, at the same time, effective beauty result by using high-end technologies. Bio microcurrent face lift machine with LED photon therapy are anti-aging machines for professional use, which needs to be handled by professionals with proper training. Any improper use will result in adverse consequences. Therefore we advise any personnel read this guide thoroughly and follow the instructions strictly before operation.

We believe our quality product will bring in good returns on your end. Also, you can count on our worry-free after-sales service.

Thank you!

# Table of Contents

Preface
Part I
Brief Introduction
Advantages
Principles
Effects
Skin Rejuvenation
Part II
1. Detailed Operations
2. Technical Parameters
3. Safety Precautions
4. Dos and Don'ts
5. Troubleshooting & Solutions
6.FAQs
7.Packing List
8.Operational Diagrams

# Part I

## Brief Introduction

Bio microcurrent face lift machine with LED photon therapy is by far the most popular beauty equipment that works on skin rejuvenation on the market. It can effectively replace different beauty items such as repairing facial care, compose, whitening, etc at beauty parlors. The treatment is simple, convenient, fast, solving the skin problem of beauty lovers. It's also safe and effective, and requires no injection, no medication, not operation, no side effects. It is used externally throughout the process and has an immediate effect. Bio microcurrent face lift machine with LED photon therapy adopts the principle of photodynamics to activate cells, accelerate metabolism, protect skin and relieve skin symptoms.

## Advantages

1. Special LED color light is very stable and will not damage the skin.
2. Known as the "magic light", photon light is a kind of biological active luminescence, which does not produce high temperature. The pure light of application of low energy and tuning technique of light touch work great for skin care treatment. It is mild in nature, featuring in distinct curative effect, low risk and no side effects. It is a skin care specialist, suitable for all kinds of properties of the skin, especially for severe allergic skin, acne skin and has a remarkable curative effect on the prevention and control of sub health rehabilitation.
3. The use of photodynamics to maintain and treat varies types of skin problems. It converts light energy into energy in cells, accelerate cells growth, accelerate the blood circulation, stimulate fiber cells to produce collagen, increase skin elasticity. Therefore it plays an important role in repairing the aging skin, acne skin, fading spots, firming and alleviating sun burn skin and so on.

## Principles

Bio microcurrent face lift machine with LED photon therapy uses the principle of photodynamics to activate deep cells and boosts skin metabolism. After light is absorbed by the skin, the light energy is transformed into intracellular energy, which expands and strengthens microvessels and produces photochemical reaction-enzymatic reaction with the skin, increasing the activity of Catalase and superoxide dismutase (SOD), which serve as the "guard" and "cleaning worker" of cells. The breakdown of adenosine triphosphate (ATP), a source of cellular energy, increases. Increase glycogen and protein content, thereby promoting cell metabolism and

synthesis. To stimulate the body alkaline synthetic fiber growth factor (BFGF) the secretion of epidermal growth factor (EGF), making collagen fibers and increase elasticity, rearranging fibers, blocking and eliminating the formation of melanin, accelerating cell growth and blood circulation, stimulating fiber cells to produce collagen, increasing skin elasticity, repairing the aging skin, acne skin, fade spots, firm and alleviate the sun burns. It plays an important role in skin care such as killing bacteria to provide a suitable environment for new cells .

**Biological Effect:** using photodynamic principle to activate deep cells and boost skin metabolism. Light is absorbed by the skin, and light energy is converted to energy in cells, which can accelerate the growth of cells and blood circulation, stimulate fiber cells to produce collagen, increase skin elasticity. It also plays an important role in repairing the aging cells, acne skin, fading spots, firming and alleviating sun burn skin and so on. It can also effectively relax and aggrandize capillary and cause photochemical reaction-enzymatic reaction with the skin, increase glycogen and protein content, so as to promote cell metabolism and synthesis.

**Red Light:** The red light with the wavelength of 635nm features in high purity, strong light source and even energy density, and has significant effects in skin care and health care treatment, so it is called bioactive light. Red light can increase the activity of cells, promote the metabolism of cells, and make the skin secrete collagen and fibrous tissue to fill itself. It can accelerate blood circulation, improve skin elasticity, improve sallow and dull skin condition, so as to achieve anti-aging, anti-oxidation and repair effect, which can not be achieved by traditional skin care, which is in particular suitable for sub-health group, dry skin and allergic skin. The nursing process is simple, convenient, comfortable, mild and effective. It can whiten spots, tender skin, remove wrinkles, repair damaged skin, smooth fine wrinkles, narrow pores, proliferate collagen, and increase skin elasticity and luster.

**Applicable Skin Type:** Those with dark spots, wrinkles, flabby, uneven skin tone, rough and dry skin.

**Blue Light:** Blue light with the wavelength of 465 nm, has the rapid inhibitant effect of inflammation. In the process of acne formation, propionic acid bacillus is mostly to blame and the blue light can, under the condition of no damage to skin tissue, effectively destroy the bacteria and minimize acne, inflammation and significantly reduce or even heal acne in a short span of time period. Light blue is a calm color, also seen as a cool color, can inhibit oil secretion, anti-inflammatory sterilization, eliminate acne bacillus, and is suitable for acne, acne antibacterial, prevent blackheads.

**Applicable Skin Type:** Those with sensitive, allergic, red, exuberant oil secretion,

acne skin, large pore, imbalance skin.

**Green Light:** Green light with the wavelength of 597nm is used for neutralization, balance and comfort, relaxation of mental tension, and effective drainage of lymphatic and edema. Green light is the most common color in nature and is considered neutral. It can improve skin roughness, wrinkles, blackheads, acne and acne caused by fatigue and mental stress.

**Applicable Skin Type:** Those with sensitive, rough, wrinkle, unstable mood, and poor sleep quality.

**Purple Light:** Purple light with a wavelength of 455nm, is a dual frequency of red and blue light, which combines the efficacy of two kinds of phototherapy. It has a particularly good and repair effect especially for the treatment of acne and acne marks.

**Applicable Skin Type:** Those with dark spots, rough, acne-prone skin, sensitive skin, excessive oil secretion, uneven skin tone, wrinkles, and dry skin.

**Orange Light:** Orange light with wavelength of 600nm can gradually enhance cell energy and have a good effect on metabolism.

**Applicable Skin Type:** Those with dry skin, hyperpigmentation, fine lines and rough skin.

**Laser Light(white light):**The laser light with the wavelength of 470nm penetrates deep into the skin, accelerates the metabolism of active tissues, decompresses stains, improves fine lines and loose skin, relaxes the skin, balances secretion and controls oil.

**Applicable Skin Type:** Those with sensitive skin, excessive oil secretion, dark spots, fine lines, and rough skin.

**Yellow Light:** Yellow light, with the wavelength of 590nm, can add energy to skin cells, promote the role of glands, assist digestion, treat skin diseases, enhance immune function, accelerate blood circulation, effectively repair red marks, red spots, relieve swelling, pigmented spots, and is suitable for removing spots and brightening.

**Applicable Skin Type:** Those with redness, swelling, dark spots, rough skin,

hyperpigmentation, uneven complexion, fine lines, and fragile skin.

## Effects

1. Tighten skin, remove wrinkles, infuse nutrition into skin, firm and lift skin, remove acne and wrinkles, brighten and whiten skin.
2. Proliferate collagen, calm and sterilize skin.
3. Reduce skin melanin, detoxify, and lighten spots.
4. Promote cell growth process, thicken tissue and dermal structure, whiten and improve skin elasticity, and improve blood circulation.
5. Remove acne and scars, nourish the skin.
6. Promote collagen elastin hyperplasia and reduce fine lines and wrinkles.
7. Known as the "magic light", photodynamics is a kind of biological cold light that does not generate high heat.
8. Repair and care for damaged skin.
9. Increase skin elasticity and highlight facial contour, tighten loose skin and reduce sagging.
10. Effective treatment for oil acne to reduce swelling, inflammation and scar.
11. Improve poor metabolism, poor circulation, and sallow and dull skin color.

## Skin Rejuvenation

### Functions

1. Tighten skin, reduce inflammation and kill bacteria.
2. Relieve acne and sensitive skin.
3. Nourish the skin and promote the growth process of cells.
4. Accelerate blood circulation and help skin care product absorption.
5. Soothe and calm skin and help with breakouts.
6. Repair skin and help it return to its natural state.
7. Brightens skin tone and improves collagen reproduction.
8. Enhance skin resistance and immunity.

### Applicable Range

1. Those with dry skin.
2. Those with sensitive skin or who is prone to redness, swelling, heat, pain and itching.
3. Those with dull, pigmentation, uneven, and dull skin.
4. Those with dry and fine skin lines.
5. Those with acne skin and inflammation.
6. Those with poor skin absorption and metabolism, or whose skin is lack of nutrition.

## Inapplicable Range

1. Those with cardiovascular and cerebrovascular diseases, or 3 “H”s (hypertension, hyperglycemia, hyperlipidemia) diseases.
2. Those with severe skin allergy, pustule, and ulceration.
3. Those with skin diseases and infectious diseases.
4. Those with metal inside their body(pacemaker, steel plate, metal teeth, etc.).
5. Those with skin lesions, inflammation and other local disease signs.
6. Those who are during pregnancy or menstruation.
7. Those with skin trauma or wound.
8. Those who had just undergone plastic surgery or padding.

## Notes after Operation

1. Use sun protection, and avoid exposing under the sun after the treatment.
2. Avoid touching, scratching, bucking the treated area, etc
3. Apply more masks to infuse moisture to the skin, prevent dryness and speed up metabolism.
4. Don't change skincare products too often.
5. Make sure to remove your makeup before going to bed.
6. Avoid high temperatures.

## Part II

### 1. Detailed Operation



Machine Interface




Time



Energy





Start, stop



Working mode



Pausing mode



Time Adjustment



Energy Adjustment



Start/stop

## 2. Technical Parameters

Power Supply Output : 66V

Power : 30W

Wavelength of Red Light : 630nm-635nm

Wavelength of Blue Light : 465nm-470nm

Wavelength of Green Light : 597nm-577nm

Wavelength of Purple Light : 455nm-350nm

Wavelength of Orange Light : 590nm-600nm

Wavelength of Turquoise Light : 455nm-350nm

Frequency of Microcurrent Machine : 50uA~1000uA

### 3. Safety Precautions

Please consult your doctor or professionals before using the device if you have the following symptoms:

1. Those who are during pregnancy, lactation, menstruation or recovering from surgery.
2. Those with hypertension, heart disease, diabetes, severe thyropathy, malignant tumor.
3. Those with skin disease, infectious disease or having an allergic reaction.
4. Those whose wounds have not healed and who are recovering from the operation.
5. Those with severe large varicose veins and tumor.
6. Those who are having an allergic reaction or those with hypersensitive skin.
7. Those who had just undergone liposuction.

### 4. Dos and Dont's

1. Apply essence evenly before operation to avoid any discomfort.
2. Avoid wearing metal objects, including jewelries.
3. Avoid direct sun light after treatment and always apply sunscreen.
4. Avoid using on fragile body parts such as ears, eyeballs, throat, etc.
5. It is forbidden to use on those with heart disease, hypertension, infectious skin disease, and who's allergic to electric current.
6. Wait for 3 months or full recovery before using the device for those who had undergone plastic surgery or implant; or wait for 1 month after using the device before any plastic surgeries.
7. Move the probe tightly against the skin with even pressure to avoid any uneven lighting.
8. Start with low energy level, than add up slowly to avoid any discomfort.
9. Turn off the machine after operating to sustain its long life expectancy.
10. Clean the instrument and probe with normal saline after operation to ensure its cleanliness and hygiene and prolong its service life.
11. Place the machine where it's dry and ventilated; avoid direct sun light, high temperature and water.
12. Turn off the machine and unplug it after operation.
13. Please avoid direct eye contact with the light when the operator's not wearing goggles.
14. Close eyes, put on goggles or cover eyes with cotton dabbed in water while operating.
15. The minimum operation time is 10 min; avoid operating on eyeballs during the

process.

16. This instrument is of maintenance type, which can be operated frequently without dependence.

17. Select the light suitable for your own skin during operation, or select all the light and cycle the irradiation.

## 5. Troubleshooting & Solutions

**1. The instrument can't start and the key lamp on the back of the instrument doesn't work?**

A. Ensure that the power cord is connected to a working power outlet.

B. Ensure the fuse tube on the back of the instrument is not loose or being burnt.

**2. The buttons on the machine stop responding?**

A. Turn off the machine and reboot.

B. Take off the probe and install it again.

**3. The probe is too hot to touch?**

A. Check if gel or cream is applied before the operation.

B. Check if there's burning.

C. Check if the operation time is too long.

## 6. FAQs

**1. Q: How long before I can start seeing results/effects of Bio microcurrent face lift machine with LED photon therapy ?**

A: It varies from person to person based on each person's skin quality and the frequency of use. If you have done so in accordance with the course of treatment, the improvement of the skin will be seen within a month or so. For acne skin, the occurrence of acne will be reduced, and current acne will be seen as visibly less. For sensitive skin, redness and swelling will be improved after a month, and the chance of skin sensitivity will be reduced. Long-term usage will make the skin return to normal state. For pigmented skin, after one to two months of use, the skin tone will become brighter, dull skin will become shiny, and the absorption rate of the skin will become higher, which will delay the appearance of skin wrinkle and sagging.

**2. Q: Does Bio microcurrent face lift machine with LED photon therapy harm eyes?**


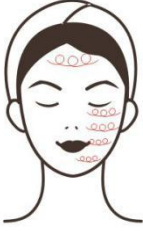
A: These lights are part of high purity spectrum, and bioluminescence is very

beneficial to the restoration of eye cell activity. Clinical medicine uses red light to treat eyeball congestive conjunctivitis, glaucoma and children vision correction, amblyopia and presbyopia, visual impairment, etc., so it won't cause any harm to eye vision. Nevertheless, to reduce discomfort with light, try to avoid looking directly at the light with eyes.

## 7.Packing List

- 1 x Microcurrent Machine
- 1 x Microcurrent Machine Probe
- 1 x Holder
- 2 x Fuse Wire
- 1 x Power Cord

## 8.Operational Diagrams

Parameter Adjustment	Product	Techniques	Diagrams
<b>Skin Rejuvenation: 60 min, 3-5 times/week</b>			
<p>Microcurrent energy level: 20%-80%</p> <p>Photon light: Red/blue (varies on a individual basis)</p> <p>Mode: Have all lights twinkle at the same time/ have one light twinkle/ have one light stay on</p>	<p>Makeup remover+ Face wash+ Base facial mask+ Essence+ Ultrasoun d+BIO &amp; Photon Treatment +Facial mask</p>	<ol style="list-style-type: none"> <li>1. Remove makeup, 5 min.</li> <li>2. Apply (e.g. hydrating, restorative, cleaning, whitening or deep hydrating aqua mask) base mask, 10 min.</li> <li>3. Wash face clean, 2 min.</li> <li>4. Brace skin with ultrasonic probe in circles to lift and infuse (e.g.hydrating, restorative, whitening)essence into skin, 5-8 min.</li> <li>5. Brace skin and move the BIO&amp;Photon device in</li> </ol>	<p>Technique 4</p>  <hr/> <p>Technique 5</p> 

		<p>small circles or stay on certain treatment spots (with 7 lights to choose from), around 10 min.</p> <p>6. Apply facial mask, (meanwhile it's also recommended to do stamping technique with BIO+Photon probe), 15 min.</p> <p>7. Remove facial mask and wash your face clean, 2 min.</p> <p>8. Apply toner, essence, cream and sunscreen.</p>	
<p><b>Suggested Treatment:</b>  10 treatments account for one full course. One treatment soothes skin and make it return to normal state, also helps with absorption of skin care products. After one full course, skin is brightened and moisturized. Two courses enhances the effects and help accelerates metabolism and blood circulation of skin. Three courses consolidates the effects and help restore a natural healthy sate, and regain the balance of skin.</p>			