

Your satisfaction, my pursuit

User Manual

YH-5401

MYCHWAY®



Tel : 86-189 4875 5929

Fax : 86-755-8636 8550

Email : sales@mychway.com

Http : //www.mychway.com

Address : RM406,F4,#6 bldg,zhongxin Industry city,Chuangye Rd,Nanshan Distr,Shenzhen,China 518054

Chinese Shenzhen mychwayTechnology Co., Ltd.

<http://www.mychway.com>

Preface

Dear users:

Welcome to choose our latest product YH-5401, which is multi frequency radio frequency technology, negative pressure and low frequency ultrasonic cavitation application integration technology of the latest slimming products. YH-5401, is the instrument of professional beauty, need to be trained operators hand operation if not the proper use of this instrument has the potential to cause adverse effects on the human body, so we hope that any person in the operation of the YH-5401,, the operator first read this manual carefully and strictly comply with the manual inside the guide to operate the equipment.

We believe that our products will bring good benefits for you, our perfect after sale service will make you worry free.

Thank you!

Catalog

Preface

The first part

Unoisetion Cavitation 2.0
Bipolar 3D SMART RF with Vacuum
Quadruple&Bipolar 3D SMART RF w/Photon
Sextupole 3D SMART RF with Vacuum&Photon
Photon

The second part

Function&Paramters&Package Including Operation

Unoisetion Cavitation 2.0

Unoisetion Cavitation 2.0 is offering a new treatment which we believe can potentially replace traditional cavitation. Unoisetion customers can get results they are satisfied with, without having to undertake buzzing and noise in ears

Benefits can include:

A. SAFETY

Unoisetion New Cavitation Technology--Annoying noise in ears caused by cavitation will be reduced 3 times,the clinical data indicated, more comfortable weight loss experience for you

B INTELLIGENCE

Intelligence frequency adjustment technology can adjust the frequency according to the temperature of the derma during fat dissolve, people will not feel very hot during treatment, it is comfortable warm

C LONG WORKING LIFE TIME OF PROBES

As we all know,more hotter the cavitation head, more shorter life time for cavitation head, so about 10 times working time can be prolonged by this new intelligence frequency adjustment technology and resulted in much money can be saved

D BETTER VISIBLE EFFECT

On the other hand, the output power will be enhanced and its effective result can be seen fast

E. DIGITIZATION CALIBRATION

unoisetion utilizes the intelligent calibration technology what means it can adjust the frequency during whole treatment and calibratethe error of frequency by itself to

Bipolar 3D SMART RF with Vacuum

make the result of body shape more effective(3 times as long as normal cavitation) and the handles' lifetime will be 10 times more than normal cavitation

The use of bipolar SMART RF(radio frequency) with an associated vacuum device allows for precise deep dermal heating of the collagen followed by collagen remodeling. It has been successfully used in clinical trials for the treatment of rhytides and skin laxity.The heat generated by passing RF energy through the skin shrinks dermal collagen and promotes the formation of new collagen.The vacuum suction element confines the heating effect between two RF treatment electrodes for greater specificity. The treatment head is connected to a vacuum pump that draws the skin between two parallel sets of electrodes located in the tip. High frequency electrical (SMART RF) current is passed through the skin. A flat surface delivers current more efficiently, so suction induced skin deformation provides an effective contact. As such, the SMART RF treatment depends somewhat on the thickness and coarseness of the skin in the target area. This mechanism induces mechanical stress on fibroblasts, leading to collagenesis and possibly a more dramatic improvement of the acne scar.

This YH-5401 has been cleared for marketing by the FDA and is intended for use in the non-invasive treatment of wrinkles and rhytides. This study evaluates the use of this bipolar RF device with vacuum for the noninvasive, non-ablative treatment of facial acne scars.

Features:

- 1 Discomfort during treatment was minimal and adverse effects were limited to mild and temporary erythema.
- 2 The bipolar SMART RF with vacuum devices appears to be a safe and effective method for reducing mild to moderate facial acne scars.

3 The technology that vacuum folds skin makes SMART RF energy penetrate a specific folded skin, greatly improve effect and safety, even for the

upper eyelid area treatment.

4 The synergistic combination of mechanical stress and conducted SMART RF energies increase the oxygen intracellular diffusion by heating the skin result in refresh skin

5 Vacuum leads SMART RF penetration to be even 5-15 mm. At the same time, Vacuum mechanical tissue manipulation nips and stretches fibrillar connective tissue, effectively breaks down subcutaneous fat as well as extruded capillary vessel, Increase lymphatic drainage, promotes metabolism and reduces or shrinks the size of the actual fat chamber and greatly improved body contouring effect.

This RF face eyes' around treatment is aimed at further forcing the excretion of triglycerides and skin tightening with Quadruple or Bipolar 3D SMART RF & Photon High-power 3D SMART Quadruple & Bipolar RF (radio frequency) currents preferentially and intensively heat the sub-dermis (where cellulite is located), exerting a triple slimming/tightening effect on the cellulite tissues. Specifically, these currents:

A- Immediately shorten the existing collagen fibers, thereby offering an immediate skin tightening/lifting effect.

B- Stimulate the fibroblasts to produce new collagen and elastic fibers, thereby offering a separate skin tightening effect.

C- Stimulate the adipocytes to release fat into the bloodstream and physically damage a number of them (adipocytes are very "fragile" cells, in comparison to fibroblasts or other tissue cells).

Sextupole 3D SMART RF with Vacuum & Photon

YH-5401 combines the mechanism of advanced 3D SMART RF energy and vacuum therapy and Photon that work with the body's natural regeneration process to deliver safe and efficient treatments for cellulite, body contouring and tightening of the skin.

Unlike any other normal RF vacuum system, YH-5401 is powered by 3D SMART RF technology featuring AUTOMATICALLY, INTELLIGENT, CONTROL SYSTEM that simultaneously RF energy output and Photon Therapy, with the ability to deliver safe and effective treatments with SUPERIOR treatment CONTROL, PRECISION TARGETING and BROADER DERMAL PENETRATION for maximum results in minimal time.

Simultaneously, the unique vacuum therapy and photon therapy maximizes the penetration of 3D SMART RF energy in the treatment area and also increases local blood circulation, stimulates lymphatic drainage and assists in the shrinkage of fat cell volume.

Sextupole 3D SMART RF with vacuum & photon assists in the Metabolism of Large Fat Granules previously ruptured by cavitation in treatment of Unoisetion Cavitation 2.0 4OK

The dermis and subcutaneous layer are heated simultaneously forcing collagen fibers to contract. The contracting fibers pull and tighten the skin, creating an immediate effect. Fibroblasts' metabolism increases, producing new collagen fibers leaving a long term effect.

Most of the Sextupole 3 D SMART RF energy enters into the deeper dermal layer, causing the dermal layer of skin to thicken, decreasing wrinkle depth, leaving the skin firmer with contour lifted.

The original collagen protein becomes strengthened to increase the new collagen

Photon

protein as a result of the radio frequency stimulating the skin

Red Light(650-730nm):

Stimulate the production of collagen. Collagen is the essential protein used to repair damaged tissue and to replace old tissue. Best for fine lines, reduce pore size., swollen after surgery

Function

Unoisetion Cavitation 2.0 4OK Function

- Instant Inch-Loss
- Non-Invasive Fat Removal | Cellulite Reduction
- Body Sculpting | Slimming Treatments

SMART RF (radio frequency) Function

- Reduce fine lines and wrinkles
- Lift, tone and brighten the face
- Tighten the skin on the underarms and legs
- Reduce cellulite
- Contour and tighten post-pregnancy tummy
- Treatment on face, neck, hands, knees etc

Parameters

Power supply Input:100V-240V

Power :<=190W

Unoisetion 4OK cavitation Head:

Frequency:40KHz

Power:15W

Sextupolar Vacuum 3D Smart RF for body w/Photon

Frequeuncy:1MHz

Power:50W

Vacuum: <-80kPa

Pressure: >250kPa

Air flow: >10L/minute

Noise level: <70dB (30cm away)

3D Smart Bipolar RF w/Photon for eye area

Frequeuncy:1MHz

Power:10W

Red Wavelength:650 - 730 nm

Package Including

1 x Host

1 x Unoisetion Cavitation 2.0 Probe

1 x Bipolar 3D SMART RF with Vacuum for Face

1 x Bipolar 3D SMART RF Probe with Photon for Eye Area

1 x Quadrupole 3D SMART RF Probe with Photon for Face

1 x Sextupole 3D SMART RF Probe with Vacuum &Photon

1 x Power Supply Cord

1 Before operation

1.1 Please connect all parts well

1.2 Please connect power cord with power supply



Welcome

Operation

Function & Parameters & Package Including

1.5 Please click anywhere ,then u will enter the function screen below

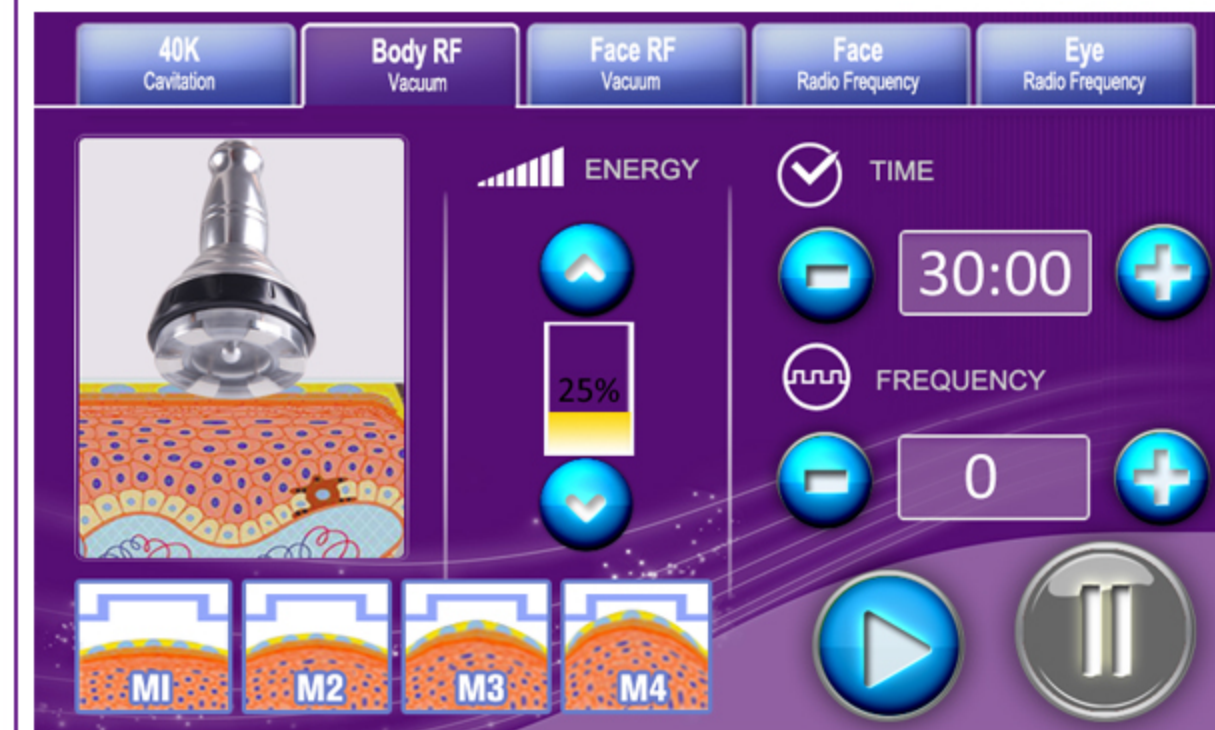


2 Unoisetion 4OK Cavitation

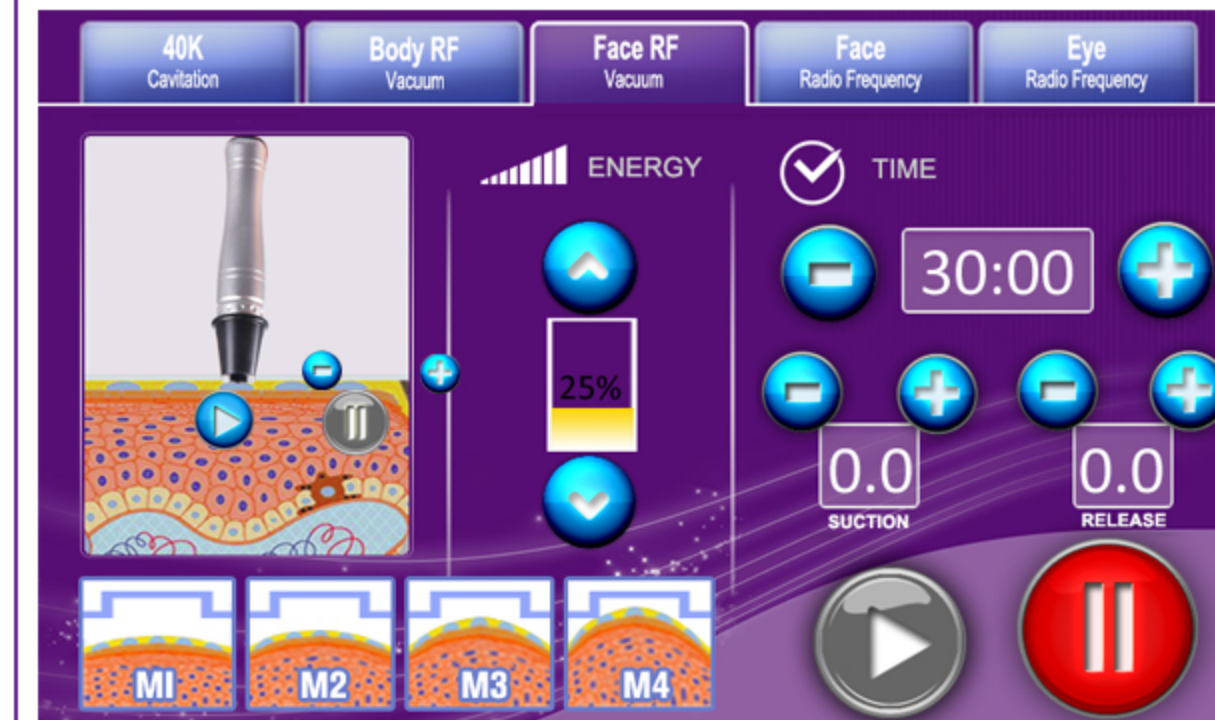
- 2.1 Please press button then login unoisetion 4OK cavitation function display
- 2.2 Please click 30:00 to set working time
- 2.3 Please click and to increase or decrease the ENERGY
- 2.4 Please click M1 M2 to chose working model, M1 means continuous working, M2 means pulse working mode, please chose the most comfortable mode upon your feeling.
- 2.5 Please click and to start or pause function.









3 Body RF vaccum

- 3.1 Press button then login Body RF Vacuum operation display
- 3.2 Please click 30:00 to set working time.
- 3.3 Please click and to choose the FREQUENCY 1,2,3,4 and 5. Besides, the frequency 1 means only sucking all the time.
- 3.4 Please click and to increase or decrease the ENERGY.
- 3.5 Please click M1 , M2 , M3 , M4 to choose the model.
- 3.6 Please click and to start or pause function.









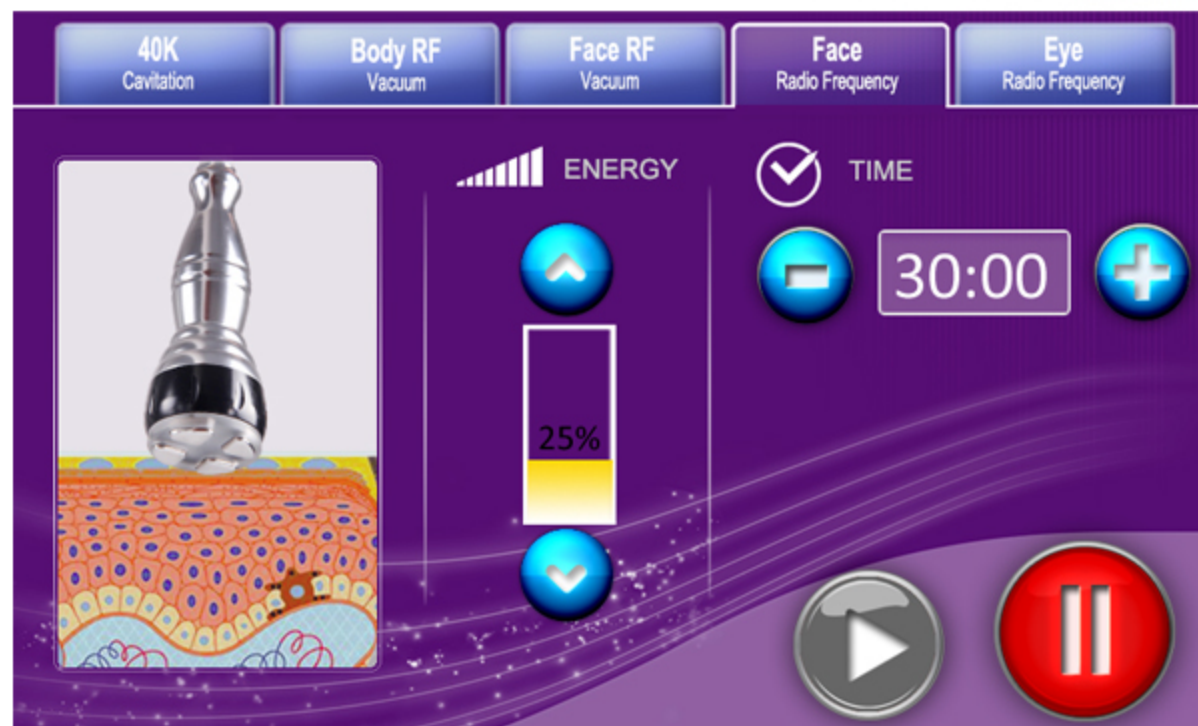
4 Face RF vaccum



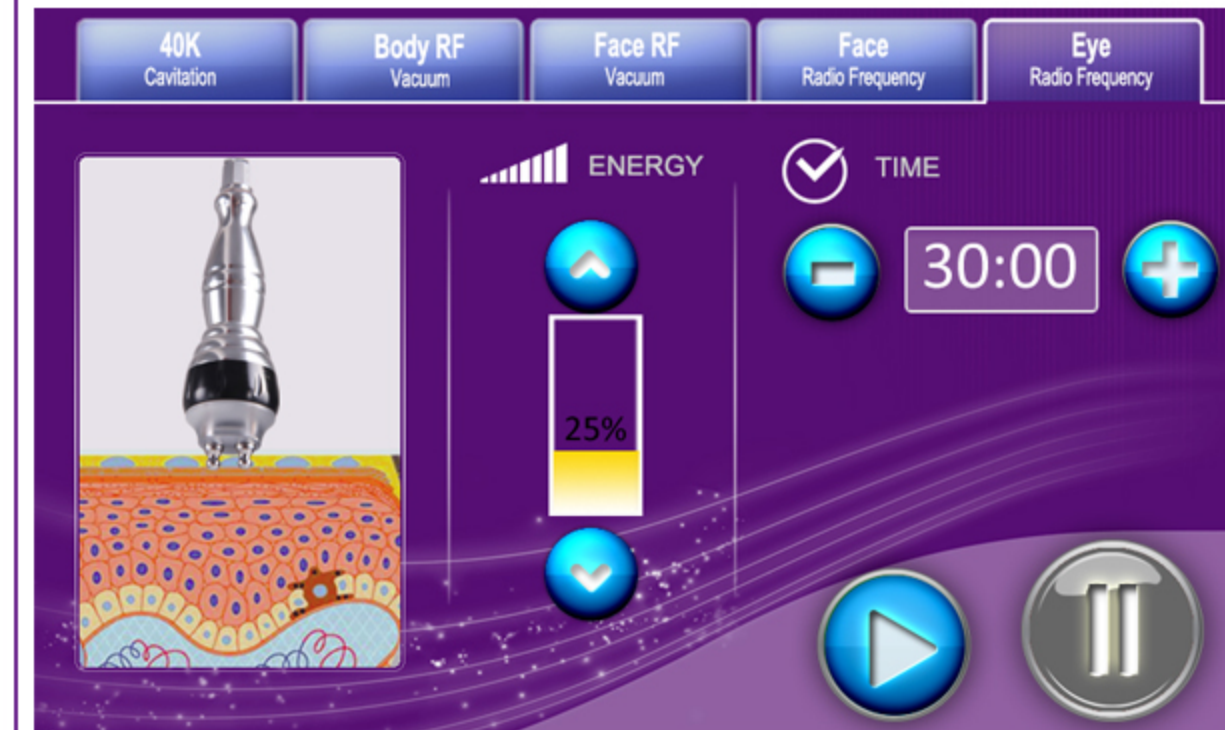
- 4.1 Please press  button then login unoisetion 4OK cavitation function display
- 4.2 Please click  to set working time
- 4.3 Please click  and  to increase or decrease the ENERGY
- 4.4 Please click   button to set the time for suction and release
- 4.5 Please click  and  to start or pause function.







5 Face Radio Frequency

- 5.1 Press  button then login Face Radio Frequency operation display
- 5.2 Please click  to set working time.
- 5.3 Please click  and  to increase or decrease the ENERGY.
- 5.4 Please click  and  to start or pause function.



6 Eye Radio Frequency



- 6.1 Press  button then login Face Radio Frequency operation display
- 6.2 Please click  to set working time.
- 6.3 Please click  and  to increase or decrease the ENERGY.
- 6.4 Please click  and  to start or pause function.

Treatment time×

I Abdomen, thigh, buttock, arms slimming

Please clean the skin and then put the ultrasound gel on the treatment area, then turn on the machine, set the time and energy. Please set the energy from low to high to get the best comfortable temperature, then follow this steps:

- 1, Please use the Body RF Vacuum head 5 mins
- 2, Please use the unoisetion 4Ok cavitation head 15-30min
- 3, Please use the Body RF Vacuum head 10-15min

Work time: 2-3 times / week

II Face, eyes around, neck skin lifting

Skills

Please clean the skin and then put the rf gel on the treatment area, then turn on the machine , set the time and energy, pls set the energy from low to high to get the best comfortable temperature, then follow this steps:

- 1,use face radio frequency head for face for 25-30 min
 - 2, use face rf vacuum head for face for 15-20min
 - 2, use eye radio frequency head for eye around for 25-30min
- Work time: 2-3 times/ week

BUTTOCKS

ILLUSTRATION of OPERATION

FACE

Treated time: 30 minutes

1. Massage the mandible center in circles to produce deep heat.
2. Massage lower jaw in lines.



3. Massage the triangle zone of both sides of the face in circles.



4. Massage from jaw to angulus oris to ear in lines.

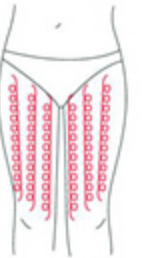
THIGH

Treated time: 30 minutes

- 1.From down to upper, pushing to the groin to dredge the lymph.



- 2.From down to upper, circling push by anticlockwise can help decomposing fatness.



- 3.Also can push by come-and-go to decompose fatness.



- 4.Pull from the knee and muscle texture to upper, can improve the curve.



Treated time: 20 to 30 minutes

1. Along the lymph direction, pulling to the waist.



2. From upper to down, by anticlockwise gesture, pull come-and-go.

3. Along the muscle of arm, pull up to lift and tight the muscle.



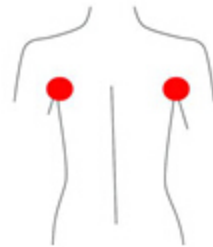
BACK

Treated time: 20 to 30 minutes

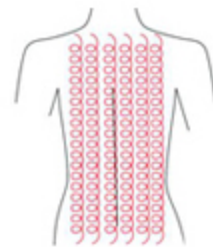
1. First by come-and-go, pushing the bladder nerve 2 to 3 times.



2. Circling by anticlockwise to stimulate the underarm lymph node.



3. On the back, by anticlockwise circling, can help to decompose the fatness.



4. Using lymph drainage gesture, pull the toxin to the lymph node, can help improving the back curve.



ARM

Treated time: 30 minutes

1. From the inner elbow to the armpit doing lymph drainage.



2. Circling to stimulate the lymph node.

3. By anticlockwise or come-and-go pushing, decomposing the fatness.



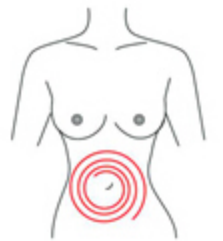
3. By anticlockwise or come-and-go pushing, decomposing the fatness.



Abdomen

Treated time: 20 to 30 minutes

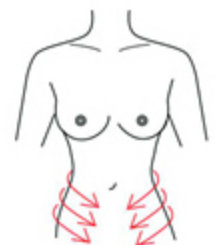
1. From small to large, by clockwise direction, circling around the navel, can help peristalsis of the large intestine.



2. From small to large, by anticlockwise direction, circling push down.



3. From the belly and muscle texture, pull to the groin.



Notice

4. Through lymph drainage gesture, taking the toxin to the place of groin.



Notice:

1. Be sure to use the special ultrasonic gel.
2. Avoid knocking the us head.
3. For avoiding burning the head, during operation, please prepare enough ultrasonic gel.
4. Don't stay in one place, avoid treating on the bone.
5. Don't use disinfectant product to disinfect the us head. We suggest the wet cotton or dry towel enough.
6. Check the machine power cord if it is connected well.
7. If the machine will not use for a long time, please switch off it, and power off.
8. Please take off all metal decoration from the operator and patient's body.
9. If continuous using 1 hour, please pause the machine about 10 minutes, then using again.
10. During the operation, be sure not to accept other treatment.