

Tel: 86-15012486303 Fax:86755-8636 8550

Email: sales@mychway.com Http://www.mychway.com

Add: RM406, F4, #6 Bldg, zhongxin Industry city, Chuangye Rd, Nansha Distr, Shenzhen, China
518054

Unoisetion+ Quadrupole RF Vacuum +Sextupolar+Bipolar+Quadrupolar 3D RF

Model: YH-53D3



Part one Introduction

1. 1 Unoisetion Cavitation 2.0 40K

Many people has the experience of unbearable ring or noise sound in ears,it is the normal cavitation,our professional research teamhas overcome this problem and the buzzing noise has reduced yet after years of study,It is called cavitation 2.0 unoisetion technology

Its advantages are as following

a. Safety

Unoisetion New Cavitation Technology--Annoying noise in ears caused by cavitation will be reduced 3 times,the clinical data indicated, more comfortable weight loss experience for you

b. Intelligence

Intelligence frequency adjustment technology can adjust the frequency according to the temperature of the derma during fat dissolve, people will not feel very hot during treatment, it is comfortable warm

c , Long working life time

As we all know,more hotter the cavitation head, more shorter life time for cavitation head, so about 10 times working time can be prolonged by this new intelligence frequency adjustment technology and resulted in much money can be saved

d. Better treatment effect

On the other hand, the output power will be enhanced and its effective result can be seen fast

e. Digitization calibration

unoisetion utilizes the intelligent calibration technology what means it can adjust the frequency during whole treatment and calibratethe error of frequency by itself to make the output frequency keep the same frequency as before,in this way, the unoisetion cavitationwill make the result of body shape more effective(3 times as long as normal cavitation) and the handles' lifetime will be 10 times more than normal cavitation

1. 2 Quadrupole RF with Vacuum

YH-53D3 combines the mechanism of advanced 3D RF energy and vacuum therapy that work with the body's natural regeneration process to deliver safe and efficient treatments for cellulite, body contouring and tightening of the skin.

YH-53D3 is powered by 3D RF technology featuring AUTOMATICALLY ,INTELLIGENT,CONTROL SYSTEM that simultaneously RF energy output and Photon Therapy ,with the ability to deliver safe and effective treatments with SUPERIOR treatment CONTROL, PRECISION TARGETING and BROADER DERMAL PENETRATION for maximum results in minimal time.

Simultaneously, the unique vacuum therapy maximizes the penetration of 3D RF energy in the treatment area and also increases local blood circulation, stimulates lymphatic drainage and assists in the shrinkage of fat cell volume.

Quadrupole 3D RF with vacuum & photon assists in the Metabolism of Large Fat Granules previously ruptured by cavitation in treatment of Unoisetion Cavitation 2.0 40K

1. 3 3D RF

Tel: 86-15012486303 Fax:86755-8636 8550

Email: sales@mychway.com Http://www.mychway.com

Add: RM406, F4, #6 Bldg, zhongxin Industry city, Chuangye Rd, Nansha Distr, Shenzhen, China
518054

a, Effective

The 3D RF energy output reaches ultimate results rather than normal RF
This designed tip of different sizes are respectively suitable for face and body treatments.

b, Comfortable

RF energy release rate is adjustable, and increase the treatment comfort.
Carefully selected RF energy frequency can greatly reduce stimulation to nerve fiber.

c, Economical

Treatment tips can be used limitless within its lifespan
The equipment has few consumables.

1.4 Here Is the Sketch of the Sockets for the Machine



Part Two Function & Parameters & Package Including

Unisetion Cavitation 2.0 40K Function

- Instant Inch-Loss
- Non-Invasive Fat Removal | Cellulite Reduction
- Body Sculpting | Slimming Treatments

Tel: 86-15012486303 Fax:86755-8636 8550

Email: sales@mychway.com Http://www.mychway.com

Add: RM406, F4, #6 Bldg, zhongxin Industry city, Chuangye Rd, Nansha Distr, Shenzhen, China
518054

SMART RF (radio frequency) Function

- Reduce fine lines and wrinkles
- Lift, tone and brighten the face
- Tighten the skin on the underarms and legs
- Reduce cellulite
- Contour and tighten post-pregnancy tummy
- Treatment on face, neck, hands, knees etc

Parameters

Power supply Input:100V-240V
Power :190W

Uoisetion 40K Cavitation Head
Frequency:40KHz
Power:15W

Sextupolar 3D RF for Body
Frequeuncy:1MHz
Power:50W

Quadrupole RF with Vacuum
Frequeuncy:1MHz
Power:50W

Vacuum: <-80kPa
Pressure: >250kPa
Air flow: >10L/minute
Noise level: <70dB (30cm away)

Quadrupole 3D RF for face
Frequeuncy:1MHz
Power:30W

3D Bipolar RF
Frequeuncy:1MHz
Power:10W

Package Including

Tel: 86-15012486303 Fax:86755-8636 8550

Email: sales@mychway.com Http://www.mychway.com

Add: RM406, F4, #6 Bldg, zhongxin Industry city, Chuangye Rd, Nansha Distr, Shenzhen, China
518054

- 1 x Host
- 1 x Uoisetion 40K Cavitation Head
- 1 x Sextupolar 3D RF Head
- 1 x Bipolar 3D RF Head
- 1 x Quadrupolar 3D RF Head
- 1 x Quadrupole RF with Vacuum Head
- 1 x Holder
- 1 x Power Supply Cord (Both 110v and 220v voltage (frequency: 50/60Hz) version are available. Also we stock the USA, UK, AU, EU plug to suit for the country all over the world.)

Part Three Operation


3.1 Before operation

- 1.1 Please connect all parts well
- 1.2 Please connect power cord with power supply
- 1.3 Run on the machine
- 1.4 Then will be enter this screen below



3.2 40K Unoisetion



- 2.1 Press  button then login 40k unoisetion function display, please see the following:

Tel: 86-15012486303 Fax:86755-8636 8550

Email: sales@mychway.com Http://www.mychway.com


Add: RM406, F4, #6 Bldg, zhongxin Industry city, Chuangye Rd, Nansha Distr, Shenzhen, China
518054




2.2 Please click  to set working time.

2.3 Please click  to decrease or increase the ENERGY,

Please adjust the energy from 1 to 9 gradually to select the comfortable mode in case of burning your skin.

2.4 Please click  to chose working model.

Then you can see there are mode A and B, when you turn to mode A, u can feel the 40K head vibrate continuously. And when mode B, u can feel the 40K head vibrate discontinuously.


2.5 Please click  to start or pause function.

3.3 Quadrupole RF Vacuum


3.3.1 Press  button then login Quadrupole RF Vacuum operation display



3.3.2 Please click  to set working time.


3.3.3 Please click  to decrease or increase the ENERGY.

Please adjust the energy from 1 to 9 gradually to select the comfortable energy in case of burning your skin.

3.3.4 Please click  to chose working model.

There are mode A and mode B, when turn to mode A, can u feel the energy reach gradually to your settings, it's for normal use. When turn to mode B, then u can feel the energy to your settings right away. it's for professional beauty persons usage, as you can see it requires more professional skills.

3.3.5 Please click  and  to adjust the suction and release. Pls choose the best mode as needed.

3.3.6 Please click  to start or pause function.

3.4 Sextupole 3D RF

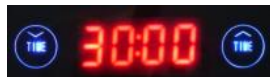
Tel: 86-15012486303 Fax:86755-8636 8550

Email: sales@mychway.com Http://www.mychway.com

Add: RM406, F4, #6 Bldg, zhongxin Industry city, Chuangye Rd, Nansha Distr, Shenzhen, China
518054



3.4.1 Press button then login Sextupole RF operation display.




3.4.2 Please click to set working time.



3.4.3 Please click to increase or decrease the ENERGY.

Please adjust the energy from 1 to 9 gradually to select the comfortable energy in case of burning your skin.



3.4.4 Please click to chose working model.


There are mode A and mode B, when turn to mode A, can u feel the energy reach gradually to your settings, it's for normal use. When turn to mode B, then u can feel the energy to your settings right away. it's for professional beauty persons usage, as you can see it requires more professional skills.

Tel: 86-15012486303 Fax:86755-8636 8550

Email: sales@mychway.com Http://www.mychway.com

Add: RM406, F4, #6 Bldg, zhongxin Industry city, Chuangye Rd, Nansha Distr, Shenzhen, China
518054




3.4.5 Please click  to start or pause function.

【Kind Attention: when using Sextupole 3D RF head, pls put the RF head totally close to your treatment skin, then you can see the light will be on. If not, the light will be keep off, then will be no effect.】

3.5 Quadrupole RF



3.5.1 Press  button then login Quadrupole Radio Frequency operation display



Tel: 86-15012486303 Fax:86755-8636 8550

Email: sales@mychway.com Http://www.mychway.com

Add: RM406, F4, #6 Bldg, zhongxin Industry city, Chuangye Rd, Nansha Distr, Shenzhen, China
518054

3.5.2 Please click  to set working time.

3.5.3 Please click  to increase or decrease the ENERGY

Please adjust the energy from 1 to 9 gradually to select the comfortable energy in case of burning your skin.

3.5.4 Please click  to chose working model.

There are mode A and mode B, when turn to mode A, can u feel the energy reach gradually to your settings, it's for normal use. When turn to mode B, then u can feel the energy to your settings right away. it's for professional beauty persons usage, as you can see it requires more professional skills.


3.5.5 Please click  to start or pause function.

3.6 Bipolar Eye Radio Frequency

3.6.1 Press  button then login Eye Radio Frequency operation display.




3.6.2 Please click  to set working time.

3.6.3 Please click  to increase or decrease the ENERGY

Please adjust the energy from 1 to 9 gradually to select the comfortable energy in case of burning your skin.

3.6.4 Please click  to chose working model.

There are mode A and mode B, when turn to mode A, can u feel the energy reach gradually to your settings, it's for normal use. When turn to mode B, then u can feel the energy to your settings right away. it's for professional beauty persons usage, as you can see it requires more professional skills.

3.6.5 Please click  to start or pause function.

Tel: 86-15012486303 Fax:86755-8636 8550

Email: sales@mychway.com Http://www.mychway.com

Add: RM406, F4, #6 Bldg, zhongxin Industry city, Chuangye Rd, Nansha Distr, Shenzhen, China
518054

Part Four Treatment time and times

1) Abdomen, thigh, buttock, arms slimming

Please clean the skin and then put the ultrasound gel on the treatment area, then turn on the machine, set the time and energy. Please set the energy from low to high to get the best comfortable temperature, then follow this steps:

- 1, Please use the Sextupole head 5 mins
- 2 , Please use the unoisetion 40k cavitation head 15-30min
- 3 , Please use the Quadrupole RF Vacuum head 10-15min

Work time: 2-3 times/ week

2) Face, eyes around ,neck skin lifting

Please clean the skin and then put the rf gel on the treatment area, then turn on the machine , set the time and energy, pls set the energy from low to high to get the best comfortable temperature, then follow this steps:

- 1,use face radio frequency head for face for 25-30 min
- 2,use eye radio frequency head for eye around for 25-30min

Work time: 2-3 times/ week

PART FIVE Illustration of Operations

FACE

Treated time: 30 minutes

1. Massage the mandible center in circles to produce deep heat.
2. Massage lower jaw in lines.



3. Massage the triangle zone of both sides of the face in circles.
4. Massage from jaw to angulus oris to ear in lines.



THIGH

Treated time: 30 minutes



1. From down to upper, pushing to the groin to dredge the lymph.
2. From down to upper, circling push by anticlockwise can help decomposing fatness.



www.mychway.com



3. Also can push by come-and-go to decompose fatness.
4. Pull from the knee and muscle texture to upper, can improve the curve.

Treated time: 20 to 30 minutes

1. Along the lymph direction, pulling to the waist.



2. From upper to down, by anticlockwise gesture, pull come-and-go.



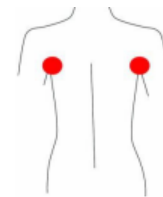
3. Along the muscle of arm, pull up to lift and tight the muscle.

BACK

Treated time: 20 to 30 minutes

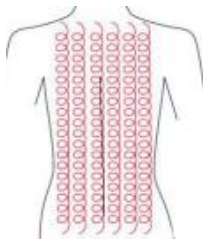


1. First by come-and-go, pushing the bladder nerve 2 to 3 times.



2. Circling by anticlockwise to stimulate the underarm lymph node.

3. On the back, by anticlockwise circling, can help to decompose the fatness.



4. Using lymph drainage gesture, pull the toxin to the lymph node, can help



improving the back curve.

ARM

Treated time: 30 minutes

BACK SIDE

1. From the inner elbow to the armpit, doing lymph drainage.
2. Circling to stimulate the lymph node.
3. By anticlockwise or come-and-go pushing, decomposing the fatness.
4. From the elbow to the oster, doing tightening gesture.



www.mychway.com

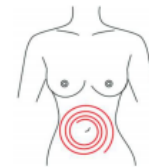
Facade

1. From the elbow to the oster, doing tightening gesture.

Abdomen

Treated time: 20 to 30 minutes

1. From small to large, by clockwise direction, circling around the navel, can help peristalsis of the large intestine.



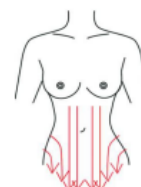
2. From small to large, by anticlockwise direction, circling push down.



3. From the belly and muscle texture, pull to the groin.



4. Through lymph drainage gesture, taking the toxin to the place of groin.



Attention:

1. Pregnant women or women during in menses.

Tel: 86-15012486303 Fax:86755-8636 8550

Email: sales@mychway.com Http://www.mychway.com

Add: RM406, F4, #6 Bldg, zhongxin Industry city, Chuangye Rd, Nansha Distr, Shenzhen, China
518054

2. Epileptic.
3. Patients with malignancy.
4. Patient whose wound after operation has not healed up.
5. Acute inflammation or epidemical patients.
6. Whom with heart diseases or with heart pacemaker.
7. Who with kidney (gall-stone) disease.
8. Who was embedded metal object or silica gel.
9. Who in menses, birth control period, emiction incontinence period, or accepting the belly operation.
10. Whose body always takes much inner hot.
11. Who has the genetic hypersensitivity.

Notice:

1. Be sure to use the special ultrasonic gel.
2. Avoid knocking the us head.
3. For avoiding burning the head, during operation, please prepare enough ultrasonic gel.
4. Don't stay in one place, avoid treating on the bone.
5. Don't use disinfectant product to disinfect the us head. We suggest the wet cotton or dry towel enough.
6. Check the machine power cord if it is connected well.
7. If the machine will not use for a long time, please switch off it, and power off.
8. Please take off all metal decoration from the operator and patient's body.
9. If continuous using 1 hour, please pause the machine about 10 minutes, then using again.
10. During the operation, be sure not to accept other treatment.