

# Glamour Slimming System

CAVITATION +VACUUM+LASER MULTIPOLE RF+LASER

Manual



Thanks for using our company's products, in order to fully make use of the products, we sincerely suggests follow:

- ◆◆Please read the instruction in detail and keep it well for further reading and consulting.

- ◆◆Please follow the instruction to fit and operate the machine.
- ◆◆Please do not remove and change any accessories of the machine.
- ◆◆It forbids others to open and remove the mainframe except the authorized people in the company.
- ◆◆It forbids others to change and maintain the machine except the professional people.
- ◆◆Please contact us if there is any trouble during operation.

## Working principal

### wave fat system

With collective strong sound wave head, strong sound wave of 40KHZ may be emitted to vibrate fat cells at top speed and produce numerous vacuum air pockets inside and outside the fat cells, robustly impact fat cells to generate introverted blast and disintegrate triglyceride into glycerol and free fatty acids. Then RF waves at frequency of 1M HZ is used for exhausting the integrated glycerol and free fatty acids through hepatoenteral circulation. Finally, vacuum RF and energy electrode are used for positioning and tightening fat. In physics, it is known as "cavitation". Micropore introverted blast inside and outside cell may lead to enhanced molecular motion and a higher energy level and this will finally cause fat cell rupture and thereby achieve the effects of body building and losing weight.

### SKETCH OF THE CONTROL PANEL



Click on the picture of the corresponding the handle enter the operation interface

## Instrument Function and Treatment Principles

### Functions

For Body

- Eliminate excess fat, fat burning, sculpture, perfect curve
- Body lymphatic drainage and promote blood circulation
- Explode fat cell and dissolve stubborn cellulite.
- Removal excess fat of arm, thigh, waist and hip, shape the body lines, prevention of relaxation
- Improve stretch marks; strengthen the elasticity of tissue fibroblasts.
- Body Shaping: lift and tighten arms, thighs, sculpture waist and abdomen where relaxation after pregnant, cellulite improvement.

For Face

- Whitening and anti-dullness
- Skin tightening and lifting, reduces thin wrinkles

- Expel the extra toxin and resolve the pigment and stain
- Restores derm tonification and elasticity
- Lymph drainage for face and reshapes the silhouette
- Improves skin texture and removal eyes' sagging
- Immediate lifting effect revitalized skin and uplifted eye-contour area
- Powerful solution against environmental stressors

For Eyes' Around

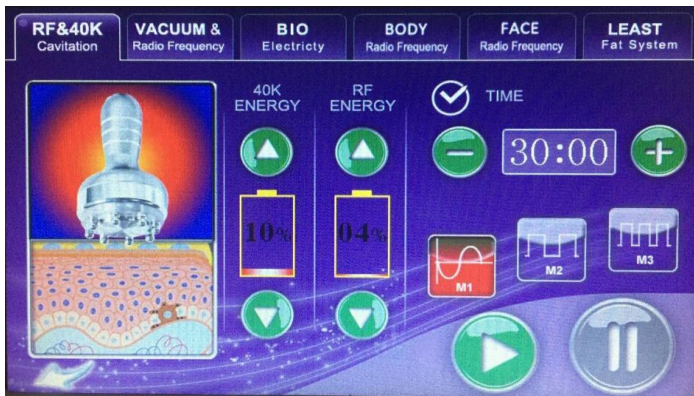
- Improvement in circulation
- Compact skin, shrink pores and eye puffiness
- Eliminate wrinkles, dark circle, eye pouches
- Make the skin smooth and delicate, flexibility

## 1、 BODY RF



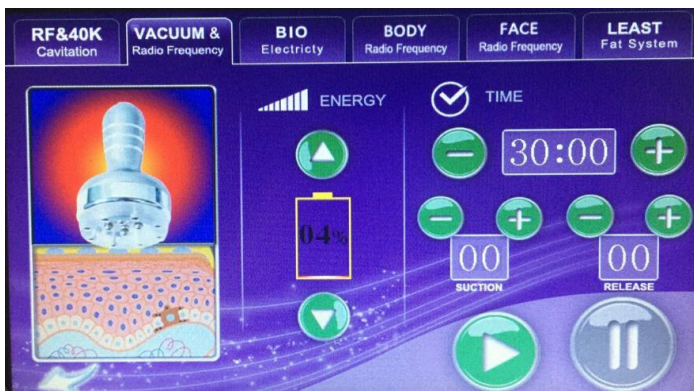
Being integrated with the most advanced RF technology and radio frequency, the instrument may directly reach the deep-seated fat body and have the excellence of targeted positioning RF. In the fast-active state, fat cell tissue may generate friction heat, increase local temperature and remove excess fat and toxin from the body through sweat gland, enterohepatic circulation and lymph and ultimately achieve the effect of dissolving fat. With controlled depth technology, inlaid diamond particles of different sizes may rub skin along its pattern, adjust suction strength by means of vacuum draw and rub with negative pressure strong force to directly explode thick fat. Thus, the effects are very obvious: Enhance blood circulation, accelerate the decomposition of fat, take away wastes, enhance the effect of removing cellulite, effectively improve the state of areolar tissue, remove stubborn fat and improve the sufficient absorption condition of diet products.

### 2.40K Strong force explosion fat and fat removal



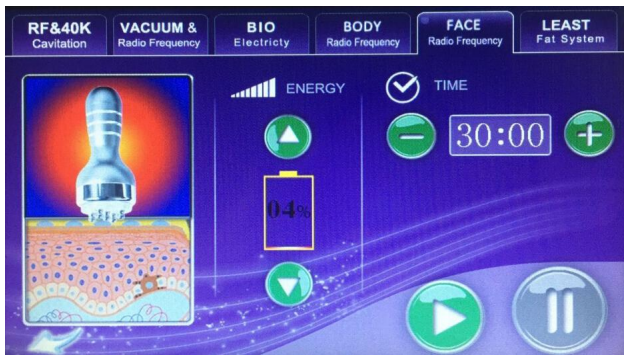
Strong sound wave explosion fat head With collective strong sound wave head, strong sound wave of 40000HZ may be emitted to human body for impacting fat cells fiercely and causing friction motion between fat cells. This may cause effective consumption of calories and moisture in fat cells and reduce the size of fat cells. What's more, sound wave vibration may cause fierce impact of fat cells to make them be exploded instantaneously, reduce the amount of fat cells and thereby achieve the effects of removing fat.

### 3. Vacuum RF



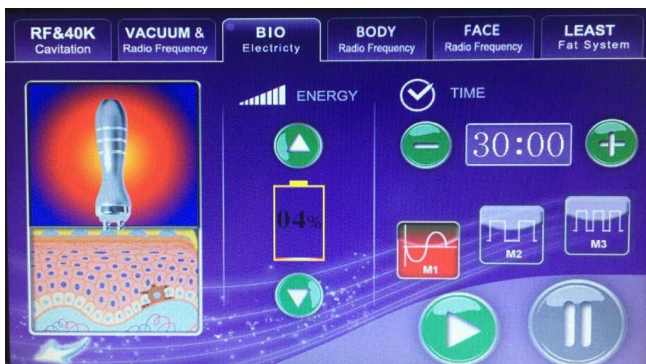
For body and face re-shaping. Weight loss Vaccum+RF fat explosion machine can promote tissue metabolism,repel the cellulite, which make fat granule in different depths and shocking make fusion energy, and the deepest receptor can get granule in 3CM thick of skin, and rapid expansion and the rapid heating of the cell wall that exceed the elastic limits and arises cells broken, so that the combustion of fatty acids at the same time broken out of a pot, not only the burning consumption of fatty acids but also more directly emptying so rapidly reduce the size of granule

### 4. face RF



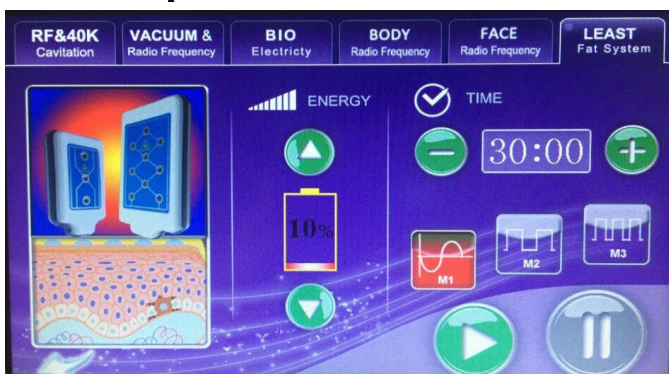
The innovative Multipolar RF technology with full lamination can effectively reduce the loss of energy during the delivering and can simultaneously heat up the dermis layer and adipose layer, which could tighten skin and eliminate wrinkle. Moreover, it is helpful for fat burning and body shaping. As proved by scientific clinical test for far, Multipolar RF is recognized as the safest and the effective way to tighten skin, eliminate wrinkle, burn fat and shape body at the same time, making you more pretty and charming

## 5. BIO



Stick to enhance :use of positive and negative mico-current activation energy release skin cells, so that rapid synthesis of fibroblasts collagen, elastic skin revert to original compact, the causing the skin to stimulate the muscle tension is increased, thereby gradually eliminate wrinkle, prevent skin aging, restoring skin elasticity, facial improvement.

## 6. Diode Lipo Laser



emits low levels of laser energy, which creates a chemical signal in the fat cells, breaking down the stored triglycerides into free fatty acids and glycerol and releasing them through channels in the cell membranes. The fatty acids and glycerol are then transported around the body to the tissues that will use them during metabolism to create energy. This process of fatty acid release is a natural response of the body when the body needs to use stored energy reserves, thus it is not creating any unnatural reaction in the body nor does it affect or damage any surrounding structures such as skin, blood vessels and peripheral nerves. A period of exercise post treatment will ensure the complete metabolism and thus elimination from the body of the freed fatty acids

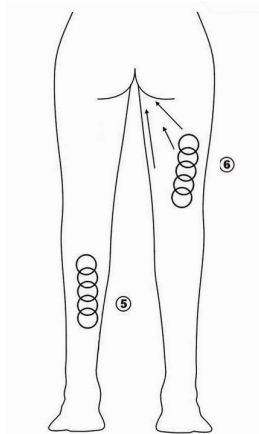
This 5mw lipo laser system can adopt light to penetrate skin deep level to stimulate metabolism in result in keep result after slimming treatment Tied laser board band at the site of the need to lose weight, make laser for 20 minutes.

### Caution for using RF

1. Beautician should wear insulated gloves during operation.
2. Do not wear any aglet, both for the beautician and the users.
3. The electrode probe must be fully in contact with skin.
4. Do not make the RF electrode stay on any part without moving. Keep it moving on skin slowly.
5. Skin around eyes and forehead is very thin, the RF output intensity should be relatively weakened.
6. Do not contact skin with unipolar when using of bipolar, tripolar, hexapolar RF work head otherwise it will produce pulse discharge, gel paste etc. Products like gel maybe evaporated into a mist.

### Using Guidance

1. Operation schematic drawing of 40K cavitation explode work head  
Massage the fat of thigh in circles

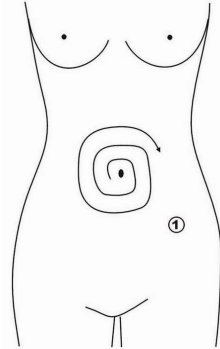




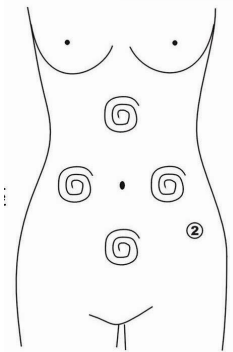
2. Operation schematic drawing of sextupole RF laser work head for body

Waist and abdomen care (25minutes, 2-3 days/time)

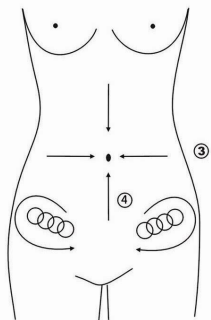
① Massage to navel as center and gradually expanding the range



② Massage chest nest, both sides of former abdomen and below the navel (into diamond) from inside to outside in circles.

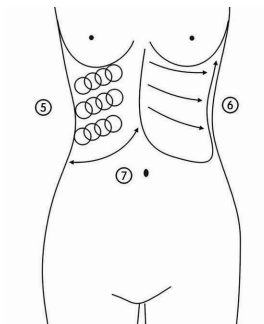


③ Concentrated the fat from 4 directions to navel as center.

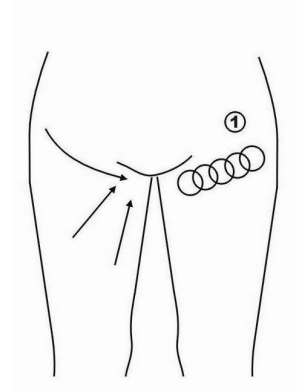


④ Massage from end of pelvis to groin in circles.

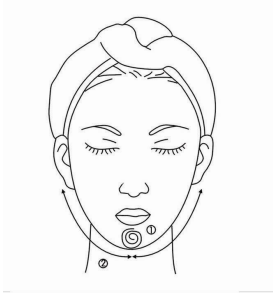
⑤ Massage from inner rib to outer edge in circles.



- ⑥ Massage back and forth from inner rib to outer edge in straight line
  - ⑦ Lift Hip and the lower part of the body care (30minutes, 2-3days/time) used the  $\Phi$ D50mm probe
- Concentrated the fat to groin in circles or straight line. ng from inner rib to outer edge after massage.



3. Operation schematic drawing of Tripolar RF work head for face
- ① Massage the mandible center in circles to produce deep heat.
  - ② Massage lower jaw in lines.



- ③ Massage the triangle zone of both sides of the face in circles.
- ③ Massage from jaw to angulus oris to ear in lines.
- ④ Massage from jaw to angulus oris to ear in lines.



**Forbidden**

- 1. Pregnant women or women during in menses.
- 2. Epileptic
- 3. Patients with malignancy.
- 4. Patient whose wound after operation has not healed up.

5. Acute inflammation or epidemical patients.
6. Whom with heart diseases or with heart pacemaker..
7. Whom with kidney (gall-stone ) disease.
8. Who was embedded metal object or silica gel.
9. Who in menses, birth control period, emiction incontinence period, or accepting the belly operation.
10. Whose body always take much inner hot.
11. Who has the genetic hypersensitivity.

#### NOTICE

1. Be sure to use the special ultrasonic gel.
2. Avoid knocking the us head.
3. For avoiding burning the head, during operation, please prepare enough ultrasoinc gel.
4. Don' t stay in one place, avoid treating on the bone.
5. Don' t use disinfectant product to disinfect the us head. We suggest the wet cotton or dry towel enough.
6. Check the machine power cord if it is connected well.
7. If the machine will not use for a loing time, please switch off it, and power off.
8. Please take off all metal decoration from the operator and patient' s body.
9. If continuous using 1 hour, please pause the machine about 10 minutes, then using again.
10. During the operation, be sure not to accept other treatment.