

WL-HK201

Cryolipolysis freeze User&Training Manual



Cryolipolysis Safety Guidelines

The Following information is provided for the correct utilization of Cryolipolysis system.the Infirmination includes not only the accident protection regulations the products comply with, but also the effective prearding proper use of the products.

1)Electric safety regulation

The EMC Directive 89/336/EEC amended by 92/31/EC& 93/68/EECEN55015:2000+A1+A2/LUM200704025/EMCEN61000-3-2:2000+A2/LUM200704025/EMCEN61000-3-3:1995+A1+A2/LUM200704025/EMCEN61547:1997+A1/LUM200704025/EMC

2)Material ROHS test2002/95/EC

Restriction of use of certain Hazardous

Substance in Electrical&electronics Equipment/ROHS.

3)Electromagnetic radiation safety regulation LVD/EN60601-1:2006/AGC10430904GZ05E3EMC/EN60601-1-2:2001+A1:2006/AGC10430904GZ05E1

WL-HK201

Cryolipolysis freeze

User&Training Manual

Cryolipolysis technology

As triglyceride in fats will be converted into solid in particular low temperatures. It uses advanced cooling technology to selectively target fat bulges and dissolve fat cells through a gradual process that does not harm the surrounding tissues, reduce unwanted fat, When fat cells are exposed to precise cooling, they trigger a process of natural removal that gradually reduces the thickness of the fat layer. And The fat cells in the treated area are gently dissolved through the body's normal metabolism process, to dissolve unwanted fat.



What areas can be treated with Cryolipolysis systems?
Belly, waist, thigh, calf, buttocks.

What areas forbid treated with Cryolipolysis systems?
The Face

How many treatments should I need?

1time in one week, total 10-15times

One area in body max 2times treatment

After 25-30days can see the result

WL-HK201

Cryolipolysis freeze

User&Training Manual

1.Product Information

APPLICATION

- *Cool-sucpting liposcution
- *Fat freeze fat reducing

PARAMETER

- *2handle
- One for body
- One for Armrest and upper leg
- *Display:8.0 inch Touch display
- *Voltage:110V or 220V
- *Power:500W
- *Cooling device output temperature:0,-5,-10degree
- *Vacuum pressure:0-100Kpa
- *Cooling system:Wind+water+semiconductor
- *Certifications:CE/ROHS
- *Package size:110*65*65cm
- *Weight:91kg
- *Free part:funnel,Antifreeze membrane



WL-HK201

Cryolipolysis freeze


User & Training Manual

2. Installation Alignment and operation procedures

2.1 Open the Package and checking all parts, fix the handle holder on machine.



Fix the pole in back of machine by screw



Fix the holder up the pole by screw, Handle holder

Put the water
Overflow
When the water out of
Overflow, means water
is full.



When put the water inside machine
Need let the handle position lower than
machine socket level.
It is better for water running.

Handle

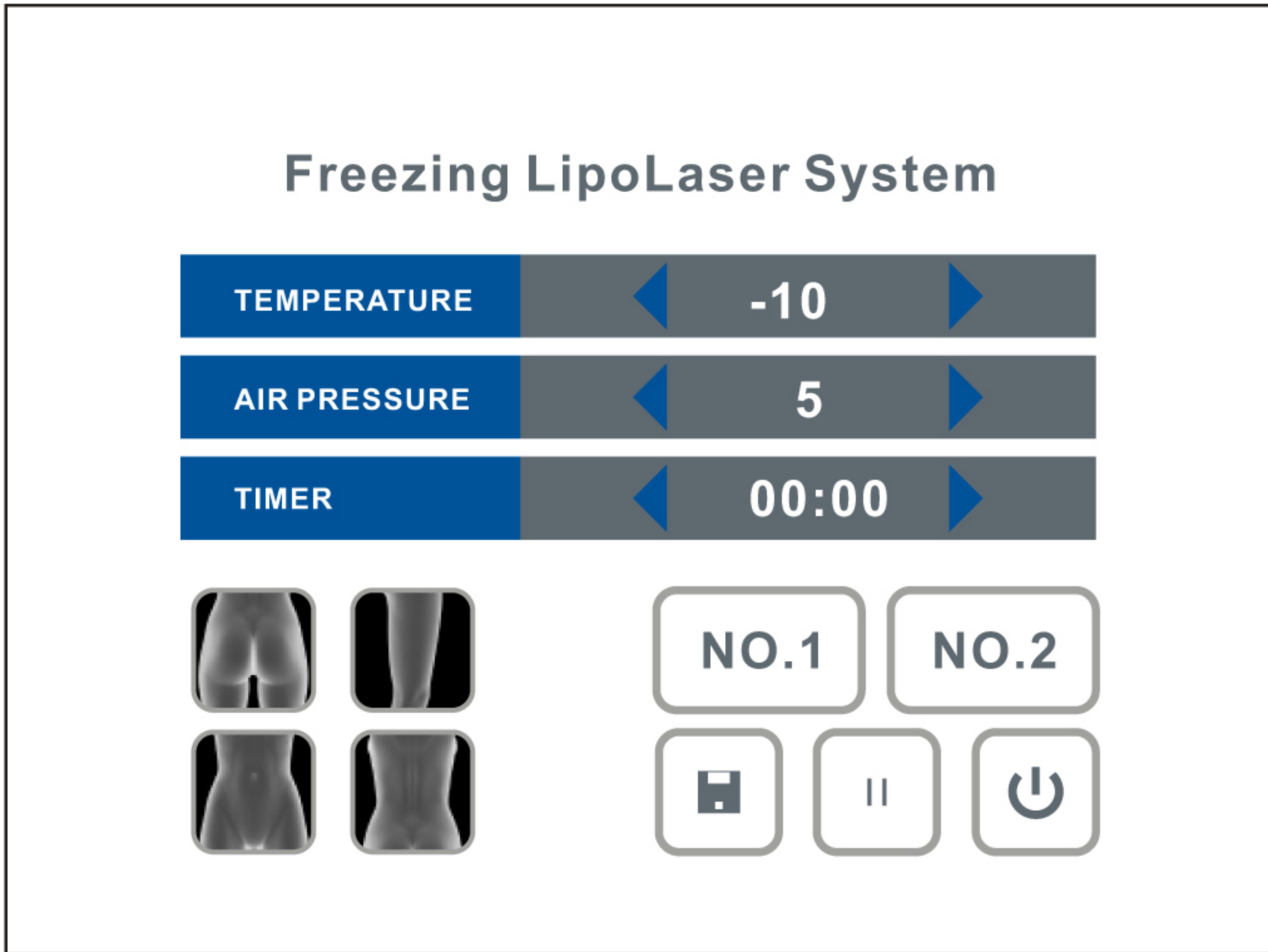
WL-HK201

Cryolipolysis freeze

User&Training Manual

2.Installation Alignment and operation procedures

2.2 Operate interface



Temperature:0,-5,-10degree

Air Pressure:3Level

Timer:60Minutes




Auto Program

 Memory the parameter

 Pause

 ON/OFF



NO.1 Handle1 for body or big area treatment

NO.2 Handle2 for leg or armrest treatment

2. Installation Alignment and operation procedures

2.3 Treatment Setting

2.3.1. 30-60 minutes for each part (depending on thickness of fat and health status).

2.3.2. You can only treat cellulite part by part, for example, to dissolve cellulite of the entire waist, you need to complete several courses. (Please do not treat more than two parts of body in the same course of treatment).

2.3.3. Take another cooling procedure at the same position 2 months after the first course, which can reduce the extra fat layer thickness, twice treatment, can enhance the effect of cryolipolysis, but not recommended to accept treatment repeatedly at random.

2.3.4. The cryolipolysis treatment designed for localized hypertrophic fat accumulation area, physical healthy people, but not suitable for overall obesity. Treatment mainly for a particular part, such as waist fat, belly and back, and other local cellulite. Treatment is not omnipotent and can not cure obesity, it can not replace liposuction or other invasive therapies. A Substantial weight loss should be through a balanced diet and do regular exercise, cryolipolysis treatment can only be carried out for extra fat.

2.3.5. Proposed use of clinical parameters.

0 degree [default 45 minutes] is recommended for treatment part with less fat.

-5 degree [default 45 minutes] is recommended for treatment parts with moderate fat.

-10 °C [default 45 minutes] proposed operated by professionals and for the part with much fat.

WL-HK201

Cryolipolysis freeze

User&Training Manual

2. Installation Alignment and operation procedures

2.4 .Treatment Process

2.4.1. Contact all parts and electric, then turn on machine.

2.4.2. Put the Skin Antifreeze on body.

Qualified antifreeze should be used during the treatment, that avoid frostbite when temperature lower to the 0 to -40 degree.



2.4.3. Put the handle on body for treatment.



635nm Diode laser

3. PRINCIPLE

Frozen fat dissolving technology is gradually absorbed the subcutaneous fat calories. Fat cells temperature are reduced to zero degrees Fahrenheit, or they will be frozen. Low temperature can kill fat cells without affecting the skin or muscle. The death of fat cells followed by the liver is discharged in vitro.

WL-HK201

Cryolipolysis freeze

User&Training Manual

6. Our Cavitation Device superiority

6.1. Whole ABS Plastic Mould.

6.2. System can memory the parameter

6.3. It does not present any contagious risk.

6.4. Real Diode laser inside, improve the effect.

6.5. Two Style hand for different area treatment.

We Are Looking for Sale agent over the world.

