


929

3 In 1 Slimming Machine

Manual

Functions Include:

- 1- Multi-polar RF (Tripolar, FACE RF, BODY RF)
- 2- Vacuum
- 3- 40K Cavitation



Warning

Thanks for using our company's products, in order to fully make use of the products, we sincerely suggests follow:

- ◆◆Please read the instruction in detail and keep it well for further reading and consulting.
- ◆◆Please follow the instruction to fit and operate the machine.
- ◆◆Please do not remove and change any accessories of the machine.
- ◆◆It forbids others to open and remove the mainframe except the authorized people in the company.
- ◆◆It forbids others to change and maintain the machine except the professional people.
- ◆◆Please contact us if there is any trouble during operation.

Working principal

wave fat system

With collective strong sound wave head, strong sound wave of 40KHZ may be emitted to vibrate fat cells at top speed and produce numerous vacuum air pockets inside and outside the fat cells, robustly impact fat cells to generate introverted blast and disintegrate triglyceride into glycerol and free fatty acids. Then RF waves at frequency of 1M HZ is used for exhausting the integrated glycerol and free fatty acids through hepatoenteral circulation. Finally, vacuum RF and energy electrode are used for positioning and tightening fat. In physics, it is known as "cavitation". Micropore introverted blast inside and outside cell may lead to enhanced molecular motion and a higher energy level and this will finally cause fat cell rupture and thereby achieve the effects of body building and losing weight.

SKETCH of the CONTROL PANEL



Click on the picture of the corresponding the handle enter the operation interface

Instrument Function and Treatment Principles

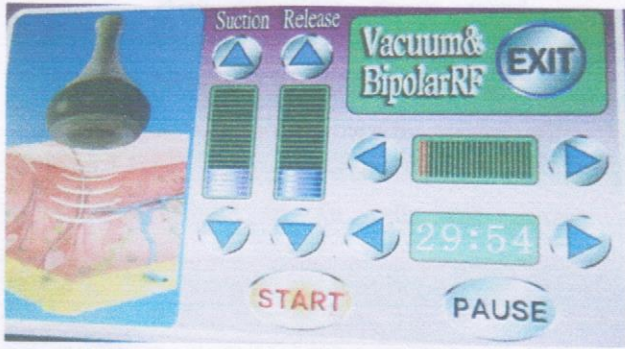
1. Vacuum Bipolar RF handle

Dissolve fat, lymphatic drainage, firm skin and enhance skin elasticity




Body-shaping Equipment adopts the most advanced high-speed turbine negative pressure technology, and innovative three-dimensional conversion technology, combining with microcomputer chip controlled patent roller axis, and has an anti-geocentric attract effect on the skin.

Attracting and outspreading the fibrillar connective tissue of different cortexes, through the rhythmic massage and effectively break down subcutaneous fat and reduce cellular tissue accumulation of fat, use of the patents to massage deeply roller different parts of the body, bring up fat layer in dermis, curium and subcutaneous, and release micro-vascular lymphatic vessels at the same time, promoting metabolism and to make fat cells in a passive movement to fat acids, even within the cells of toxins, also to be eliminated from lymphatic system in vitro, the detoxication enhance the fuction of as many as four times. Can be done manually or any other instruments can not achieve the perfect results. At the same time, skin is more elastic and luster. It is the "healthy body sculpture management" expert



2. BODY RF handle



Being integrated with the most advanced RF technology and radio frequency, the

instrument may directly reach the deep-seated fat body and have the excellence of targeted positioning RF. In the fast-active state, fat cell tissue may generate friction heat, increase local temperature and remove excess fat and toxin from the body through sweat gland, enterohepatic circulation and lymph and ultimately achieve the effect of dissolving fat. With controlled depth technology, inlaid diamond particles of different sizes may rub skin along its pattern, adjust suction strength by means of vacuum draw and rub with negative pressure strong force to directly explode thick fat. Thus, the effects are very obvious: Enhance blood circulation, accelerate the decomposition of fat, take away wastes, enhance the effect of removing cellulite, effectively improve the state of areolar tissue, remove stubborn fat and improve the sufficient absorption condition of diet products.




3. 40Khz Ultrasonic handle




Strong sound wave explosion fat head

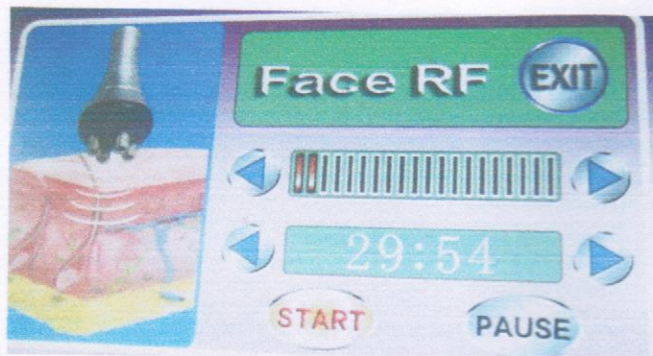
With collective strong sound wave head, strong sound wave of 40KHZ may be emitted to human body for impacting fat cells fiercely and causing friction motion between fat cells. This may cause effective consumption of calories and moisture in fat cells and reduce the size of fat cells. What's more, sound wave vibration V may cause fierce impact of fat cells to make them be exploded instantaneously, reduce the amount of fat cells and thereby achieve the effects of removing fat.



4. FACE RF handle --Facial wrinkle elimination, tightening and lifting



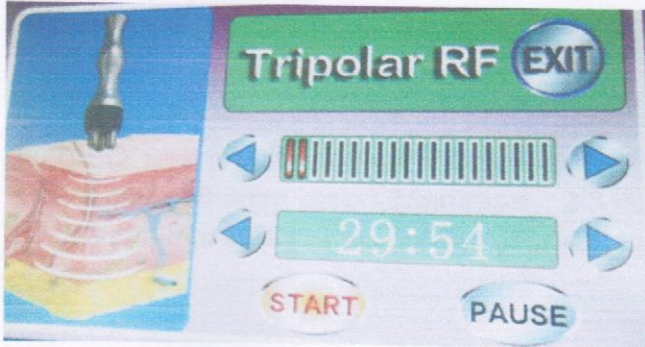
A capacitive coupling electrode is used for transmitting radio-wave energy and generating an electric field for entering into subcutaneous tissue through the skin surface. In the high-frequency of 450kHz, this electric field changes its polarity for 450,000 times per second. To reply to the rapid change in electrode, directions of electrical particles the skin are also changed. By this time, natural electric resistance in the subcutaneous tissue moves and generates heat energy. As the papillary dermis collagen may immediately shrink when the temperature is within the range from 60 to 70 Celcius degree, after wrinkle treatment, client may immediately sense the skin tightening effects as it is being lifted and firmed. When collagen is produced continuously, thickness and density of the skin papillary dermis may be increased to remove wrinkles, eliminate scars, restore skin elasticity and gloss and make it be blonde and smooth. While collagen is increased, fresh skin is generated in the position of operation and wrinkles are removed by large amount of cells. In addition, when cortex without elasticity or that with thick horny layer in the area with wrinkles is separated, surrounding skin will also be renewed.



5. Tripolar facial handle



Stick to enhance rejuvenation: use of positive and negative micro-current activation energy release skin cells, so that rapid synthesis of fibroblasts Collagen, elastic skin revert to the original compact, the skin causing t the skin to stimulate the muscle tension is increased, thereby gradually eliminate wrinkles, prevent skin aging, restoring skin elasticity, facial improvement.



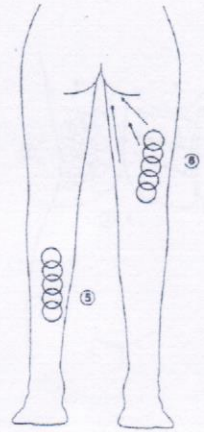
Caution for using RF

1. Beautician should wear insulated gloves during operation.
2. Do not wear any aglet, both for the beautician and the users.
3. The electrode probe must be fully in contact with skin.
4. Do not make the RF electrode stay on any part without moving. Keep it moving on skin slowly.
5. Skin around eyes and forehead is very thin, the RF output intensity should be relatively weakened.
6. Do not contact skin with unipolar when using of bipolar, tripolar, hexpolar RF work head otherwise it will produce pulse discharge, gel paste etc. Products like gel maybe evaporated into a mist.

Using Guidance

1. Operation schematic drawing of 40K cavitation explode work head

① Massage from end of pelvis to groin in circles.



② Massage from inner rib to outer edge in circles

Massage the fat of thigh in circles

2. Operation schematic drawing of sextupole RF laser work head for body

Waist and abdomen care (25minutes, 2-3 days/time)

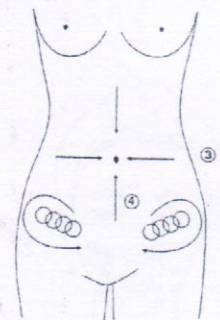
① Massage to navel as center and gradually expanding the range



② Massage chest nest, both sides of former abdomen and below the

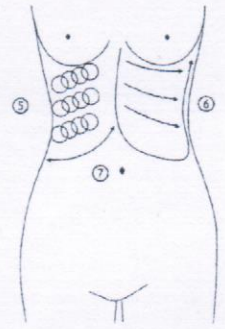


navel(into diamond) from inside to outside in circles.



③ Concentrated the fat from 4 directions to navel as center.

- ④ Massage from end of pelvis to groin in circles.

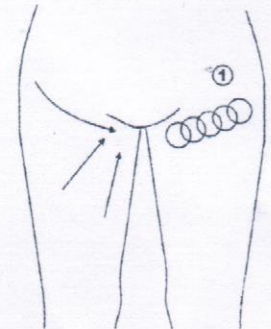


- ⑤ Massage from inner rib to outer edge in circles.

- ⑥ Massage back and forth from inner rib to outer edge in straight line

- ⑦ LiftiHip and the lower part of the body care (30minutes, 2-3days/time) used the Φ D50mm probe

Concentrated the fat to groin in circles or straight line. ng from inner rib to outer edge after massage.



3. Operation schematic drawing of Tripolar RF work head for face

- ① Massage the mandible center in circles to produce deep heat.



- ② Massage lower jaw in lines.

- ③ Massage the triangle zone of both sides of the face in circles.

- ③ Massage from jaw to angulus oris to ear in lines.



- ④ Massage from jaw to angulus oris to ear in lines.

ADVERTION

1. Pregnant women or women during in menses.
2. Epileptic
3. Patients with malignancy.
4. Patient whose wound after operation has not healed up.
5. Acute inflammation or epidemical patients.
6. Whom with heart diseases or with heart pacemaker..
7. Whom with kidney (gall-stone) disease.
8. Who was embedded metal object or silica gel.
9. Who in menses, birth control period, emiction incontinence period, or accepting the belly operation.
10. Whose body always take much inner hot.
11. Who has the genetic hypersensitivity.

NOTICE

1. Be sure to use the special ultrasonic gel.
2. Avoid knocking the us head.
3. For avoiding burning the head, during operation, please prepare enough ultrasoinc gel.
4. Don't stay in one place, avoid treating on the bone.
5. Don't use disinfectant product to disinfect the us head. We suggest the wet cotton or dry towel enough.
6. Check the machine power cord if it is connected well.
7. If the machine will not use for a loing time, please switch off it, and power off.
8. Please take off all metal decoration from the operator and patient's body.
9. If continuous using 1 hour, please pause the machine about 10 minutes, then using again.
10. During the operation, be sure not to accept other treatment.