

ULTRASONIC INSTRUMENT

SR-WD802A

Instruction Manual

Dear customer, thanks for buying our product!
For the best capability and safety, please read this instruction manual before any operation.
Please reserve the instruction manual for future reference.





Brief Introduction:

1. By the high frequency vibration (1MHz-3MHz), generate ultrasonic with strong penetrability. It is a special instrument that could radiate an alternate wave and spread around. It is much stronger than the normal sonic wave, with high frequency, good directivity, strong penetrability and great expandability.
2. Because of the high frequency vibration, it will do soft and micro massage to the skin cells, accelerate the blood circulation, facilitate the metabolism, activate the cells and improve the absorption of nutrition.
3. High frequency micro massage could eliminate the aged cells, expel the toxin and fine the wrinkles. Accompany usage with cosmetic product or medicine, it could treat and improve the skin problems.
4. The frequency of ultrasonic could also generate resonance vibration of the cells, consume the fat and improve water absorbing capacity of cells, rejuvenate the skin and recover the elasticity.

Symptoms could be treated by ultrasonic:

1. Red face
2. Acne
3. Dyschromatosis
4. Chloasma
5. Aestates
6. Under-eye dark circle
7. Swollen eyelid
8. Ichthyosis

Usage:

1. Before using this function, clean the skin where would be treated by cleanser.
2. After cleaning the skin, choose a proper couplant according to the skin condition and disease to achieve the best effect.
3. Connect the power and switch on. Press the Power button, adjust the working time with   buttons under the TIME display frame and the working intensity with   buttons. Press the MODE button to select pulse wave or continuous wave.
4. Select the proper probe by “CHANLE” , L is small probe, R is big handle, small part use the smaller one, large part use the bigger one. Press the “START” button to work
5. While operating, the beautician should hold the probe steadily, rotate slowly and evenly, let the skin have a sufficient ultrasonic treatment.
6. Take the probe away after finishing the treatment, keep the essence on the skin and let it penetrate thoroughly.

Attentions:

1. Patient with angiocardopathy, hemorrhagic disease, wounds and the pregnant woman could not take this treatment.
2. Keep the probes cleans and dry. Do not wash by water, disinfect and clean with cotton, do not drop or hit the probes.
3. Do not let the probes work without any operation, or the machine may get broken.
4. Do not use around the eyeball.
5. Person with hypohepatia, cirrhosis and kidney problem could not use this

machine.

Maintenance Service:

1. The instrument is under warranty for one year except the accessories and the consumables. We would provide maintain service after the warranty period, but payable.
2. If you want to replenish or purchase the consumables and accessories, please contact the distributor for advice.
3. Breakdown cause by human as below is out of our warranty.
 - a. Breakdown cause by dismounting or transforming the instrument by customer himself/herself.
 - b. Breakdown cause by incorrect or unreasonable maintenance.
 - c. Breakdown cause by beating or dropping the instrument.
 - d. Breakdown cause by incorrect operation.
 - e. Damage cause by irresistible disaster like earthquake, fire disaster.
4. Welcome for any comment and suggestion.

Accessories:

Name	Qty
Mainframe	1 pc
Power line	1 pc
Ultrasonic probe	2 pcs