

2-1 LED Photon Therapy 3 Colors RF Radio
Frequency Skin Rejuvenation Lifting

Use manual



Thank you for purchasing SR-TM massager, Be sure to read this instruction manual carefully before use so that you can make full and correct use of your massager. Please keep this manual available for future reference after you have read it through.

Product Introduction



LED Photon

- Bio-Light is an advanced light therapy technology machine from Italy. All system controlled by computer, and all the related information have installed in the machine, customer are easy to read out on the screen. Fast and Convenient! Additional for the touch screen operation, Bio-Light is a absolutely a beauty and high-tech machine.

- Bio-Light consists of four light probes and one light facial mask which spreading over 3, 000 pieces of LED light bulb.

The total power capability over 600 W which twice times than other machine. Thus, of course, the result and rate of treatment must better and faster!

Red Light (650 - 730 nm):



Stimulate the production of collagen. Collagen is the essential protein used to repair damaged tissue and to replace old tissue. Best for fine lines, reduce pore size, swollen after surgery.

Blue Light (430- 450 nm) :



Acne bacteria contains Porphyrins; The blue light is able to kill Porphyrins due to the high affinity with this wavelength. The blue light furthermore has a calming action resulting effective on hypersensitivity.

treatment effect: regulation of skin gland function, improve oily skin, blackheads,acne, etc.;

Application: oily skin.

Green Light (510-530 nm) :



Biological effects: it is a natural color, a neutral and stable effect between the blue and yellow feature;

treatment effect: Balance stability, ease the nerves, lymphatic drainage, eliminate edema.

Calm and balance the skin, treat skin flabby, scar and calm capillaries,ect

Flashing Light:



3 kinds of color flashing at the same time, each light phototherapy promotes the effect of penetration, provides the most effective technologies. For reaching the best effect .

RF

Bipolar molecules are mainly composed of water and some proteins,they can get into deep skin through PSWD from the probes,but it doesn't hurt the cuticle,When the temperature reaches 39 to 40 celsius,the collagen will be shrunk by heat,and then accelerate its production ,The efficacy can go deep into derma 2-2.5mm,increas the activity of collagen makes your skin firm and elastic

PSWD--pulsed short wave uses two types of highfrequency(0.3Hz-0.5Hz) waves to form a uniform electric field in depth skin,stimulate the tissues and then activate the cells

How to Use

Before use

Pls connecting the power cord with the machine,and clean your skin

Process:

1. Pls turn on the machine , chose the "LED SEL." to chose different colors ,



step 1: Chose Green light

Green light is able to Balance stability, ease the nerves, lymphatic drainage, eliminate edema.so please use the Green light first

step 2 :Chose Red light

the red color is stimulate the production of collagen,Best for fine lines,reduce pore size, swollen after surgery,

If the skin is oil type, please use the blue light first then use the green light , after that, Please use the Red light

Please Keep the distance between LED light head and skin above 5 cm, Irradiate skin about 10 minutes, then move from cervix to out canthus to forehead using the lifting method from the bottom up

Work time: 15-30 mins/treatment , 2-4 times/week

2. Pls press the POWER button to turn on the RF function, and press the POWER button set the RF energy, there are 1, 2, 3 and 4 Level for choice (please choose the best comfortable level for use according to different body and skin condition)

Please clean the skin and put the essence or serum on skin, then use the head push skin and move slowly from cervix to out canthus to forehead using the lifting method from the bottom up

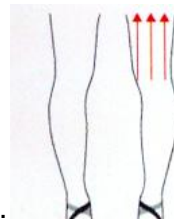
Work time: 15-30 mins/treatment , 2-4 times/week

Operating steps

1. The leg(front):10 minutes



(1) From middle to two sides, it can activate skin.




(2) From down to upper push, lift the skin.

(3) From down to upper circling push,



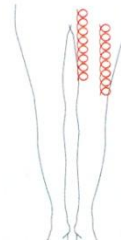
Stimulate the production of collagen.

2. The leg (behind):10 minutes



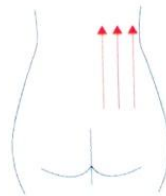
(1) From down to upper push, lift the skin.

(2) From down to upper circling push, Stimulate the production of collagen.

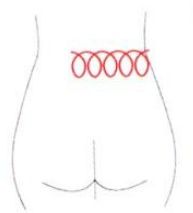


3. The waist: 10 minutes

(1) From down to upper push, lift the skin.



(2) From left to right push or from right to left . Stimulate the production of collagen.



4. The arm: 5 minutes

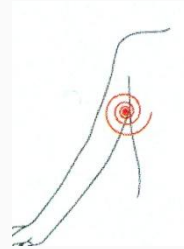
(1) From down to upper push, lift the skin.



(2) From down to upper circling push, Stimulate the production of collagen.



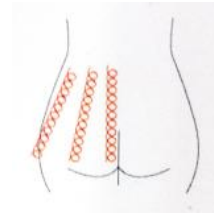
(3) Outward from the arm looped, promote the effect of light, whitening, tender



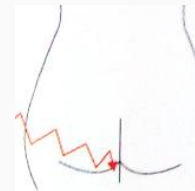
skin .

5.The hip: 5 minutes

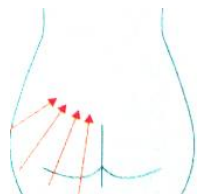
(1) From down to upper circling push, active the skin.



(2) From the crotch to the middle push, lift the hip, make Better hip shape .

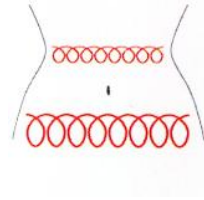


(3)From down to upper push, lift the hip stimulate the production of collagen.




6.The waist:10 minutes

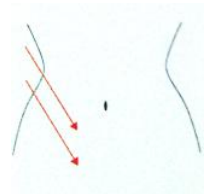
(1)push it as the line,active the skin on waist.



(2) In the middle of the waist, circle push around your belly button.



(3) From the waist of the lateral to the middle, Push it as pointed direction



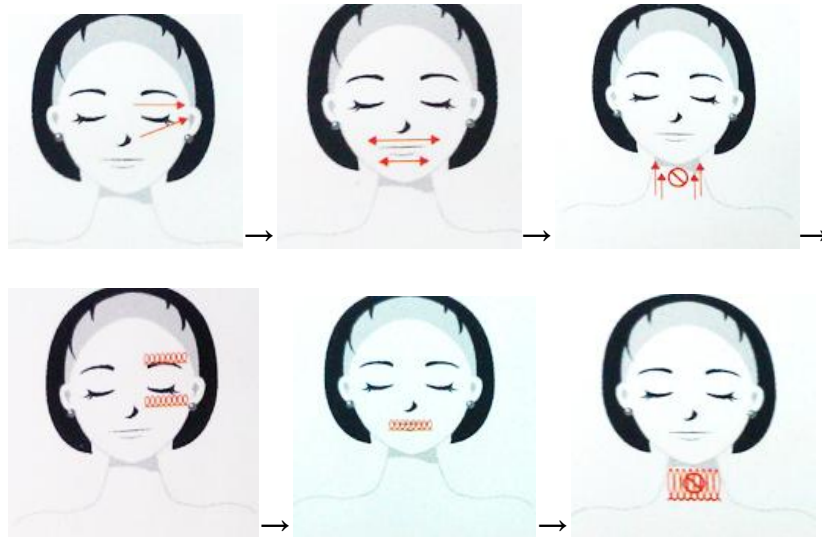
7. The face: 10 minutes.

Push it as the pointed direction.



8. The eye: 5 minutes the lips: 5 minutes the neck: 5 minutes

Push it as the pointed direction.



Forbidden Matter

Pls noticed that this item is not applied to people as following:

1. People with heart disease or high blood pressure, or configured cardiac pacemaker
2. Patients with acute inflammation, asthma, deep vein thrombosis, theyroncus, cancer
3. Pregnant women
4. People with hemorrhagic disease, trauma or who is bleeding
5. Medical plastic parts, or parts with artificial in filling inside
6. People with metal inside the body (include metallic tooth)
7. Patient with skin inflammation or with edema
8. People with an abnormal immune system
9. Numb or insensitive to heat

Packing list

Main Device X 1

Voltage adapter X 1

Specifications

Power source: AC100v-240v 15V DV 300MA

frequency :50Hz/60Hz

The output frequency :90kHz

LED wavelength:415nm/525nm/630nm

Consumption of electricity:10w