
USER MANUAL

SR-MJ1804H



Preface

The integrated management device will allow VC solution to penetrate into the pore dermis layer, which can achieve deep whitening and stimulating collagen production. Of course, after skin care, there must be a high-quality mask to protect the skin, such as collagen, vitamins, green tea, and recycled series are good choices. In addition, the iontophoresis treatment of the skin comprehensive management device can also improve the absorption rate of hard skin, promote blood and lymph circulation, improve skin repair power, promote the discharge of skin and human body, and at the same time, remove hair follicle endothelial fat and keratin. Prevents pigmentation and enhances whitening effect.

Catalog

Preface

Part I

Working Principle

Applicable people and effect description
--

Part II

Detailed operation

The instrument technical parameters

User taboos

Precautions and maintenance

Operating precautions

Troubleshooting

FAQs

Packing list

Operation diagram

Part I

I. Clean hydration

I. Cleaning instrument

The combination of horny, cleansing, facial massage, exfoliation, group care and other functions can effectively care and massage the head, face, back and various parts of the body. The fitting head can be replaced as needed. It can be used for beauty treatment of the skin, which can effectively remove the old man, dead skin and horny. In just a few minutes, you'll have a resilient, white, shiny skin and a healthier body. Even at home, you can easily enjoy professional care. Can be called "one machine in hand, beauty care, personal care in the line"!

Combined with the instrument, the vibration frequency is larger, the micro-shock cleansing instrument, the wisdom and beauty care, the gentle cleansing like a hand, but the deeper pores than the hand wash, gently push out the dirt, and take away the aging horny, can gently clear the hands, feet And the body parts are cleaned and the dead skin and excess keratin are removed. Allows skin to metabolize quickly and effectively, promoting skin's aerobic respiration.

Traditional hand wash cleaning: It can clean the dirt on the skin surface but can not wash the dirt deep in the pores and the keratin of the skin. Cleaning is a necessary part of daily skin care, but the traditional method can not make the skin achieve the desired clear and radiant.

Biological effect: Quickly rotate the brush to clean up the dirt and rubbish in the pores. The friction of the brush head contacts the skin with thick horniness, and the excess dead skin and aging keratin on the skin surface are taken away, making the skin smooth and delicate.

II. Electron ions

It can form a weak electric field between the surface of the skin and the deep layer, temporarily breaking the barrier layer of the skin, and combining the deep-seated principle to replenish the essence of different functions in the skin (such as removing acne, moisturizing, wrinkle, anti-wrinkle). Supplementing the active ingredients into the skin can accumulate the surrounding skin cells as ion clusters, promote the cells to continuously absorb the essence, and absorb the concentration ten times higher than the extension or oral intake. The negative electrode can produce alkali action, stimulate nerves, promote blood circulation, soften fibrous tissue, and enhance

firmness. The nutrient solution is ionized and introduced into the deep layer of the skin. The human body penetrates the micro-current to diffuse the whole body tissue and activate the tissue, so that the essence can be introduced into the skin from the positive electrode to the negative electrode. When the beauty product is applied to the skin in a dissolved state, The ions can be decomposed, and under the action of the direct current electric field, the ions will move in a direction, the cation moves from the anode end to the cathode, the anion moves from the cathode end to the anode, and the drug or essence ions penetrate into the skin to form ions locally. stack. The local drug absorption concentration of the skin is several times higher than the oral drug concentration, so that the corresponding effect is achieved.

Biological effects: Using the principle of homopolar repulsive and heteropolar attraction, positive ions can be used to excrete harmful substances such as metal ion components and residual aging substances deposited in the skin, and negative ions can be used to make water-soluble nutrients (Plants Essence) penetrates the inside of the skin more effectively and directly supplies the skin with nutrients and needed substances.

III. Spray bottle

Using strong pressure oxygen, the product and oxygen are simultaneously introduced into the air pressure equipment, and the granular water droplets are converted into a very small molecular weight to the skin, and the tiny water droplets are specially designed in the form of a spray at a speed of 200 M per second. The nozzle is sprayed to inject water and oxygen into the bottom layer of the human skin at a very high speed.

Biological effect: The vacuum circuit is formed by vacuum negative pressure, and the high concentration of active oxygen and essence are fully combined, and the high-pressure release method directly acts on the skin, allowing nutrient molecules to promote the peeling of pores, which can deep cleans the surface while at the same time The skin provides long-lasting essential nutrients to make the skin healthy, moist, delicate and shiny.

IV. Efficacy

1. Remove dead skin and keratin and dead skin on hands and feet and body parts.
2. It can gently clean the dirt on the face and the impurities in the pores.
3. Can gently clean the dirt on the face or body parts.
4. Clean the residual dandruff attached to the skin, not to hurt the skin. It can also be combined with facial cleanser, hand sanitizer, foot wash, etc.
5. It can massage the skin, reduce and regulate the secretion of sebum, promote skin metabolism and improve skin elasticity.

-
6. Strengthen skin anti-aging, anti-wrinkle, skin firming and other functions.
 7. Deeply remove dirt, rubbish and toxins from the skin.
 8. Deep introduction of essence, penetrate skin.

V. Applicable people

1. Dry skin, lack of water, rough.
2. blackheads, whiteheads, pores, clogged, closed, acne, acne.
3. The skin appears aging, wrinkled skin.
4. Uneven skin tone, pigmented skin.
5. The skin is easy to peel off, remove makeup, not tender.
6. The skin is not clean, the pores are clogged.
7. Dark, long-spotted, pigmented people.

VI. Taboo people

1. Cardiovascular and cerebrovascular diseases, three high populations.
2. People with severe skin allergies.
3. Patients with skin diseases and infectious diseases.
4. There are metal patients in the body (cardiac pacemaker, steel plate, metal teeth, etc.).
5. Skin damage, local symptoms such as inflammation.
6. Skin allergies.
7. During pregnancy.
8. The skin has wounds or wounds.

VII. Treatment advantages

Clean + electric ion + spray bottle three-in-one, can quickly clean the dirt in the skin, and the skin aging horny, so that the subsequent products better absorption, through the ion to make the product reach the dermis, to achieve the purpose of hydrating and firming anti-aging.

VIII. Precautions after operation

1. Pay attention to sun protection, avoid contact with high temperature, exposure, etc.
2. Do not change skin care products frequently.
3. Avoid touching the face often with your hands.
4. Make sure to remove makeup before going to bed.
5. Pay attention to hydration to prevent the face from being too dry.

II. Clean Acne

I. Cleaning instrument

The combination of horny, cleansing, facial massage, exfoliation, group care and other functions can effectively care and massage the head, face, back and various parts of the body. The fitting head can be replaced as needed. It can be used for beauty treatment of the skin, which can effectively remove the old man, dead skin and horny. In just a few minutes, you'll have a resilient, white, shiny skin and a healthier body. Even at home, you can easily enjoy professional care. Can be called "one machine in hand, beauty care, personal care in the line"!

Combined with the instrument, the vibration frequency is larger, the micro-shock cleansing instrument, the wisdom and beauty care, the gentle cleansing like a hand, but the deeper pores than the hand wash, gently push out the dirt, and take away the aging horny, can gently clear the hands, feet And the body parts are cleaned and the dead skin and excess keratin are removed. Allows skin to metabolize quickly and effectively, promoting skin's aerobic respiration.

Traditional hand wash cleaning: It can clean the dirt on the skin surface but can not wash the dirt deep in the pores and the keratin of the skin. Cleaning is a necessary part of daily skin care, but the traditional method can not make the skin achieve the desired clear and radiant.

Biological effect: Quickly rotate the brush to clean up the dirt and rubbish in the pores. The friction of the brush head contacts the skin with thick horniness, and the excess dead skin and aging keratin on the skin surface are taken away, making the skin smooth and delicate.

II. Electron ions

It can form a weak electric field between the surface of the skin and the deep layer, temporarily breaking the barrier layer of the skin, and combining the deep-seated principle to replenish the essence of different functions in the skin (such as removing acne, moisturizing, wrinkle, anti-wrinkle). Supplementing the active ingredients into the skin can accumulate the surrounding skin cells as ion clusters, promote the cells to continuously absorb the essence, and absorb the concentration ten times higher than the extension or oral intake. The negative electrode can produce alkali action, stimulate nerves, promote blood circulation, soften fibrous tissue, and enhance firmness. The nutrient solution is ionized and introduced into the deep layer of the skin. The human body infiltrates the micro-current to diffuse the whole body tissue and activate the tissue, so that the essence can be introduced into the skin from the

positive electrode to the negative electrode. When the beauty product is applied to the skin in a dissolved state, The ions can be decomposed, and under the action of the direct current electric field, the ions will move in a direction, the cation moves from the anode end to the cathode, the anion moves from the cathode end to the anode, and the drug or essence ions penetrate into the skin to form ions locally. stack. The local drug absorption concentration of the skin is several times higher than the oral drug concentration, so that the corresponding effect is achieved.

Biological effects: Using the principle of homopolar repulsive and heteropolar attraction, positive ions can be used to excrete harmful substances such as metal ion components and residual aging substances deposited in the skin, and negative ions can be used to make water-soluble nutrients (plants). Essence) penetrates the inside of the skin more effectively and directly supplies the skin with nutrients and needed substances.

III. High frequency electrotherapy

High-frequency electrotherapy is an instrument that uses high-frequency current vibration to generate thermal effects and ultraviolet light and current to treat the skin. It has the functions of promoting absorption, sterilization, anti-inflammation and accelerating wound healing. Suitable for acne skin and wound skin treatment, it has a long history of application in beauty.

It mainly consists of a high-frequency oscillating circuit, a capacitor resistor and a semiconductor device. It is also equipped with an insulating handle and a glass rod that can be inserted into the electrode. The handle has a step-up transformer, and one side of the handle is provided with a line through which the circuit outputs. When the instrument is turned on, the switch is turned on, and under the action of the high-frequency oscillating circuit board, a continuous high-voltage and high-frequency current is generated, so that the glass electrode generates a discharge phenomenon and ultraviolet light, and the skin is stimulated by the current, and the local peripheral blood vessel The contraction and expansion reactions alternately occur, and the electric spark ionizes the oxygen in the air to generate ozone, thereby improving blood circulation, sterilizing and anti-inflammatory.

Biological effects: The applied current generated by the high-frequency electrotherapy device can also change the cell membrane function of the human body, change its ion channel, change the receptor state on the membrane, make the inflammatory medium unable to bind to the receptor, shrink the capillary end, and thus inhibit inflammation. Occurrence and development.

IV. Efficacy

1. Sterilization, anti-inflammatory, itching and analgesia.
2. Speed up wound healing, prevent hair loss, and stimulate hair growth.
3. Sterilization, treatment of acne, and promotion of acne recovery.
4. Reduce and regulate sebum secretion and promote metabolism.
5. Promote lymphatic and blood circulation and improve cell regeneration.
6. Ozone sterilization can relieve pain and help wound healing.
7. Soothes nerves and feels painless.
8. Strengthen skin anti-aging, anti-wrinkle, skin firming and other functions.
9. Current conduction causes the vibration and heat generated by the electrode to calm and massage the skin.
10. Promote absorption, sterilization, anti-inflammation and accelerate wound healing.
11. By inhibiting the activity of bacteria by electric current and ultraviolet rays, inhibiting inflammation, inhibiting the formation and development of acne, inhibiting the growth of bacteria.
12. Whitening to dilute chloasma, brighten skin tone and improve pigmentation.

V. Applicable people

1. Dark yellow skin, rough.
2. The skin has acne and inflammation.
3. Acne skin has a slight wound that requires healing.
4. Acne skin, acne repeatedly.
5. Skin metabolism is poor, not smooth.
6. Oily skin, dry skin, dry and dehydrated skin, mixed skin.
7. Easy to lose hair, hair is scarce.
8. The skin is rough and not smooth.
9. The nails are not smooth or need to be beautiful and decorated.
10. People with thick skin, rough, dead skin.
11. The skin is clogged, not transparent, poorly absorbed, and people with poor metabolism.
12. Poor pore cleaning and cleaning are not in place.
13. The skin lacks nutrition, dark yellow, dull people.
14. Spotted, wrinkled, dull skin.
15. Skin aging and prevention of aging.
16. Absorption and the metabolic energy difference.
17. All people.

VI. Taboo people

1. Pregnant woman, menstrual period.
2. Heart disease People with high blood pressure, who have a metal frame in the body (cardiac pacemaker, heart bridge, steel plate, steel nail, metal tooth, etc.).
3. Freckles, severe spots.
4. Cardiovascular and cerebrovascular diseases, three high population.
5. People with severe skin allergies.
6. Patients with skin diseases and infectious diseases.
7. Skin damage, people with serious local symptoms such as inflammation.
8. Skin allergies.

VII. Project advantages

Clean + electric ion + high frequency three-in-one, can quickly and effectively relieve and improve acne muscle

VIII. Precautions after operation

1. Pay attention to sun protection, avoid sunbathing just after operation.
2. Acne muscle avoids touching, grasping, buckle, etc.
3. You can apply more mask to the skin to prevent moisture, prevent drying and accelerate metabolism.
4. If the acne muscle has a broken mouth or a wound, avoid touching the water and squeezing it by hand.
5. Just finish doing it and avoid wearing masks for a long time.
6. Do not change skin care products frequently.

III. Body exfoliation

I. Cleaning instrument

The combination of horny, cleansing, facial massage, exfoliation, group care and other functions can effectively care and massage the head, face, back and various parts of the body. The fitting head can be replaced as needed. It can be used for beauty treatment of the skin, which can effectively remove the old man, dead skin and horny. In just a few minutes, you'll have a resilient, white, shiny skin and a healthier body. Even at home, you can easily enjoy professional care. Can be called "one machine in hand, beauty care, personal care in the line"!

Combined with the instrument, the vibration frequency is larger, the micro-shock

cleansing instrument, the wisdom and beauty care, the gentle cleansing like a hand, but the deeper pores than the hand wash, gently push out the dirt, and take away the aging horny, can gently clear the hands, feet And the body parts are cleaned and the dead skin and excess keratin are removed. Allows skin to metabolize quickly and effectively, promoting skin's aerobic respiration.

Traditional hand wash cleaning: It can clean the dirt on the skin surface but can not wash the dirt deep in the pores and the keratin of the skin. Cleaning is a necessary part of daily skin care, but the traditional method can not make the skin achieve the desired clear and radiant.

Biological effect: Quickly rotate the brush to clean up the dirt and rubbish in the pores. The friction of the brush head contacts the skin with thick horniness, and the excess dead skin and aging keratin on the skin surface are taken away, making the skin smooth and delicate.

II. Efficacy

1. Reduce and regulate sebum secretion and promote metabolism.
2. Promote absorption, sterilization, anti-inflammation and accelerate wound healing.
3. Make the rough horny smooth, can arbitrarily modify the imaginary nail edge shape, set renovation, nail in one.
4. Remove dead skin and keratin and dead skin from hands and feet and body parts.
5. Can gently clean the dirt on the face or body parts.
6. It can be used to clean residual dandruff attached to the skin without damaging the skin. It can also be combined with facial cleanser, hand sanitizer, foot wash, etc.
7. Activate moisturizing factor to get water-balanced skin, which is beneficial to promote collagen regeneration, activate skin's moisturizing hydrophilic factor, and make skin more tender and smooth.

III. Applicable people

1. Dark yellow skin, rough.
2. Skin metabolism is poor, not smooth.
3. Oily skin, dry skin, dry and dehydrated skin, mixed skin.
4. The nails are not smooth or need to be beautiful and decorated.
5. The skin is too thick, rough, dead skin.
6. The skin is clogged, not transparent, poorly absorbed, and people with poor metabolism.
7. Poor pore cleaning and cleaning are not in place.
8. The skin is lack of nutrition, dark yellow, dull people.
9. Skin aging and prevention of aging.

-
10. Poor absorption and metabolism.
 11. All people.

IV. Taboo people

1. Pregnant woman, menstrual period.
2. Heart disease People with high blood pressure, who have a metal frame in the body (cardiac pacemaker, heart bridge, steel plate, steel nail, metal tooth, etc.).
3. Freckles, severe spots.
4. Cardiovascular and cerebrovascular diseases, three high population.
5. People with severe skin allergies.
6. Patients with skin diseases and infectious diseases.
7. Skin damage, people with serious local symptoms such as inflammation.
8. Skin allergies.

V. Project advantages

The multi-function brush head can choose any suitable part to operate, convenient and fast, combined with high-frequency energy to anti-inflammatory and anti-inflammatory skin, promote skin metabolism.

VI. Precautions after operation

1. Avoid long-term operation of the same part.
2. It is not recommended to operate on delicate skin.
3. Avoid using your hands to buckle the skin.
4. Keep your skin dry and moisturized after you finish it. Stick to body lotion or moisturizing water.

IV. Electro-ion whitening anti-wrinkle

I. Cleaning instrument

The combination of horny, cleansing, facial massage, exfoliation, group care and other functions can effectively care and massage the head, face, back and various parts of the body. The fitting head can be replaced as needed. It can be used for beauty treatment of the skin, which can effectively remove the old man, dead skin and horny. In just a few minutes, you'll have a resilient, white, shiny skin and a healthier body. Even at home, you can easily enjoy professional care. Can be called "one machine in hand, beauty care, personal care in the line"!

Combined with the instrument, the vibration frequency is larger, the micro-shock cleansing instrument, the wisdom and beauty care, the gentle cleansing like a hand, but the deeper pores than the hand wash, gently push out the dirt, and take away the aging horny, can gently clear the hands, feet And the body parts are cleaned and the dead skin and excess keratin are removed. Allows skin to metabolize quickly and effectively, promoting skin's aerobic respiration.

Traditional hand wash cleaning: It can clean the dirt on the skin surface but can not wash the dirt deep in the pores and the keratin of the skin. Cleaning is a necessary part of daily skin care, but the traditional method can not make the skin achieve the desired clear and radiant.

Biological effect: Quickly rotate the brush to clean up the dirt and rubbish in the pores. The friction of the brush head contacts the skin with thick horniness, and the excess dead skin and aging keratin on the skin surface are taken away, making the skin smooth and delicate.

II. Electron ions

It can form a weak electric field between the surface of the skin and the deep layer, temporarily breaking the barrier layer of the skin, and combining the deep-seated principle to replenish the essence of different functions in the skin (such as removing acne, moisturizing, wrinkle, anti-wrinkle). Supplementing the active ingredients into the skin can accumulate the surrounding skin cells as ion clusters, promote the cells to continuously absorb the essence, and absorb the concentration several times higher than the extension or oral intake. The negative electrode can produce alkali action, stimulate nerves, promote blood circulation, soften fibrous tissue, and enhance firmness.

The nutrient solution is ionized and introduced into the deep layer of the skin. The human body penetrates the micro-current to diffuse the whole body tissue and activate the tissue, so that the essence can be introduced into the skin from the positive electrode to the negative electrode, and the skin can be discharged to the skin to make the skin more pure and thorough. , beautiful and beautiful.

When the beauty product is applied to the skin in a dissolved state, ions can be decomposed, and under the action of a direct current electric field, the ions move in a direction, the cation moves from the anode end to the cathode, and the anion moves from the cathode end to the anode direction, the drug or essence The permeation ions penetrate into the skin and form an ion pile locally. The local drug absorption concentration of the skin is several times higher than the oral drug concentration, so that the corresponding effect is achieved.

Biological effects: The anion-cation introduction device is operated by a metal

electrode and a drug guiding probe to pass an electric current through the human body. When the positive electrode of the instrument is in working state, the electrode held by the customer is the anode, and the human body has a positive potential, which can fully absorb the nutrients, and the instrument is introduced into the state. When the knob is turned to the negative pole and the negative electrode is in the working state, the electrode held by the customer is the cathode, and the human body has a negative potential, which can excrete harmful substances and metal ions in the body, and the instrument is used in an exported state. Skin care is performed in two ways: nutrient introduction and impurity guidance. The nursing effect of nutrient introduction is to make the water-soluble nutrient (plant essence) penetrate into the skin more effectively and directly supply the skin nutrition and vitamins; the effect of the impurities is to remove the impurities on the skin surface, dead dandruff, and decompose the skin surface oil. , balance sebum secretion.

III. Efficacy

1. Reduce and regulate sebum secretion and promote metabolism.
2. Promote lymphatic and blood circulation, improve cell regeneration ability.
3. Strengthen skin anti-aging, anti-wrinkle, whitening, skin firming and other functions.
4. Current conduction causes the vibration and heat generated by the electrode to calm and massage the skin.
5. Promote absorption, sterilization, anti-inflammation and accelerate wound healing.
6. It can gently clean the dirt on the face and the impurities in the pores.
7. It can massage the skin, promote skin metabolism and improve skin elasticity.
8. Moisturizing, whitening and rejuvenating, lightening fine lines, anti-aging wrinkles.
9. Deeply introduce VC and other whitening essences.

IV. Applicable people

1. The pores of the skin are large and not smooth.
2. Thick cuticle, excess oil secretion.
3. Dark yellow, dull skin.
4. Long spots, uneven skin tone, pigmentation.
5. People with loose skin, fine lines, sagging, and not tight.
6. Prevent skin aging.

V. Taboo people

1. Pregnant woman, menstrual period.
2. Heart disease People with high blood pressure, there are metal frames in the body (cardiac pacemaker, heart bridge, steel plate, steel nails, metal teeth, etc.).
3. Freckles, severe spots.
4. Cardiovascular and cerebrovascular diseases, three high population.
5. People with severe skin allergies.
6. Patients with skin diseases and infectious diseases.
7. Skin damage, people with serious local symptoms such as inflammation.
8. Skin allergies.

VI. Project Benefits

Using electro-ion therapy, whitening essence, vc essence, wrinkle essence and other deep layers are introduced into the skin to maximize the effect of nutrients. It directly penetrates into the dermis layer of the skin, and the absorption effect is multiplied, thereby improving the dark yellow, long spots and wrinkles of the skin. And other symptoms.

VII. Precautions after operation

1. Pay attention to sun protection, avoid sunbathing just after operation.
2. Avoid touching, grasping, buckle, etc.
3. Pay attention to the mask to replenish moisture to prevent dryness and accelerate metabolism.
4. Do not change skin care products frequently.
5. Make sure to remove makeup before going to bed.
6. Avoid contact with high temperatures.

V. Overall skin management

I. Cleaning instrument

The combination of horny, cleansing, facial massage, exfoliation, group care and other functions can effectively care and massage the head, face, back and various parts of the body. The fitting head can be replaced as needed. It can be used for beauty treatment of the skin, which can effectively remove the old man, dead skin and horny. In just a few minutes, you'll have a resilient, white, shiny skin and a healthier body. Even at home, you can easily enjoy professional care. Can be called "one machine in hand, beauty care, personal care in the line"!

Combined with the instrument, the vibration frequency is larger, the micro-shock cleansing instrument, the wisdom and beauty care, the gentle cleansing like a hand, but the deeper pores than the hand wash, gently push out the dirt, and take away the aging horny, can gently clear the hands, feet And the body parts are cleaned and the dead skin and excess keratin are removed. Allows skin to metabolize quickly and effectively, promoting skin's aerobic respiration.

Traditional hand wash cleaning: It can clean the dirt on the skin surface but can not wash the dirt deep in the pores and the keratin of the skin. Cleaning is a necessary part of daily skin care, but the traditional method can not make the skin achieve the desired clear and radiant.

Biological effect: Quickly rotate the brush to clean up the dirt and rubbish in the pores. The friction of the brush head contacts the skin with thick horniness, and the excess dead skin and aging keratin on the skin surface are taken away, making the skin smooth and delicate.

II. Electron ion

It can form a weak electric field between the surface of the skin and the deep layer, temporarily breaking the barrier layer of the skin, and combining the deep-seated principle to replenish the essence of different functions in the skin (such as removing acne, moisturizing, wrinkle, anti-wrinkle). Supplementing the active ingredients into the skin can accumulate the surrounding skin cells as ion clusters, promote the cells to continuously absorb the essence, and absorb the concentration several times higher than the extension or oral intake. The negative electrode can produce alkali action, stimulate nerves, promote blood circulation, soften fibrous tissue, and enhance firmness.

The nutrient solution is ionized and introduced into the deep layer of the skin. The human body penetrates the micro-current to diffuse the whole body tissue and activate the tissue, so that the essence can be introduced into the skin from the positive electrode to the negative electrode, and the skin can be discharged to the skin to make the skin more pure and thorough. , beautiful and beautiful.

When the beauty product is applied to the skin in a dissolved state, ions can be decomposed, and under the action of a direct current electric field, the ions move in a direction, the cation moves from the anode end to the cathode, and the anion moves from the cathode end to the anode direction, the drug or essence The permeation ions penetrate into the skin and form an ion pile locally. The local drug absorption concentration of the skin is several times higher than the oral drug concentration, so that the corresponding effect is achieved.

Biological effects: The anion-cation introduction device is operated by a metal electrode and a drug guiding probe to pass an electric current through the human body. When the positive electrode of the instrument is in working state, the electrode held by the customer is the anode, and the human body has a positive potential, which can fully absorb the nutrients, and the instrument is introduced into the state. When the knob is turned to the negative pole and the negative electrode is in the working state, the electrode held by the customer is the cathode, and the human body has a negative potential, which can excrete harmful substances and metal ions in the body, and the instrument is used in an exported state. Skin care is performed in two ways: nutrient introduction and impurity guidance. The nursing effect of nutrient introduction is to make the water-soluble nutrient (plant extract) penetrate into the skin more effectively and directly supply the skin nutrition and vitamins. The care effect of the impurities is to remove the surface impurities, dead skin dander and decompose the skin surface oil. , balance sebum secretion.

III. Spray bottle

Using strong pressure oxygen, the product and oxygen are simultaneously introduced into the air pressure equipment, and the granular water droplets are converted into a very small molecular weight to the skin, and the tiny water droplets are specially designed in the form of a spray at a speed of 200 M per second. The nozzle is sprayed to inject water and oxygen into the bottom layer of the human skin at a very high speed.

Biological effect: The vacuum circuit is formed by vacuum negative pressure, and the high concentration of active oxygen and essence are fully combined, and the high-pressure release method directly acts on the skin, allowing nutrient molecules to promote the peeling of pores, which can deep cleans the surface while at the same time The skin provides long-lasting essential nutrients to make the skin healthy, moist, delicate and shiny.

IV. High frequency electrotherapy

High-frequency electrotherapy is an instrument that uses high-frequency current vibration to generate thermal effects and ultraviolet light and current to treat the skin. It has the functions of promoting absorption, sterilization, anti-inflammation and accelerating wound healing. Suitable for acne skin and wound skin treatment, it has a long history of application in beauty.

It mainly consists of a high-frequency oscillating circuit, a capacitor resistor and a semiconductor device. It is also equipped with an insulating handle and a glass rod that can be inserted into the electrode. The handle has a step-up transformer, and one side of the handle is provided with a line through which the circuit outputs.

When the instrument is turned on, the switch is turned on, and under the action of the high-frequency oscillating circuit board, a continuous high-voltage and high-frequency current is generated, so that the glass electrode generates a discharge phenomenon and ultraviolet light, and the skin is stimulated by the current, and the local peripheral blood vessel The contraction and expansion reactions alternately occur, and the electric spark ionizes the oxygen in the air to generate ozone, thereby improving blood circulation, sterilizing and anti-inflammatory.

Biological effects: The applied current generated by the high-frequency electrotherapy device can also change the cell membrane function of the human body, change its ion channel, change the receptor state on the membrane, make the inflammatory medium unable to bind to the receptor, shrink the capillary end, and thus inhibit inflammation. Occurrence and development.

V. Efficacy

1. Sterilization, anti-inflammatory, itching and analgesia.
2. Speed up wound healing, prevent hair loss, and stimulate hair growth.
3. Sterilization, treatment of acne, and promotion of acne recovery.
4. Reduce and regulate sebum secretion and promote metabolism.
5. Promote lymphatic and blood circulation and improve cell regeneration.
6. Ozone sterilization can relieve pain and help wound healing.
7. Soothes nerves and feels painless.
8. Promote skin secretion, increase PH value, and restore skin to neutral.
9. Accelerate blood circulation and promote metabolism.
10. Strengthen skin anti-aging, anti-wrinkle, skin firming and other functions.
11. Current conduction causes the vibration and heat generated by the electrode to calm and massage the skin.
12. Promote absorption, sterilization, anti-inflammation and accelerate wound healing.
13. Inhibit bacterial activity by current and ultraviolet light, inhibit inflammation, inhibit the formation and development of acne.
14. Inhibit the growth of bacteria.
15. Anti-inflammatory effects.
16. Promote the absorption of antibacterial and anti-inflammatory drugs.
17. Make the rough horny smooth, can arbitrarily modify the imaginary nail edge shape, set renovation, nail in one.
18. Remove dead skin and keratin and dead skin on hands and feet and body parts.
19. It can gently clean the dirt on the face and the impurities in the pores.
20. It can gently clean the dirt on the face or body parts.
21. It can massage the skin, promote skin metabolism and improve skin elasticity.
22. It can be used to clean residual dandruff attached to the skin without damaging the skin. It can also be combined with facial cleanser, hand sanitizer, foot wash, etc.
23. vc whitening import.

-
24. Whitening to dilute chloasma, brighten skin tone and improve pigmentation.
 25. inhibit acne growth, remove dirt and prevent oil pollution.
 26. It is beneficial to the full penetration and absorption of skin care products, and the maintenance effect is improved.
 27. Moisturizing, whitening and rejuvenating, lightening fine lines, anti-aging wrinkle (spray bottle can be used for lotion, anti-inflammatory water or harvest
 28. Skin cells supplement enough water to effectively improve dark yellow, promote metabolism and blood through vacuum negative pressure cycle.
 29. Improve skin absorption
The pores are clean, moderately relaxed, and the skin texture is evenly distributed, which is beneficial to the full penetration of the skin care products, and the maintenance effect is improved.
 30. Activate moisturizing factor to get water-balanced skin, which is beneficial to promote collagen regeneration, activate skin's moisturizing hydrophilic factor, and make skin more tender and smooth.

VI. Applicable people

1. Dark yellow skin, rough.
2. The skin has acne and inflammation.
3. Acne skin has a slight wound that requires healing.
4. Acne skin, acne repeatedly.
5. Skin metabolism is poor, not smooth.
6. Oily skin, dry skin, dry and dehydrated skin, mixed skin.
7. People with loose skin, fine lines, sagging, and not tight.
8. Easy to lose hair, hair is scarce.
9. The skin is rough and not smooth.
10. The nails are not smooth or need to be beautiful and decorated.
11. The skin is too thick, rough, dead skin.
12. The skin is clogged, not transparent, poorly absorbed, and people with poor metabolism.
- 13 pores are not cleaned properly and are not clean enough.
14. The skin lacks nutrition, dark yellow, dull people.
12. Spotted, wrinkled, dull skin.
13. Skin aging and prevention of aging.
14. Absorption and metabolic energy difference.
15. All people.

VII. Taboo people

1. Pregnant woman, menstrual period.
2. Heart disease People with high blood pressure, who have a metal frame in the body (cardiac pacemaker, heart bridge, steel plate, steel nail, metal tooth, etc.).

-
3. Freckles, severe spots.
 4. Cardiovascular and cerebrovascular diseases, three high population.
 5. People with severe skin allergies.
 6. Patients with skin diseases and infectious diseases.
 7. Skin damage, people with serious local symptoms such as inflammation.
 8. Skin allergies.

VIII. Project advantages

The whole instrument is combined to improve skin problems in many ways, deep double cleansing and hydrating, and deep essence introduction to deepen the absorption of nutrients, promote skin metabolism and blood circulation, and make skin healthy and energetic.

IX. Precautions after operation

1. Pay attention to sun protection, avoid sunbathing just after operation.
2. Avoid touching, grasping, buckle, etc.
3. Pay attention to the mask to replenish moisture to prevent dryness and accelerate metabolism.
4. Do not change skin care products frequently.
5. Make sure to remove makeup before going to bed.
6. Avoid contact with high temperatures.

Part II

I. Detailed operation

II. Instrument technical parameters

III. User Taboos

1. It is strictly forbidden to wear gold and silver jewelry during operation.
2. The instrument should be affixed to the skin during operation to avoid floating.
3. The energy is adjusted from small to large during operation, and customer comfort is correct.
4. Pregnant or breastfeeding women.
5. Have a heart attack or pacemaker.
6. Patients whose surgical wounds have not healed.
7. Patients with epilepsy, severe diabetes and hyperthyroidism.
8. Patients with malignant tumors, hemophiliacs or patients with major bleeding.
9. Patients with skin diseases and infectious diseases should use caution.

IV. Precautions and maintenance

1. Remove the treatment head every time you use the instrument. Clean it with water and keep it in a safe place.
2. The instrument must have a plug with a grounding pin before use and ensure that the instrument's power outlet is properly grounded.
3. Ensure that the voltage of the instrument is adapted. If the local power supply voltage is unstable, we recommend that the user add a power-matched regulated power supply between the mains and the instrument.
4. For the purpose of the treatment of the instrument and to ensure the normal service life, please use the specified accessories provided or recommended by the original manufacturer.
5. Do not place the instrument in a humid place or near a water source, and do not expose the instrument to direct sunlight.
6. Do not place the instrument close to a strong heat source, as this may affect the life of the instrument and normal use.
7. Please remove all metal objects from your body before treatment to avoid unpredictable conditions and affect the efficacy.
8. Please do not use it in the eyes, thyroid gland, parathyroid gland, testis, pregnant abdomen, and atrial pulse generator.
9. Patients who are ill should also use this instrument with caution unless approved

by a doctor.

10. When the instrument is not in use, please turn off the power switch of the instrument and ensure that the total power of the instrument is turned off before the personnel leave after daily use to ensure the safety of the electrical products.

11. Use the instrument or train the instrument operator in strict accordance with the instructions in the instruction manual.

V. Operation precautions

1. For sensitive skin, and tender skin, please cover the surface of the skin with gauze before the treatment, so that the current penetrates the skin through the gauze to avoid the stimulation of the current by the current;

2. Do not leave the glass electrode tube in the same part for more than 3 seconds while nursing;

3. Pregnant women and implanted pacemakers in the body disable the instrument;

4. Always install the glass electrode tube onto the handle before starting the instrument. Turn off the power after using the instrument;

5. High frequency instruments are not suitable for skin with freckles and other spots. Otherwise it will aggravate the stain.

6. When performing electrotherapy operation, the intensity of the current should be from small to large, and slowly adapt. Always keep the operation head away from the customer's skin. Slowly move the grinding pressure. The time spent in the same part should not be too long to avoid burning the skin. .

7. When removing or replacing the glass electrode tube, turn off the strength adjustment knob or power supply. Keep all kinds of glass tubes clean and dry

8. When taking care, please remove the metallic accessories, and the body should not do it in metallic substances.

9. Check the socket and plug before operation and check if the operation head is tightened.

10. It may be a normal phenomenon that a special odor may be emitted during use.

11. Cystic type, nodular type of severe acne, after the needle treatment, the affected area is now rubbed with iodophor and then operated.

12. Do not use alcohol-based skin care products because alcohol is highly flammable.

13. The bottom of the handle is rotatable to adjust the current.

14. Pay attention to sun protection after you finish, avoid touching your face and acne by hand.

15. It is normal for the squeaky sensation of current to flow through the operation of the ionization operation.

16. When using the cleaning brush, it is vertical angle. You don't need to use the wrist force to help the brush to rotate. Don't press the skin too tightly. Please control the pressure according to your personal feeling. It is suitable for comfortable use. If the skin has severe allergies or pox. Do not use this product when it is acne or redness. It is recommended to use it after curing.

17. Please use it with a suitable cleanser. After cleaning, use appropriate skin care

products or care items to double the effect.

18. After use and maintenance: Please wet the bristles before use. After use, gently squeeze the moisture inside the bristles, and then dry them in a cool dry place.

19. Do not use directly on dry, rough skin. Skin disease or skin irritation (such as acne, skin burns, etc.) should not be used.

20. When cleaning the neck, the care time should be shorter than the recommended general time, so the neck skin is more sensitive than the facial skin.

21. Use a hair band to prevent your hair from covering your face to prevent your hair from getting caught in the rotating parts.

22. Stick to the smooth and translucent muscles. Stick to the pores and cleanse the skin.

23. When installing the cleaning brush head, you need to align the card slot with the corresponding position to insert it.

24. When removing the cleaning brush or replacing the cleaning brush, you need to press it in and out and pull it out.

25. When replacing the ion-ion operating head, unplug the link handle and replace it with the ion head to be operated.

26. When the negative ion is introduced, the fixing ring is pulled down. After the shelf is opened, the cotton sheet is clamped and tightened, and the fixing ring is pulled up and fixed.

27. The ion-electrode rod is hand held by the customer during operation. This will be conductive.

28. Pay attention to sun protection and hydration after finishing

29. The spray bottle is mainly composed of water, essence, stock solution, physiological saline, toner and so on. If it is a viscous liquid, it needs to be diluted before spraying. Otherwise, the spray gun will be clogged and diluted with distilled water or purified water or mineral water to form a water spray.

30. After use, inject a clean water spray to clean the internal pipeline.

31. After the water is drained, spray it again and air dry the internal pipes to avoid breeding bacteria.

32. The right side of the instrument is the venting hole and the left side of the instrument is the suction hole.

VI. Troubleshooting

1. Does the instrument operate without feeling?

A. Check if the instrument socket is plugged in.

B. Check if the handle link is inserted.

C. Check if the instrument has contact products.

2. The instrument does not start, and the button light on the back of the

instrument does not light up?

- A. Make sure the power cord is connected to a valid power outlet.
- B. Is the fuse tube on the back of the instrument loose or burnt?

3. Does the instrument have no current output?

- A. Please check if the instrument handle and the connector connected to the body are tightly connected.
- B. Please check whether the treatment part has been cleaned. The grease or oily essential oil product may cause the instrument's treatment handle to be in poor contact with the human body, resulting in no current output.

4. Is the current output weakened?

- A. Please check if the instrument handle and the connector connected to the body are tightly connected.
- B. Please check if there are any non-conductive grease and other substances on the handle of the treatment. This will cause the contact to be weak and the output to be weakened.
- C. Please check if the product used is the adapter specified by the instrument.

5. Does the instrument have no pressure or little pressure?

- A. Please turn off the instrument and check if the hose of the instrument is tight.
- B. Please check if the handle cover is tight and the product is not watery.
- C. Please check if the hose is damaged or leaking, resulting in poor air pressure.
- D. If the above method cannot be processed, please contact the dealer of the instrument for assistance.

6. the instrument can start, but the screen has the wrong information?

- A. Unplug the power plug from the back of the instrument and wait for about 1 minute before plugging in and restarting the instrument.
- If the above method cannot be handled, please contact the instrument dealer for assistance.

VII. FAQs

1. Can I make up after doing this instrument?

A: You can make up your makeup. After you finish, your skin will be moist and full. At this time, make up your makeup. This is a way of care that does not break the skin and has no wounds. It is safe, healthy and fast.

2. How long does it take to see the effect?


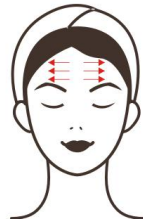
A: Once you have done it, you can see that the skin is clear and transparent. Continuous effect is more obvious, which can improve the deep water shortage, dullness, fine lines and aging of the skin.


3. Is there any tolerance for doing this?




A: There is no tolerance. This is to improve and deep clean the skin. It belongs to the maintenance and resistance to skin problems caused by other factors. It helps the skin absorb nutrients and solve the problem of dark yellow, water, rough and wrinkles. The skin, if not done in the later stage, is only returned to the skin's own secretion and aging, and will not cause tolerance.

VIII. Packing List

IX. Operation diagram

Parameter adjustment	Product	Technique	Diagram
Clean hydration (70 minutes, once a week)			
Energy regulation: 1-5 Mode: A, B	Cleansing Oil + Cleanser + Cleaner + Ion + Spray Bottle + Essence + Mask	<ol style="list-style-type: none"> 1. Facial makeup remover 5 minutes. 2. Select the appropriate brush head to wet and add facial cleanser to open the instrument and clean it in the proper position on the face for 1-2 minutes. 3. The face T area, nose, eyes, and corners can be exchanged for a small brush for about 1 minute. 4. Clean the face. 5. The customer holds the electrode stick, the face is cleaned with a cleansing product (cleanser, exfoliating cream, etc.) or the water is cleaned with a roller ion. From the chin, the line is lifted up and down, first left and right, and the 	 <hr/> 

		<p>forehead is laterally operated. , 5-8 minutes.</p> <p>6. Clean the face.</p> <p>7. Put pure water in the spray bottle, do the second cleaning and hydration in the whole face, and wipe the other hand with a cotton pad. 5-8 minutes.</p> <p>8. Put the essence of water or saline or toner in the spray bottle, and inject water and nutrients into the skin in the whole face, 5-8 minutes.</p> <p>9. Replace the ion-ion operation head, evenly apply the essence (hydrating moisturizing essence) on the face, and tie the cotton piece with the negative electrode rod. After the essence is taken, start the circle introduction, and start from the chin to the forehead. 5-8 minutes.</p> <p>10. Apply mask for 15 minutes.</p> <p>11. Clean the face.</p> <p>12. Wipe toner, essence, face cream, sunscreen.</p> <p>13. End.</p>	
<p>Treatment advice</p> <p>Ten times for a course of treatment, the skin is clean and radiant after one treatment. After a course of treatment, the skin's overall skin tone is bright, moist and not dry. The skin is full and firm after three treatments, the metabolism slowly returns to normal, and the skin reaches a steady state.</p> <p>Suggested price: 698/time 4980/ten times</p>			
<p>Clean acne (60 minutes, once a week)</p>			
<p>Energy regulation: 1-5 Mode: A, B</p>	<p>Cleansing Oil + Cleanser + Cleaner + Plasma +High Frequency</p>	<p>1. Facial makeup remover 5 minutes.</p> <p>2. Select the appropriate brush head to wet and add facial cleanser to open the instrument and clean it in the proper position on the face</p>	

	<p>+ Essence + Mask</p>	<p>for 1-2 minutes.</p> <p>3. The face T area, nose, eyes, and corners can be exchanged for a small brush for about 1 minute.</p> <p>4. Clean the face.</p> <p>5. The customer holds the electrode stick, the face is cleaned with a cleansing product (cleanser, exfoliating cream, etc.) or the water is cleaned with a roller ion. From the chin, the line is lifted up and down, first left and right, and the forehead is laterally operated. , 5-8 minutes.</p> <p>6. Clean the face.</p> <p>7. Replace the ion-ion operation head, evenly apply the acne essence on the face, and tie the cotton piece with the negative electrode rod. After the essence is taken, start the circle introduction, and start from the chin to the forehead. 5-8 minutes.</p> <p>8. Select the appropriate glass tube to insert on the handle, the energy is slowly adjusted from weak to strong.</p> <p>9. After the operation head touches the skin, the instrument operation is turned on, and the whole face operation is performed in a circular motion. The acne muscle can strengthen the repeated operation for 5-8 minutes.</p> <p>10. Sensitive muscles or skin with thin skin can be covered with gauze after the cover is covered with gauze.</p> <p>11. Apply mask (can be applied to calm acne mask such as mint soft film) 15 minutes</p> <p>12. Clean the face.</p> <p>13. Wipe toner, acne essence.</p> <p>14. End .</p>	 <hr/>  <hr/> 
--	-----------------------------	---	--

Treatment advice

Acne muscle can be done once a day, normal skin can be operated before the mask every day, assist absorption, accelerate metabolism and anti-inflammatory sterilization. Ten times for a course of treatment, you can also use it when you lick acne. Once done, you can clearly see that the acne is getting smaller or less swollen. After a course of treatment, the acne recovers smoothly. After three treatments, the acne marks are faded and the skin is smooth and elastic.

Suggested price: 698/time 4980/ten times

Body exfoliation (20 minutes, once a week)

Slowly adjusted from weak to strong

Cleaning brush head + high frequency + body lotion

1. Clean the skin for 5 minutes.
2. After dampening the skin with water, select the appropriate brush head and operating area to operate (avoid long-term operation in the same position for a long time). One part operation for 2-3 minutes.
3. Clean the skin.
4. Wipe your body lotion or moisturizing water for 2 minutes.
5. Select the appropriate glass tube to insert on the high-frequency operating handle, and adjust the energy from weak to strong.
6. After the operation head contacts the skin, open the instrument and operate in a circular motion for 3-5 minutes.
7. End.

Nursing treatment




This instrument is clean and can be recycled according to the skin condition, no need to set the course of treatment.

Electron-ion whitening anti-wrinkle (60 minutes, once a week)

Energy regulation: 1-5
Mode: A, B

Cleansing Oil + Cleanser + Cleaner + Ion

1. Facial makeup remover 5 minutes.
2. Select the appropriate brush head to wet and add facial cleanser

	<p>+ Spray Bottle + Essence + Mask</p>	<p>to open the instrument and clean it in the proper position on the face for 1-2 minutes.</p> <p>3. The face T area, nose, eyes, and corners can be exchanged for a small brush for about 1 minute.</p> <p>4. Clean the face.</p> <p>5. The customer holds the electrode stick, the face is cleaned with a cleansing product (cleanser, exfoliating cream, etc.) or the water is cleaned with a roller ion. From the chin, the line is lifted up and down, first left and right, and the forehead is laterally operated. , 5-8 minutes.</p> <p>6. Clean the face.</p> <p>7. Replace the ion-ion operation head, evenly apply the essence on the face (vc essence, wrinkle essence, bright essence, firming essence, etc.), tie the cotton sheet with the negative electrode rod, and take the essence and start to introduce the circle. From the chin to the forehead to introduce. 5-8 minutes.</p> <p>8. Apply the mask to the entire face again (whitening, anti-wrinkle mask, etc.) for 15 minutes.</p> <p>9. Clean the face.</p> <p>10. Wipe toner, essence, face cream, sunscreen.</p> <p>11. End.</p>	 <hr/>  <hr/> 
<p>Treatment advice</p> <p>Ten times for a course of treatment, the skin is clean and firm after one treatment. After a course of treatment, the skin begins to brighten and firm, and the wrinkles are relieved. After three treatments, the skin returns to natural white, lightens the pigment, and the smooth and smooth skin is beautiful and beautiful. Stable stability in the later period.</p> <p>Suggested price: 698/time 4980/ten times</p>			

Overall skin management (70 minutes, 2-3 times a week)

1. Remove makeup 5 minutes.
2. Select the appropriate brush head to wet and add facial cleanser to open the instrument and clean it in the proper position on the face for 1-2 minutes.
3. The face T area, nose, eyes, and corners can be exchanged for a small brush for about 1 minute.
4. Clean the face.
5. The customer holds the electrode stick, the face is cleaned with a cleansing product (cleanser, exfoliating cream, etc.) or the water is cleaned with a roller ion. From the chin, the line is lifted up and down, first left and right, and the forehead is laterally operated. , 5-8 minutes.
6. Clean the face.
7. Put pure water in the spray bottle, do the second cleaning and hydration in the whole face, and wipe the other hand with a cotton pad. 5-8 minutes.
8. Put the essence of water or saline or toner in the spray bottle, and inject water and nutrients into the skin in the whole face, 5-8 minutes.
9. Replace the ion-ion operation head, evenly apply the essence (vc, collagen essence, firming anti-wrinkle essence, etc.) on the face, tie the cotton piece with the negative electrode rod, and take the essence and start to introduce the circle, starting from the chin. The forehead is circled and imported. 5-8 minutes.



<p>Slowly adjusted from weak to strong</p>	<p>Cleansing Oil + Cleanser + Cleaner + Plasma Ion + Spray Bottle + High Frequency + Essence + Mask</p>	<p>10. Select the appropriate glass tube to insert on the handle, the energy is slowly adjusted from weak to strong.</p> <p>11. After the operation head contacts the skin, open the instrument operation, and use the circle-type full face operation, 5-8 minutes.</p> <p>12. Acne muscle can strengthen the operation in the acne area.</p> <p>13. Sensitive muscles or skin with thin skin can be covered with gauze after covering the skin with gauze.</p> <p>14. Apply mask for 15 minutes (sensitive skin sedation, acne muscle acne, dark yellow skin hydrating whitening).</p> <p>15. Apply mask to high frequency and use comb to operate the head, (comb down the hair), 5-8 minutes</p> <p>16. Clean the face.</p> <p>17. Wipe toner, essence, face cream, sunscreen.</p> <p>18. End.</p>	
<p>Treatment advice</p> <p>Ten times for a course of treatment, after one time, the skin is clean and transparent, smooth and tender, and the absorption capacity of the skin is accelerated and the metabolism is accelerated during a course of treatment to prevent acne and pores from clogging. The skin is restored to a healthy and stable state after three treatments. Naturally white, firm, full and elastic.</p> <p>Suggested price: 880/time 6980/ten times</p>			