



SR-JK674

Instructions

Warning

Dear users:

Thanks for choosing our company's product, in order to fully make use of the products, we sincerely suggest follow:

- ◆◆ Please read the instruction in detail and keep it well for further reading and consulting.
- ◆◆ Please follow the instruction to fit and operate the machine correctly.
- ◆◆ Please do not remove and change any accessories of the machine.
- ◆◆ It forbids others to open and remove the mainframe except the authorized people in the company.
- ◆◆ It forbids others to change and maintain the machine except the professional people.
- ◆◆ Please contact us if there is any trouble during operation.

After Sale service

◆ We offer ONE YEAR warranty. Within warranty period, all exchanges or replacement due to defects are free. (Buyer is responsible for shipping charges).

If the machine is over warranty, please also do not hesitate to contact us. we will assure you of our best service all the time.

◆ How to contact us?

Phone:(+86) 189 -487-55929

Tel: 0755-86368500

Email: sales@mychway.com

This product does not belong to medical, please don't use for disease treatment!

Warning

Dear users:

Thanks for choosing our company's product, in order to fully make use of the products, we sincerely suggest follow:

- ◆◆ Please read the instruction in detail and keep it well for further reading and consulting.
- ◆◆ Please follow the instruction to fit and operate the machine correctly.
- ◆◆ Please do not remove and change any accessories of the machine.
- ◆◆ It forbids others to open and remove the mainframe except the authorized people in the company.
- ◆◆ It forbids others to change and maintain the machine except the professional people.
- ◆◆ Please contact us if there is any trouble during operation.

After Sale service

◆ We offer ONE YEAR warranty. Within warranty period, all exchanges or replacement due to defects are free. (Buyer is responsible for shipping charges).

If the machine is over warranty, please also do not hesitate to contact us. we will assure you of our best service all the time.

◆ How to contact us?

Phone: (+86) 189 -487-55929

Tel: 0755-86368500

Email: sales@mychway.com

This product does not belong to medical, please don't use for disease treatment!


Table of Contents:

- 1. Introduction to Manual
- 1.1 Purpose
- 1.2 Conventions
- 2. Medical Safety.....
- 2.1. Indications for Use.....
- 2.2. Contraindications
- 2.3. Precautions
- 2.4. Patient Safety.....
- 3. Features&Function.....
- 3.1. Features.....
- 3.2. Function.....
- 4. Control Unit & Handpiece.....
- 5. Specification.....
- 6. Package Including.....
- 7. Operation Procedures.....
- 8. Treatment Recommended.....

1. Introduction to Manual


1.1 Purpose


This instructions for use manual provides a description of the system components, its controls and displays, instructions for its operation, and other equipment information important to the user


 **Warning:** Do Not operate this machine before reading this manual thoroughly. In addition to this manual,additional clinical training may be available by the company or your local distributor.

For more information on training available please contact your local representative.

1.2 Conventions

 **Note:** Notes designate information of special interest.

 **Caution:** Cautions alert the user to precautionary steps necessary to properly operate the system.Failure to observe these cautions may void the warranty

 **Warning:** Warnings alert the user to information that is of the highest importance and vital to the safety of the patient and user

All procedures are broken down by numbered steps.Steps must be completed in the sequence they are presented

Bulleted lists indicate general information about a particular function or procedure.They do not imply a sequential procedure.

Control names are spelled as they are on the system,and they appear in **Bold text**

2. Medical Safety

2.1. Indications for Use

The Fractional RF Thermage System is indicated for use as a non-invasive dermatological aesthetic treatment to:

1. Remove Wrinkle and rejuvenate skin
2. Remove Freckles and Whiten Skin
3. Lessen Acne and Acne Scars
4. Restore Skin Elasticity

5. Improve Skin Texture
6. Solve Eye Problem
7. Improve the Body Mechanism

2.2. Contraindications

The Fractional RF Thermage System is contraindicated for use in patients with:

- Open wounds or lesions on the face and/or neck
- Severe or cystic acne on the face and/or neck

2.3. Precautions

The Fractional RF Thermage System has not been evaluated for use over various materials. Therefore, treatment is not recommended directly over those areas with any of the following:

- Mechanical implants
- Dermal fillers
- Implanted electrical devices in the face and/or neck
- Metal stents in the face and/or neck area

Treatment energy is not recommended for use directly on an existing keloid.

The Fractional RF Thermage System has not been evaluated for use in patients on an anticoagulant treatment plan

It is recommended that the following areas should be avoided during treatment:

- Thyroid gland, thyroid cartilage and trachea
- Major vessels

The Fractional RF Thermage System has not been evaluated for use in the following patient populations:

- Pregnant or breast feeding women
- Children
- Those with the following disease states
 - A hemorrhagic disorder or hemostatic dysfunction
 - An active systemic or local skin disease that may alter wound healing
 - Herpes simplex
 - Autoimmune disease
 - Diabetes
 - Bell's palsy

2.4. Patient Safety



Warning: Fractional RF Thermage System should not be used on a patient's eyes or in a location or technique where ultrasound energy can reach the eye.



Warning: Use this system only if you are trained and qualified to do so.



Warning: If any problems occur during system operation, ask immediate action(s): lift the transducer off the patient's skin, press the STOP button to completely halt system operation.

3. Features&Function

3.1 Features

1. Luxury exclusive probe
2. Precise positioning, balanced and comprehensive treatment
3. High-energy, high-frequency, collagen rebirth
4. One time treatment, save time and effort at once
5. The long-term firming effect up to three years or more

3.2 Functions


1. Remove Wrinkle and rejuvenate skin
2. Remove Freckles and Whiten Skin
3. Lessen Acne and Acne Scars
4. Restore Skin Elasticity
5. Improve Skin Texture
6. Solve Eye Problem
7. Improve the Body Mechanism

4. Control Unit & Handpiece

4.1 Control Unit



4.2 Accessories



Fractional RF Tips



Fractional RF Gun



Cooling probe

5. Specification

| | |
|----------------------------|---|
| Fractional RF frequency | 10MHZ |
| Fractional RF Energy Level | 1-20J/CM |
| Fractional RF Head | 5 Types |
| Voltage | 100V-240V |
| RF Tips Pins | Fractional RF Tips Pins:16pins,49pins,100pins, 169pins, 576pins |
| Fractional RF Size | Ø8mm,Ø20mm,4.0cm ² |
| Control system | 8 inch color touch screen |
| Thermal RF Types | Interval pulse,continuous pulse |

6. Package Listing

- 1 x main machine
- 1 x power adapter
- 1x fractional rf gun
- 1x cooling probe
- 5 pcs fractional rf tips

7. Operation Procedures

- Connect the fractional RF gun with the tip
- Connect the power supply with the machine
- Switch on the machine, the following display will be shown



Press "ENTER" button enter following display
 Press "Time" Set working time



Theramage RF display

Press Intensity to set intensity
 Press "Pause" to stop the function
 Press "Start" to begin use this machine



Cooling therapy display

Press Intensity to set intensity

Press "Pause" to stop the function

Press "Start" to begin use this machine

Warm tips:



Keep in full contact with the skin during treatment, move the probe on the surface of the cared area, in an even and thorough way

Adjust the intensity from low level to high level.

use a point-by point moving method to use the fractional RF and cooling therapy

15-20 minutes on each treatment area recommended

8. Treatment Recommended

| Big Fractional RF treatment | |
|--------------------------------------|---|
| Treatment range | Whole body lipolysis, Abdomen weight loss after childbirth, Tightening after fat suction, Arm tightening, Thigh tightening, Striae gravidarum removal |
| 1 Course of treatment | 30-75days |
| Treatment frequency | Each5-7 days for one treatment |
| 1 Course of treatment | 6-15times |
| Time of each treatment | 20-30 minutes on body |
| Small Fractional RF treatment | |
| Treatment range | Eye pouch removal, Crow's-feet removal, lower eyelid wrinkle removal, Double chin, Face sliming, Pores contraction, Skin whitening, Skin rejuvenation, Wrinkle removal, Skin tightening and Face lift |
| 1 Course of treatment | 30-75 days |
| Treatment frequency | each 5-7 days for each treatment |
| 1 Course of treatment | 6-15 times |
| Time of each treatment | 20-30 minutes |