

Facial Radio Frequency Wrinkle Removal Machine SR-2271



1.Features:

This RF face eyes' around treatment is aimed at further forcing the excretion of triglycerides and skin tightening with Quadruple or tripolar 3D SMART RF & Photon. The treatment is both anti-ageing and relaxing, resulting in long lasting youthful looks. The device significantly improves skin texture whilst reducing wrinkles and fine lines as well as creating a noticeable clinical effect from the very first treatment.

2.Application

- Face lifting.
- Skin lifting around eyes.
- Tighten neck skin.
- Improve drooping and slack nose wrinkle.
- Firm forehead skin and lessen wrinkle.
- Lift and tighten breasts.
- Tighten and sculpture the back.
- Tighten and sculpture the waist.
- Sculpture the buttocks and legs.

- Tender skin of hands.


3.Package Listing


- 1 x Main Machine
- 1 x Tripolar 3D SMART RF Probe
- 1 x Quadrupole 3D SMART RF Probe
- 1 x Power Supply Cord


4.Operation

RF for face



A.  Click these 2 buttons to increase or decrease energy

B.  Click these 2 buttons to set up the working time

C.  click this button to turn on or turn off the photon function

D.  click this to set up the RF energy, please set up it from low to high



E. choose the treatment

OPERATION is the same with RF for eyes.

5. Treatment Times and skills

A. treatment time: We suggest 25-30 times ,2-3 times every week

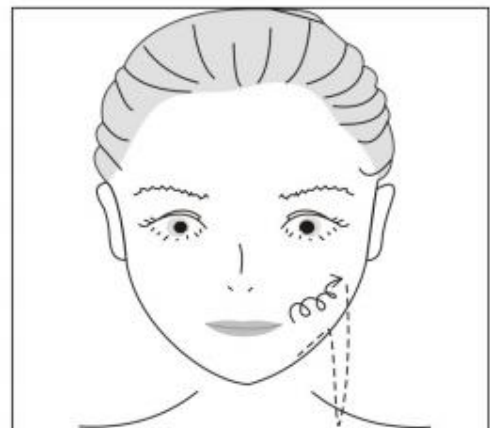
B. Operation Skills

V Shape, Nasolabial, Eyes around>>>>

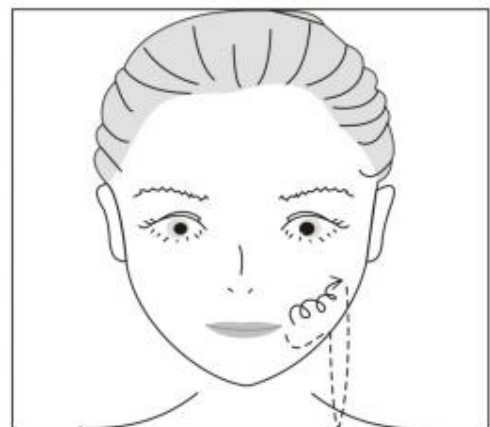
V face shaping

(V profile – rebuilding beautiful)

The beauty head close to the chin, with a circle to the ear side, then along the ear pull back to the ear, to the clavicle from ear down; and then in the opposite direction, clavicle gently pulled up into the jawbone, then pulled forward to the chin position, repeated several times throughout the movement.



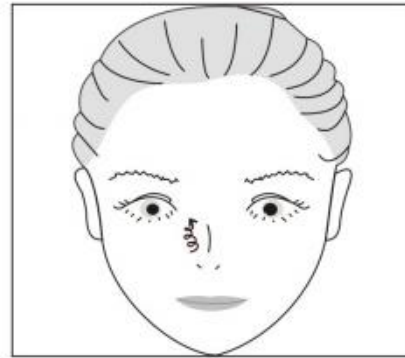
The beauty head close to the corners of the mouth, forced outward circular motion to the ear, the ear to pull back to the ear, the ear to the clavicle downwards, and then in the opposite direction from the clavicle, gently pull to move back to the jaw, mouth position, repeated several times throughout the movement.



nose pores

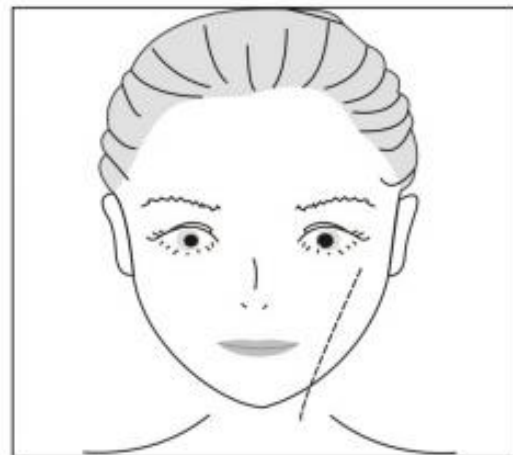
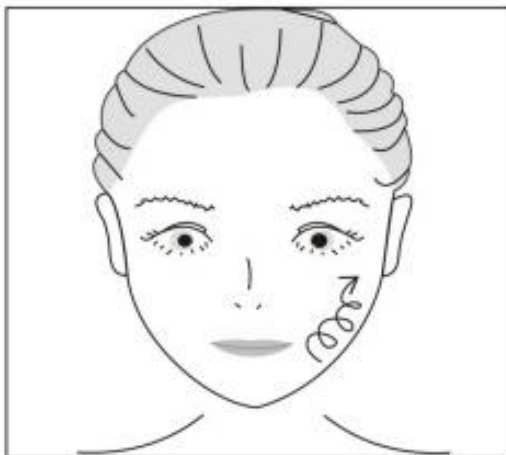
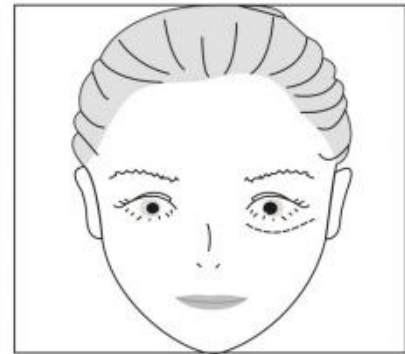
(-- promoting collagen regeneration,
increase the elasticity of skin pores)

The beauty head to cling to the nose,
forced outward to hit a circle to the bridge of
the nose, repeated several times throughout the
movement.

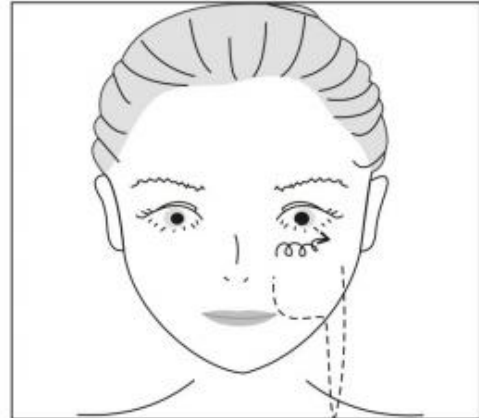


dispel pouch and black rim of the eye, eye lines
(-- to eliminate bags under the eyes, eye
wrinkles and dark circles)

The head close to the beauty bags under the
eyes location, away from the eyes of about 1 cm, pull
to the temples, repeated several times throughout the
movement.



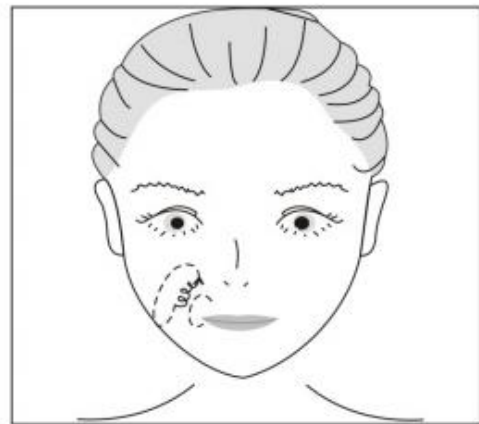
The beauty head close to the jawbone, forced outward circular motion to the ear, ear to ear along the back, from the ears down to the clavicle; and then in the opposite direction from the clavicle, gently pull to the jawbone, then forward the pull back to the jaw position, repeated several times throughout the movement.



remove the nasolabial folds back youth
(-- promote collagen regeneration, increase elasticity, reduce wrinkles)

The beauty head to cling to the chin, to draw the C word, push on acupoints by people; people in position, the method is Alexandrine painting C word hard, light to the chin, repeated several times throughout the movement.

The beauty head to cling to the mouth next to the nasolabial folds position, forced outward circular motion to the nasolabial folds (near top nose), and then gently down to the mouth next low grain position, repeated several times throughout the movement.



6.Cautions:

- 1.clean and dry face before treatment
- 2.Be sure to us the special ultrasonic gel
- 3.Do not stay in one place too long,to avoid burn skin
- 4.For avoiding burning the head,during operation,please prepare enough ultrasonic gel
- 5.If the machine will not use for a long time,please turn off, and power off
- 6.During operation,do not accept other treatment