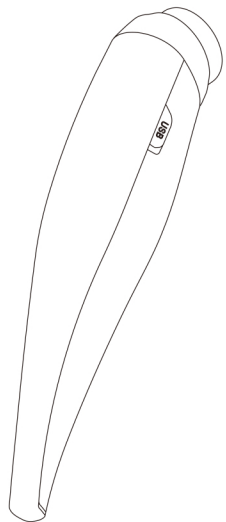


# SUPERSONIC LED COLOR THERAPY

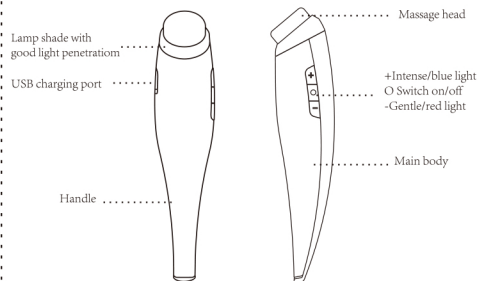


User Manual

**KOFULL**

Thank you for using our beauty product. Please read this User Manual carefully before use, allowing you to quickly have a comprehensive understanding about the product features and operation methods.

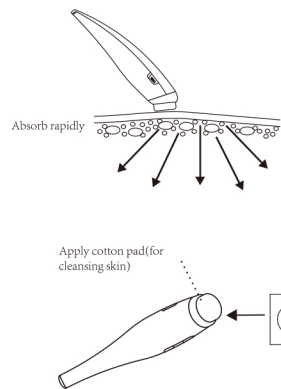
## I. Product Appearance and Features



## II. Product Specifications

Product Name	Supersonic LED Color Therapy
Model No.	KF-1650
Product Size	34*35*165mm
Material	ABS+PC Stainless Steel 304
Rated Voltage	5V
Rated Power	3W
Type of Battery	Lithium battery (embedded)

## III. Brief Illustration



## III. Instruction for Daily Use

- LED Red Light Treatment** Speed up the metabolism to restore elasticity luster  
A stable red underlying skin to improve blood circulation, promote metabolism, stimulate fibroblast to grow, regenerate collagen, detoxify, improve pigmentation spots and restore skin elasticity.
- LED Blue Light Treatment** Eliminate acne and reduce pigmentation  
Apply spot or acne solution to skin with color spots and mode. Eliminate acne and reduce pigmentation at targeted site by massaging from inside to outside and from bottom to top.
- Best Use With Mask**  
In applying a mask, massage your face from inside to outside in a circular movement of the product. Recommend to use a cycle each time. (It is set to be 7 minutes for a cycle.)
- Nutrient Supply Iontophoresis**  
Fully penetrate the nutrients into your bottom skin to better perform the effect of skin care products.



5. Wrinkles Elimination Lift and tighten your skin  
Apply the essence at key sites and circularly from inside to outside of your face

6. Massage at Constant Temperature of 42 Degrees Promote metabolism  
Relieve acne, massage eyes to relieve fatigue, and refine skin molecules with 3 million hertz to help deliver skincare nutrients deep into the skin effectively and tighten your skin.

## V. Precautions

- Please stop using once you feel any skin irritation.
- The product is not recommended for use in high-temperature areas or bathrooms.
- Prevent the product from falling or any strong external force.
- Pregnant women are prohibited from using the product.
- Dismantling and man-made damage are not allowed.
- Don't put it close to fire or other high-temperature places.
- Don't wet the product. Store it in a cool place.
- Never use by targeting at eyes even if your eyes are closed.

## Method for Ultrasound Identification

The red light is on if the product is started. Apply water drops with your finger to the surface of the massage head. The ultrasound works normally if the water drops vibrate intensely.

RoHS

## Product warranty card

Product Name:

Model No.:

Product origin: China

Dealers  
to  
fill  
out

Sales date:

phone number:

address:

The zip code:

Manufacturer's serial number:

The user name:

address:

phone number:

The zip code:

Consumers  
to  
fill  
out

Dealers seal