



MS-5491

# Instructions

## Table of Contents

<b>Warning</b> .....	<b>3</b>
<b>Therapy</b> .....	<b>4</b>
<b>Features</b> .....	<b>6</b>
<b>Functions</b> .....	<b>6</b>
<b>Operation Procedures</b> .....	<b>7</b>
<b>40Khz Ultrasonic handle-strong sound wave explosion fat head</b> .....	<b>7</b>
<b>Vacuum Bipolar RF Handle</b> .....	<b>7</b>
<b>Matters Needing Attention</b> .....	<b>7</b>
<b>Notes</b> .....	<b>8</b>
<b>Quadrupole RF Head for Face and Body</b> .....	<b>8</b>
<b>Matters Needing Attention</b> .....	<b>8</b>
<b>Tripolar RF Head for Faceand Eyes' Around</b> .....	<b>8</b>
<b>Package Including</b> .....	<b>9</b>
<b>Function and Treatment Principles</b> .....	<b>9</b>
<b>1. 40Khz Cavitation:</b> .....	<b>10</b>
<b>2. Tripolar RF Handle</b> .....	<b>11</b>
<b>3. Quadrupolar RF for face</b> .....	<b>12</b>
<b>4. Sextupole Body RF Handle</b> .....	<b>12</b>
<b>5. Vacuum RF Head</b> .....	<b>13</b>

## Warning

Dear users:

Thanks for choosing our company's product, in order to fully make use of the products, we sincerely suggest follow:

- ◆◆Please read the instruction in detail and keep it well for further reading and consulting.
- ◆◆Please follow the instruction to fit and operate the machine correctly.
- ◆◆Please do not remove and change any accessories of the machine.
- ◆◆It forbids others to open and remove the mainframe except the authorized people in the company.
- ◆◆It forbids others to change and maintain the machine except the professional people.
- ◆◆Please contact us if there is any trouble during operation.

After Sale service

◆We offer ONE YEAR warranty. Within warranty period, all exchanges or replacement due to defects are free. (Buyer is responsible for shipping charges).

If the machine is over warranty, please also do not hesitate to contact us. we will assure you of our best service all the time.

◆How to contact us?

Phone:(+86) 189 -487-55929

Tel: 0755-86368500

Email: sales@mychway.com

This product does not belong to medical, please don't use for disease treatment!

# Therapy

With collective strong sound wave head, strong sound wave of 40000HZ may be emitted to vibrate fat cells at top speed and produce numerous vacuum air pockets inside and outside the fat cells, robustly impact fat cells to generate introverted blast and disintegrate triglyceride into glycerol and free fatty acids. Then RF waves at frequency of 1MHZ is used for exhausting the integrated glycerol and free fatty acids through hepatoenteral circulation. Finally, vacuum RF and energy electrode are used for positioning and tightening fat. In physics, it is known as "cavitation". Micropore introvertedblast inside and outside cell may lead to enhanced molecular motion and a higher energy level and this will finally cause fat cell rupture and there achieve the effects of body building and losing weight.

## 1. Dissolve fat, lymphatic drainage, firm skin and enhance skin elasticity

### Negative pressure RF head

Being integrated with the most advanced RF technology and radio frequency, the instrument may directly reach the deep-seated fat body and have the excellence of targeted positioning RF. In the fast-active state, fat cell tissue may generate friction heat, increase local temperature and remove excess fat and toxin from the body through sweat gland, enterohepatic circulation and lymph and ultimately achieve the effect of dissolving fat. With controlled depth technology, inlaid diamond particles of different sizes may rub skin along its pattern, adjust suction strength by means of vacuum draw and rub with negative pressure strong force to directly explode thick fat. Thus, the effects are very obvious: enhance blood circulation, accelerate the decomposition of fat, take away wastes, enhance the effect of removing cellulite, effectively improve the state of areolar tissue, remove stubborn fat and improve the sufficient absorption condition of diet products.

## 2. Strong force explosion fat and fat removal

Strong sound wave explosion fat head With collective strong sound wave head, strong sound wave of 40000HZ may be emitted to human body for impacting fat cells fiercely and causing friction motion between fat cells. This may cause effective consumption of calories and moisture in fat cells and reduce the size of fat cells.

What's more, sound wave vibration may cause fierce impact of fat cells to make them be exploded instantaneously, reduce the amount of fat cells and thereby achieve the effects of removing fat.

## 3. Vacuum RF

For body and face re-shaping. Weight loss Vacuum+RF fat-explosion machine can promote tissue metabolism, repel the cellulite, which make fat granule in different depths and shocking make fusion energy, and the deepest receptor can get granule in 3CM thick of skin, and rapid expansion and the rapid heating of the cell wall that exceed the elastic limits and arises cells broken, so that the combustion of fatty acids at the same time broken out of a pot, not only the burning consumption of fatty acids but also more directly

emptying so rapidly reduce the size of granule.

#### 4. Tripolar RF Facial wrinkle elimination, tightening and lifting

Facial RF head capacitive coupling electrode is used for transmitting radio-wave energy and generating an electric field for entering into subcutaneous tissue through the skin surface. In the high-frequency of 450kHz, this electric field changes its polarity for 450,000 times per second. To reply to the rapid change in electrode, directions of electrical particles the skin are also changed. By this time, natural electric resistance in the subcutaneous tissue moves and generates heat energy. As the papillary dermis collagen may immediately shrink when the temperature is within the range from 60 to 70 celcius degree, after wrinkle treatment, client may immediately sense the skin tightening effects as it is being lifted and firmed. When collagen is produced continuously, thickness and density of the skin papillary dermis may be increased to remove wrinkles, eliminate scars, restore skin elasticity and gloss and make it be blonde and smooth. While collagen is increased, fresh skin is generated in the position of operation and wrinkles are removed by large amount of cells. In addition, when cortex without elasticity or that with thick horny layer in the area with wrinkles is separated, surrounding skin will also be renewed.

#### 5 Tripolar small RF for face and eye around

A tripolar facial lifting is a non-surgical, non-invasive cosmetic technique that safely and effectively improves the health and appearance of the skin. A tripolar facial lifting uses technologies developed in the medical and physiotherapy fields to activate the skin's natural chemicals responsible for health and vitality. A tripolar facial lifting provides satisfying aesthetic results with less risk of side effects compared to a traditional face lift. The A tripolar facial lifting procedure is proven safe and effective, delivering results at a fraction of the cost of traditional procedures.

It can removal wrinkle and tighten skin, whiten and tender skin, shrinken pores, dispel black eye socket, pouch and crow's-feet, removal the yellow skin, removal face edema, removal face toxin, lifting face, speed up the secrete of skin, neck care, removal neck wrikle, tighten and whiten skin.

## Features

1. Painless treatment focus RF energy at the correct position, compared to other radio frequency technology. It uses low energy and high frequency, safe and effective.
2. Aim at the skin surface and deep location, using a complex method to control the different currents and energy, direct access to the different skin layer. Does not cause the phenomenon of uneven skin.
3. Selectively targeting fatty tissue, to avoid heating other fat, to achieve the fastest treatment effect.

4. The entire process is completed without the need of surgery and anesthesia.
5. With the most useful 40KHZ ultrasonic cavitation system.
6. Without side effects and the risk of gaining the weight back, the results are rather obvious. Does not affect the normal work and life.

## Functions

Firming the arms, legs, thighs, buttocks, waist, back, abdominal muscles and reshape the body figure Improve and treat the orange peel like fatty tissues of different serious levels With the effects of soothing, decompression and pain relief (such as joint pain, sciatica), promote the regular mechanical aerobic exercise of skin tissue, rapidly relieve stress and remove fatigue. Firming, lifting and compact the skin and mould the face shape circulate and activate cells, promote metabolism and so that 100% more collagen and elastic fibers may be gained for improving the facial and body skin.

## Operation Procedures

### **40Khz Ultrasonic handle-strong sound wave explosion fat head**

Press "TIME SET" to adjust the time, clicking "-" to decrease the strength or click "+" to increase it. Press "PAUSE" to start the strong sound wave explosion fat head.

Mode a. b. c. d means that:

"A" is continuous working for 3 sec and discontinuous for 2 sec.

"B" is continuous working for 4 sec and discontinuous for 3sec.

"C" is continuous working for 1 sec and discontinuous for 1 sec.

"D" is continuous working for 0.5 sec and discontinuous for 0.5sec.

Operate with the 40KHz cavitation head for 15-20 minutes with mainly the spiral movement on body.

## Vacuum Bipolar RF Handle

Panel: Press "RF CHANNEL" in the display screen to select body RF output, select the suitable intensity(adjust according to the customer's acceptable level, 3-6 is ok.), and at last press PAUSE key. The face RF starts to work.

Beautifying: Use the probe to massage the specific part of skin circularly after applying the sliming cream for about 30 to 40 minutes. It could quicken the blood circulation in the part of skin treated and has the effect of decomposing fat, etc.

## Matters Needing Attention

1. Apply sliming cream or cooling gel to the part of skin to be treated before the treatment.
2. Keep close contact between the probe and the skin.
3. Adjust the intensity from low level to high level.
4. Please do not irradiate eyeball directly with colored light.
- 5 Operate with the bipolar vacuum head for 15-20 minutes with mainly the spiral movement on body.

### Multipolar RF Head for Body

Press "TIME SET" to adjust the time, clicking "+" to increase the RF intensity or "-" to decrease RF intensity, press "work" to start the operation of negative pressure vacuum RF head. Apply gel to the negative pressure vacuum RF head, point it to the position for losing weight and operate in pulling technique(drag fat at the position for losing weight to the position where it is closer to the lymph gland) for about 20 minutes.

## Notes

1. Spread gel or essence on the treated positions for hairdressing evenly.
2. In use, start with low-energy. We suggest to try for the proper energy level on the back of clients' hands before using on body of them.
3. Do not use essential oil as the medium.
4. In operation, start pulling only after negative pressure head is attached to skin.
5. Turn off the instrument probe when it is not in use.
6. Operate with the tripolar RF head for 15-20 minutes with mainly the spiral movement on body.

## Quadrupole RF Head for Face and Body

Press "TIME SET" to adjust the time, clicking "+" to increase the RF intensity or "-" to decrease RF intensity, select the suitable intensity (adjust according to the customer's acceptable level, 3-6 is ok.), and at last press "work" key. The face RF starts to work.

Beautifying: Use the probe to massage the specific part of skin circularly after applying the sliming cream for about 30 to 40 minutes. It could quicken the blood circulation in the part of skin treated and has the effect of decomposing fat, etc.

## Matters Needing Attention

1. Apply sliming cream or cooling gel to the part of skin to be treated before the treatment.
2. Keep close contact between the probe and the skin.
3. Adjust the intensity from low level to high level.
4. Please do not irradiate eyeball directly with colored light.
5. Operate with the tripolar RF head for 15-20 minutes with mainly the spiral movement on face.

## Tripolar RF Head for Face and Eyes' Around

Press "TIME SET" to adjust the time, clicking "+" to increase the RF intensity or "-" to decrease RF intensity, select the suitable intensity (adjust according to the customer's acceptable level, 3-6 is ok.), and at last press "work" key. The face RF starts to work.

Spread gel or wrinkle smoothing essence on the treated positions for hairdressing (generally 20-30G each time), operate with the facial RF head for 15-20 minutes with mainly the spiral movement on face and eye around.

## Package Including

Multipolar RF Head for Body x 1  
40KHz Cavitation Head x 1  
Vacuum Bipolar RF Head x 1  
Tripolar RF Head for Face and Eyes' Around x 1  
Quadrupole RF Head for Face and Body x 1  
Power cord x 1









# Function and Treatment Principles



## 1. 40Khz Cavitation:

### Operation:









1. Press  and  to adjust the working time.
2. press  to decrease the energy , and press  to increase the energy.
3. Press  to select model, two models can choose(A, B)
4. Press  to stark work or pause operation

## 2. Tripolar RF handle

### Operation:



1. Press  and  to adjust the working time.
2. press  to decrease the energy , and press  to increase the energy.
3. Press  to select model, two models can choose(A, B)
4. Press  to stark work or pause operation







**Beautifying:** Use the probe to massage the specific part of skin circularly after applying the sliming cream for about 30 to 40 minutes. It could quicken the blood circulation in the part of skin treated and has the effect of decomposing fat, etc.

**Notes:**

1. Apply sliming cream or cooling gel to the part of skin to be treated before the treatment.
2. Keep close contact between the probe and the skin.
3. Adjust the intensity from low level to high level.
4. Please do not irradiate eyeball directly with colored light.

### 3. Quadrupolar RF for face



1. Press  and  to adjust the working time.
2. press  to decrease the energy , and press  to increase the energy.
3. Press  to select model, two models can choose(A, B)
4. Press  to stark work or pause operation

### 4. Sextupolar Body RF handle







Being integrated with the most advanced RF technology and radio frequency, the instrument may directly reach the deep-seated fat body and have the excellence of targeted positioning RF. In the fast-active state, fat cell tissue may generate friction heat, increase local temperature and remove excess fat and toxin from the body through sweat gland, enter hepatic circulation and lymph and ultimately achieve the effect of dissolving fat.

With controlled depth technology, inlaid diamond particles of different sizes may rub skin along its pattern, adjust suction strength by means of vacuum draw and rub with negative pressure strong force to directly explode thick fat. Thus, the effects are very obvious: Enhance blood circulation, accelerate the decomposition of fat, take away

wastes, enhance the effect of removing cellulite, effectively improve the state of areola tissue, remove stubborn fat and improve the sufficient absorption condition of diet products.

### Operation:











1. Press  and  to adjust the working time.
2. press  to decrease the energy , and press  to increase the energy.
3. Press  to select model, two models can choose(A, B)
4. Press  to stark work or pause operation

### 5. Vacuum rf head

### Operation:



11. Press  and  to adjust the working time.
2. press  to decrease the energy , and press  to increase the energy.
3. press  to adjust the suction, press  to adjust the release, usually suction must higher than release.
4. Press  to select model, two models can choose(A, B)
5. Press  to stark work or pause operation

## BUTTOCKS

### ILLUSTRATION of OPERATION

#### FACE

Treated time: 30 minutes

1. Massage the mandible center in circles to produce deep heat.

2. Massage lower jaw in lines.



3. Massage the triangle zone of both sides of the face in circles.

4. Massage from jaw to angulus oris to ear in lines.



#### THIGH

Treated time: 30 minutes

1. From down to upper, pushing to the groin to dredge the lymph.



2. From down to upper, circling push by anticlockwise can help decomposing fatness.



3. Also can push by come-and-go to decompose fatness.



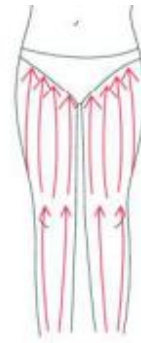
4. Pull from the knee and muscle texture to upper, can improve the curve.

Treated time: 20 to 30 minutes

1. Along the lymph direction, pulling to the waist.



2. From upper to down, by anticlockwise gesture, pull come-and-go.
3. Along the muscle of arm, pull up to lift and tight the muscle.



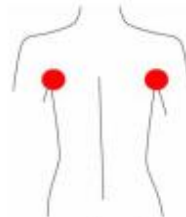
## BACK

Treated time: 20 to 30 minutes

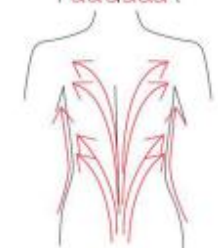
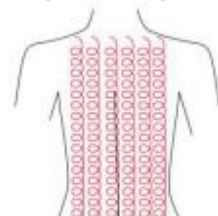
1. First by come-and-go, pushing the bladder nerve 2 to 3 times.



2. Circling by anticlockwise to stimulate the underarm lymph node.



3. On the back, by anticlockwise circling, can help to decompose the fatness.





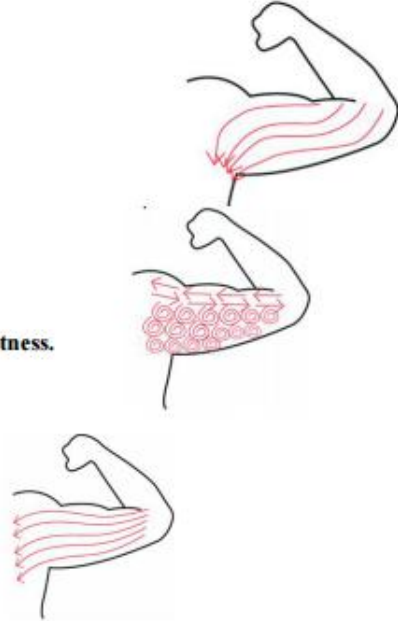
4. Using lymph drainage gesture, pull the toxin to the lymph node, can help improving the back curve.

#### ARM

Treated time: 30 minutes

#### BACK SIDE

1. From the inner elbow to the armpit, doing lymph drainage.
2. Circling to stimulate the lymph node.
3. By anticlockwise or come-and-go pushing, decomposing the fatness.
4. From the elbow to the outer, doing tightening gesture.



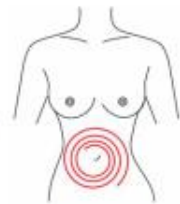
#### Facade

1. From the elbow to the outer, doing tightening gesture.

#### Abdomen

Treated time: 20 to 30 minutes

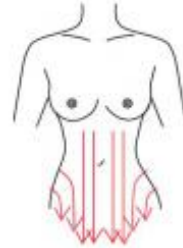
1. From small to large, by clockwise direction, circling around the navel, can help peristalsis of the large intestine.
2. From small to large, by anticlockwise direction, circling push down.



3. From the belly and muscle texture, pull to the groin.



4. Through lymph drainage gesture, taking the toxin to the place of groin.



### Attention:

1. Pregnant women or women during in menses.
2. Epileptic.
3. Patients with malignancy.
4. Patient whose wound after operation has not healed up.
5. Acute inflammation or epidemical patients.
6. Whom with heart diseases or with heart pacemaker.
7. Who with kidney (gall-stone) disease.
8. Who was embedded metal object or silica gel.
9. Who in menses, birth control period, emiction incontinence period, or accepting the belly operation.
10. Whose body always takes much inner hot.
11. Who has the genetic hypersensitivity.

### Notice:

1. Be sure to use the special ultrasonic gel.
2. Avoid knocking the us head.
3. For avoiding burning the head, during operation, please prepare enough ultrasonic gel.
4. Don't stay in one place, avoid treating on the bone.
5. Don't use disinfectant product to disinfect the us head. We suggest the wet cotton or dry towel enough.
6. Check the machine power cord if it is connected well.

7. If the machine will not use for a long time, please switch off it, and power off.
8. Please take off all metal decoration from the operator and patient's body.
9. If continuous using 1 hour, please pause the machine about 10 minutes, then using again.
10. During the operation, be sure not to accept other treatment.

