



MS-22Y6

Instructions

Warning

Dear users:

Thanks for choosing our company's product, in order to fully make use of the products, we sincerely suggest follow:

- ◆◆ Please read the instruction in detail and keep it well for further reading and consulting.
- ◆◆ Please follow the instruction to fit and operate the machine correctly.
- ◆◆ Please do not remove and change any accessories of the machine.
- ◆◆ It forbids others to open and remove the mainframe except the authorized people in the company.
- ◆◆ It forbids others to change and maintain the machine except the professional people.
- ◆◆ Please contact us if there is any trouble during operation.

After Sale service

◆ We offer ONE YEAR warranty. Within warranty period, all exchanges or replacement due to defects are free. (Buyer is responsible for shipping charges).

If the machine is over warranty, please also do not hesitate to contact us. we will assure you of our best service all the time.

◆ How to contact us?

Phone:(+86) 189 -487-55929

Tel: 0755-86368500

Email: sales@mychway.com

This product does not belong to medical, please don't use for disease treatment!

Table of Contents:

- 1. Introduction to Manual
 - 1.1 Purpose
 - 1.2 Conventions
- 2. Medical Safety.....
 - 2.1. Indications for Use.....
 - 2.2. Contraindications
 - 2.3. Precautions
 - 2.4. Patient Safety.....
- 3. Features&Function.....
 - 3.1. Features.....
 - 3.2. Function.....
- 4. Control Unit & Handpiece.....
- 5. Operation Procedures.....
- 6. PACKAGE INCLUDING


 - 6.1 Brief Introduction of the ultrasonic flat head.....
 - 6.2 Technical Advantages.....
 - 6.3 Features.....
 - 6.4 Symptoms could be treated by Ultrasonic.....

- 7. Ultrasonic Skin Scrubber.....
 - 7.1 Theory and Functions.....
 - 7.2 Benefits.....
 - 7.3 Features.....
 - 7.4 Parameters.....
 - 7.5 Operating Tips for Skin Scrubber.....
- 8. Package Including.....
- 9.Treatment Operation.....

1. Introduction to Manual


1.1 Purpose


This instructions for use manual provides a description of the system components, its controls and displays, instructions for its operation, and other equipment information important to the user


 **Warning:** Do Not operate this machine before reading this manual thoroughly. In addition to this manual,additional clinical training may be available by the company or your local distributor.

For more information on training available please contact your local representative.

1.2 Conventions

 **Note:** Notes designate information of special interest.

 **Caution:** Cautions alert the user to precautionary steps necessary to properly operate the system.Failure to observe these cautions may void the warranty

 **Warning:** Warnings alert the user to information that is of the highest importance and vital to the safety of the patient and user

All procedures are broken down by numbered steps.Steps must be completed in the sequence they are presented

Bulleted lists indicate general information about a particular function or procedure.They do not imply a sequential procedure.

Control names are spelled as they are on the system,and they appear in **Bold text**

2. Medical Safety

2.1. Indications for Use

The ultrasonic Flat headed with Ultrasonic Skin Scrubber machine is indicated for use as a non-invasive dermatological aesthetic treatment to:

- clean the face and body skin
- Face care,lifting,whitening
- Decompose melanin, eliminate dark spots
- Remove thin wrinkles, skin flabby

2.2. Contraindications

The ultrasonic Flat headed with Ultrasonic Skin Scrubber machine is contraindicated for use in patients with:

- Open wounds or lesions on the face and/or neck
- Severe or cystic acne on the face and/or neck

2.3. Precautions

The ultrasonic Flat headed with Ultrasonic Skin Scrubber machine has not been evaluated for use over various materials. Therefore, treatment is not recommended directly over those areas with any of the following:

- Mechanical implants
- Dermal fillers
- Implanted electrical devices in the face and/or neck
- Metal stents in the face and/or neck area

Treatment energy is not recommended for use directly on an existing keloid.

The ultrasonic Flat headed with Ultrasonic Skin Scrubber has not been evaluated for use in patients on an anticoagulant treatment plan

It is recommended that the following areas should be avoided during treatment:


- Thyroid gland, thyroid cartilage and trachea
- Major vessels


The ultrasonic Flat headed with Ultrasonic Skin Scrubber machine has not been evaluated for use in the following patient populations:


- Pregnant or breast feeding women
- Children
- Those with the following disease states
 - A hemorrhagic disorder or hemostatic dysfunction
 - An active systemic or local skin disease that may alter wound healing
 - Herpes simplex
 - Autoimmune disease
 - Diabetes

Bell's palsy

2.4. Patient Safety

 Warning: ultrasonic Flat headed with Ultrasonic Skin Scrubber machine should not be used on a patient's eyes or in a location or technique where ultrasound energy can reach the eye.

 Warning: Use this system only if you are trained and qualified to do so.

 Warning: If any problems occur during system operation, ask immediate action(s): lift the transducer off the patient's skin, press the STOP button to completely halt system operation.

3. FEATURES&FUNCTION

3.1 FEATURES

- Effectively penetrate deep into pores, thoroughly clean the skin, clean the dirt and ageing cutings
- By ultrasonic oscillation, penetrate into deep inside the wool stoma, can deep clean your skin dirt, senescent cells and corneous layer; Can effectively remove acne, blackhead acne. Accelerate blood circulation, promote metabolism, fade spots.
- By ultrasonic oscillation, penetrate into deep inside the wool stoma, can deep clean your skin dirt, senescent cells and corneous layer; Can effectively remove acne, blackhead acne. Accelerate blood circulation, promote metabolism, fade spots.
- The entire process is completed without the need of surgery and anesthesia.
- With the most useful ultrasonic system.
- Without side effects .Does not affect the normal work and life.

Wanna own perfect skin like babies? This item is your best choice: quickly and thoroughly clean up the dirt and ageing horny in the deep skin, gradually lighten the dark spots on your skin, eliminate your wrinkles and lift your face, relax your skin, promote blood circulation and metabolism, prevent acne and blain

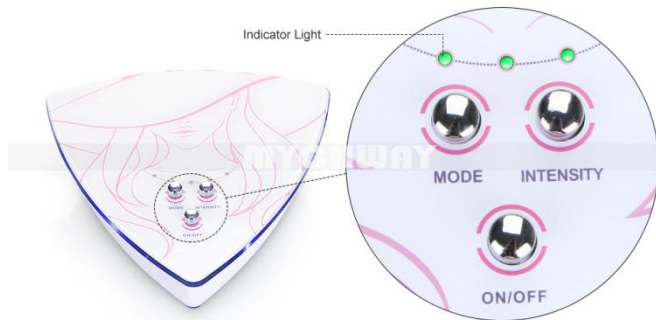
3.2 Theory and Functions





By tech high Frequency vibration (3MHZ), generate ultrasonic with strong penetrability. It is a special instrument that could radiate an alternate wave and spread around. it will do soft and micro massage to skin cells, accelerate tech blood circulation, facilitate the metabolism, active the cells and improved the absorption of nutrition.eliminate the aged cells,expel the toxin and fine the wrinkles. Accompany usage with cosmetic product or medicine,it could treat and improve the skin problems.By ultrasonic oscillation, penetrate into deep inside the wool stoma, can deep clean your skin dirt. when using anion, can in the skin surface layer formed between a local electric field, already ionized essence through barrier layer, import skin, enables cells to absorb the essence of effective skin care ingredients, this kind of induction principle.

4. Control Unit & Handpiece



5. Operation Procedures



- Press  to open and off the machine.
- Press  to select the mode, using the ultrasonic flat head or ultrasonic skin scrubber,
- press  to increase the energy. Level 1~3 can be adjusted.
-  the Indicator light shows the intensity and the corresponding energy.

6. Ultrasonic Flat head



6.1 Brief Introduction of the ultrasonic flat head

1, By tech high Frequency vibration (3MHZ), generate ultrasonic with strong penetrability. It is a special instrument that could radiate an alternate wave and spread around. It is much stronger that the normal sonic wave, with high frequency, good direct, strong penetrability and great expandability.

2, Because of the high frequency vibration, it will do soft and micro massage to skin cells, accelerate tech blood circulation, facilitate the metabolism, active the cells and improved the absorption of nutrition.

3, High frequency micro massage could eliminate the aged cells,expel the toxin and fine the wrinkles. Accompany usage with cosmetic product or medicine,it could treat and improve the skin problems.

4, The Frequency of ultrasonic could also generate resonance vibration of the cells, consume the fat and improve water absorbing capacity of cells, rejuvenate the skin and recover the elasticity.

6.2 Technical Advantages

1. Adopt the top ultrasonic liposuction technique in the world.
2. Suitable for all kinds of skin.
3. Comfortable, painless, non-invasive during the treatment.
4. Easy operation, easy study.
5. Non- exhaustion, low cost investment and quick high returns.

6.3 Features

1. Free operation, . non-anaesthetic.
2. No ruggedness.
3. No bleeding, tumidness and bruise.
4. No side effects, good effects, no rebounding phenomenon.
5. unwound, will not influence the normal working and living.

6.4 Symptoms could be treated by Ultrasonic:

- 1, Red face
- 2, Acne
- 3, Dyschromatosis
- 4, Chlosma
- 5, Aestates
- 6, Under-eye dark circle
- 7, Swollen eyelid
- 8, Ichthyosis

7. Ultrasonic Skin Scrubber



7.1 Theory and Functions

1. Ultrasonic

Slow metabolism of skin, coupled with the influence of ultraviolet (uv) cause melanin

precipitation and the formation of dark spots, freckles. By ultrasonic oscillation, penetrate into deep inside the wool stoma, can deep clean your skin dirt, senescent cells and corneous layer; Can effectively remove acne, blackhead acne. Accelerate blood circulation, promote metabolism, fade spots.

2. Anion

Import (deep import let care product nutrition easier to penetrate completely absorbed) : when using anion, can in the skin surface layer formed between a local electric field, already ionized essence through barrier layer, import skin, enables cells to absorb the essence of effective skin care ingredients, this kind of induction principle.

7.2 Benefits

1. Effectively penetrate deep into pores, thoroughly clean the skin
2. A special scraper type probe, deep into the skin, clean the dirt and ageing cutings
3. By ultrasonic vibration for professional hairdressing fluid is more thin, atomizing
4. Decompose melanin, eliminate dark spots
5. Remove thin wrinkles, skin flabby
6. Both sides of the skin scrubber can be used as your needs.

7.3 Features

1. Works through ultrasonic high frequency (3MHZ) vibration
2. Let your facial cells vibrate and activate with it.
3. Quickly and thoroughly clean up the dirt and ageing horny in the deep skin.
4. Gradually lighten the dark spots on your skin.
5. Eliminate your wrinkles and lift your face.
6. Massage your face.
7. Relax your skin.
8. Promote blood circulation and metabolism of your skin.
9. Cure and prevent acne and blain.
10. Modes, working time and working intensity adjustable.
11. Works better together with skin care products such as deep cleansing oil, cleaning foam, toner, massage cream, essential oil, essence cream, etc.
12. 110-240V AC power supply.
13. Decent and ergonomic design. Lightweight and compact, easy to carry and handle. Easy operation. Lets you own perfect skin like babies.
14. A necessary beauty equipment for men and women, young and old.
15. No effect and negative for skin

7.4 Parameters

- Working mode: Ultrasonic high frequency (3MHz) vibration and mild heating
- Output frequency: 7W
- Output voltage: DC 15V
- Power supply: 110-240V AC power
- Powered by: AC/DC power adaptor

7.5 Operating Tips for Skin Scrubber

Put some pure water on the skin, turn on the switch, immediately feel the spatula on the skin has a small vibration, the pure water on the skin in the spatula after the water becomes turbid, with the dirt on the skin splash out, deep clean, clean aged horniness. The effect is very good!

The operation process

1. Clean the facial skin, gently pat all parts of the face with proper amount of convergence water to absorb, so that the skin can be thoroughly disinfected and best protected.
2. Plug the power adapter and remove the protective cover.
3. Put the black head into the wave or other cleaning liquid on the skin, press the switch, the working indicator light is on, and move slowly in the area that needs to be cleaned. The black head, white head and acne can be seen to be decomposed and exported immediately.
4. Use the ultrasonic cleaning function, press the ultrasonic cleaning select button once, and the indicator light is on, and the machine can work normally.(touch the touch key when using)
5. Remove the oil from the pores and take it out of the skin to clean the skin.
6. If you use the ultrasonic import function, press the ultrasonic import selection key once and the indicator light is on, you can work (touch the touch key when using).

Applicable to various skin care products!

1. Take essence: apply the essence evenly and then use the applicator for 3-5 minutes to improve skin moisture
2. Build up the cream: apply the cream evenly on the face and probe, and use it for 3-5 minutes to double the moisture on the skin
3. Take a facial mask: after applying the mask, use the importer to massage the mask essence for about 3-5 minutes

"Drink full" after the essence, with lotion or frost undertake lock water, let every inch skin all get care, glorious heartily bloom!

8.Package Including

Main machine x 1
Ultrasonic flat probe x1
Ultrasonic skin scrubber x1
Power cord x 1

Notice:

- 1.Please insert the ultrasonic skin scrubber cable carefully and correctly into the machine



2. Please put the ledge of the cable right into the gap of the hole on the machine



3. Please put the ultrasonic flat head probe right into the 3 hole jack

4. Using 5-10 minutes at one time treatment for both probe, and do it once a week

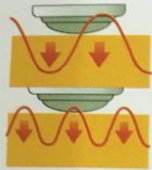

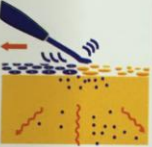

5. Before and after use, please keep the instrument body and probe clean and disinfect.

6. Please stop using on the skin after cutting, eczema, swelling or shaving.

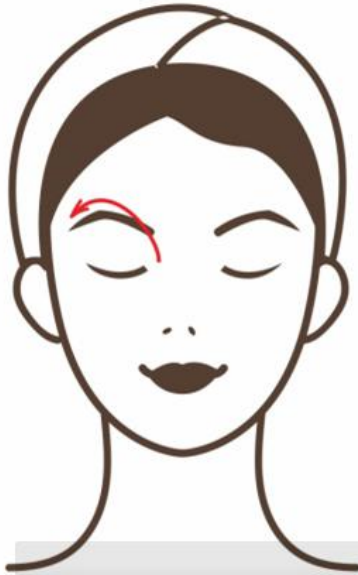
7. Do not use this instrument around the eye area or at the wound.

8. After using, you can wipe with clean water or wipe with makeup remover

9. Treatment Operation

 <p>28000 Ultrasonic Composed of two power- change slices piece, it can produce up to 28000 times of beauty energy ultrasonic, efficiently import & export and effectively help to solve the skin problems and beauty up.</p>	 <p>Detoxification Export By 28000 times per second microseism, it makes skin, pores in the black dirt easily decompose, refine and export. Ultrasonic wave makes a warm feeling of massage, and accelerates blood circulation and detoxification</p>
 <p>Nutrition Import By 28000 times per second microseism, it makes VC, collagen and other large molecular decompose and refine, easy to absorb, improve the natural permeability of cosmetic ingredients, so that better import the nutrition</p>	 <p>Superior steel Detector The spade shape detector is made of corrosion resistance, high temperature resistance of the top 304 stainless steel. It has a higher stability, durability than a plating one for human health and enjoy much stable output, which ensure more secure use.</p>

EYEEES'AROUND



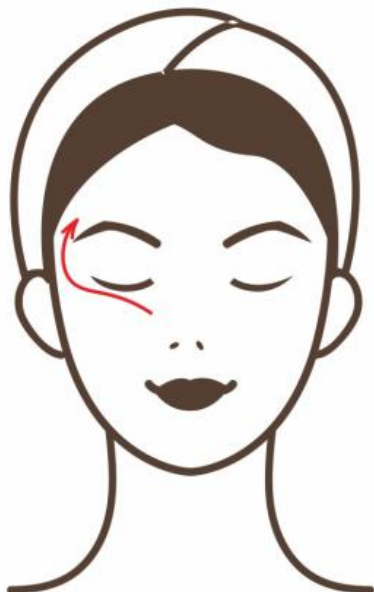
3. Move in small circular motion from the corner of the eye to the Jing-ming points to the eyebrow, repeat 5-8 times

EYEEES'AROUND



1. Dredge the meridian and collaterals of eyes, repeat 5-8 times.

EYEE'S AROUND



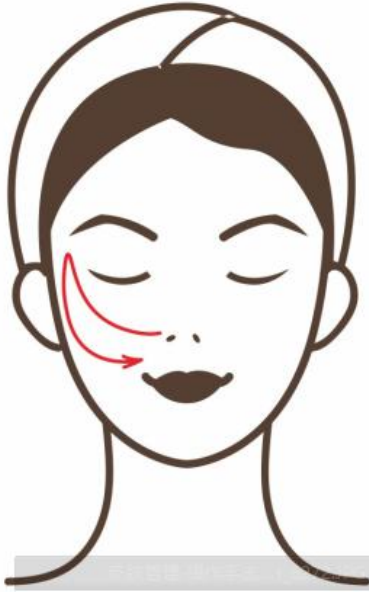
2. Move in small circular motion in the lower eye then lift to the temple, repeat 5-8 times.

FOREHEAD



Make operation head move in small circular motion by closing to the light bone of nose, circle out to the ear beads. Then pulled down to the chin with light force, repeat 5-8 times.

CHEEK



Make operation head move in small circular motion by closing to the light bone of nose, circle out to the ear beads. Then pulled down to the chin with light force, repeat 5-8 times

CHIN



2.Make operation head move in strict motions by clinging to the chin and strict out to the ear beads. Then pulled down to the chin with light force,repeat 5-8 times

CHIN



1. Make operation head move in small circular motions by pressing tightly against the double chin and then pull back to the back of the ear, repeat 5-8 times

MOUTH



- Make operation head move in small circular motion by clinging to the corner of mouth, and circle out to the ear beads. Then pulled down to the chin with light force, repeat 5-8 times

NECK



Move in small circular motions from the inside of the neck to the outside, then lift from the neck upward to the cheek, neck treatment area can be divided into three lines (up, medium, down areas) to operate.

Attention: strength should be top heavier and down lighter, operation electrodes should tight skin, repeat 8-10 times.

