

# Q Switched Nd Yag Laser Tattoo Eyebrow Removal Machine



## Introduction

**ND: YAG Cosmetic System introduces gem-adjusting Q switch, which uses high energy by instant emission of beam to crush and remove the pigment effectively in the pathologically changed tissues. That is an explosion led by beam: the beam at the fixed wavelength enabled by the accumulated high energy can reach the pathologically changed tissues through epidermis in a very short time (only 6 ns) to instantly crush the respective color base, then the corresponding**

**pigment group gets swollen and outburst at last due to high energy, and part of the pigment group springs out of the human body (at shallow epidermis), and the rest (at basis tissues) pigment group will become very small particle before swallowed by the human cell which will be finally discharged out of the human body through lymphatic system circulation. The pigment of the pathological tissues will fade in color till it vanishes. And the surrounding normal tissues will not be ruined since they will not absorb the at that fixed wavelength.**

### **Application**

**The system gem-adjusting Q switch can effectively cure the mixed pigments by pigment precipitation of extraneous source with pathological pigment change of endogenous source, inclusive of erroneous dark eyebrow-embroidery, lip-embroidery, lip-soak, eye line-embroidery, lip-line, tattoo (inclusive of tattoo by extraneous wounds), pigment precipitation by sensitive source, freckle on female's face (male's), coffee spot, old age spot, black mole, and birthmark in black, blue, purple, brown, red and etc. Opeartion course for different illness case as follows:**

## **Opeartion s**

**Opeartion course required ( cure times) Opeartion course interval**

**Remark (requirements in surgery)**

**eyebrow-embroidery(eyeliner grain) 1 –2 times 30-60 days Eyebrow  
blow, eyeball protection**

**Eyebrow-embroidery ( eyeliner embroidery) 1-3 times 45-60 days  
Eyebrow blow, eyeball protection**

**Lip line (red dyed lip) 1-3 times 15-45 days Use 532 filter**

**Tattoo(caused by extraneous wounds) 1-4 times 30-60 days Blood  
infiltration will be fine on wounds**

**Freckle, age spot 1-4 times 15-30 days Blood infiltration will be fine  
on wounds**

**Birthmark, nevus/mole 3-7 times 45-90 days Must have Blood  
infiltration .**

### **(1) Opeartion for tattoo in eyebrow**

**Customer could not open eyes during Opeartion , operator should  
adjust energy according to depth of tattoo color, hold the handle and  
move it to Opeartion area slowly to make customer feel acceptable in  
mentally. Right now, the speed of flash could be set 3HZ, keep head  
of the handle a two-finger distance to Opeartion area, start  
Opeartion from head of eyebrow to end of eyebrow. It is needed to**

treat again in 5-10 minutes if the color of tattoo re-appear.

## **(2 ) Remove eye line**

The speed of flashes could be set 4-5HZ,adjust the energy of light to minimum energy, keep a one-finger distance between head of handle and Opeartion tment area. Operator should strictly protect customers' eyes with panel for eyelid or medical pledget (panel for eyelid)of 1cm depth.

Opeartion should be started from down eye line, customer should deeply close eyes and keep eyeball up-sight inside. Operator should press the pledget (panel for eyelid) with forefinger and push up eyelid, peel down eyelid with middle finger to bare the eye line, treat it with flashes of 4-5Hz. Then, treat up eye line. Also customer should close eyes and keep eyeball down-sight inside. Operator should press the pledget (panel for eyelid) with middle finger and push eyelid down, push eyelid up with forefinger to bare the eye line, treat it with flashes of 4-5Hz.

## **(3 ) Remove lip line**

The speed of flashes could be set 5Hz,keep a 3/4 finger distance between head of handle and Opeartion area. It is better to remove black, coffee, deep, red and brown lip line with 1064 head at first

time and then, treat again with 532 head.

**Notice: All tattoos in lip should be treated in 6 months after making. OR removal Operation will fail. It should have 45-60 days interval to continue next Operation until remove all.**

#### **(4 ) Remove tattoo**

The speed of flashes could be set 3Hz/5Hz.It is better to use high energy for Operation until Operation area seeps a little blood. It should have 45-90 days interval to continue next Operation until remove all.

#### **(5 ) Remove spot and nevus**

The speed of flashes could be set 3Hz/5Hz.Keep 3-4 fingers distance between head of handle and Operation area. It is better to use high energy for Operation until Operation area seeps a little blood. It is advised to use 1064 head for normal spot and nevus Operation , but for deep color spot and nevus, it is better to use 532 head for Operation . It should have a 15-30days interval to continue next Operation until remove all.

#### **(6 ) Remove birthmark**

The speed of flashes could be set 3Hz/5Hz.It is better to use high

energy for Opeartion until treatOpeartion ment area seeps a little blood. It is advised to use 1064 head for birthmark Opeartion , but for red and deep color birthmark, it is better to use 532 head for Opeartion . It should have 45-90 days interval to continue

### **Specification**

10.4" color touch screen

Cooling condition: wind system+closed circulating+cooling system

type: Q-switch Nd: YAG

With RED target light to aim on the skin

The pulse energy: 0~1000mJ

Pulse width: 6ms

Laser wavelength: 1064nm / 532nm/BD-LS

Recurrence rate: 1, 2, 3, 4, 5, 6Hz

Power input: 110v~220v

Power: 300W

### **Packing Listing**

1 × Main Unit

1 x Handpiece

**2 x Tips (1064nm~532nm),**

**1x BD-LS**

**1 × Water funnel**

**1 × Package box**

**1 × Foot touch**

**1 × Protective goggle**

**1 × Power line (we stock 110V-240V power version and US.UK.UA.EU plugs for the country all of the world)**

**We provide the E manual. if you need read it first,Please contact us.**

## **Features**

**1.Innovative in technology,strict in technical detection,precise in manufacture,stable and effective in performance.**

**2.Special designed cooling system ensures constantly working.**

**3.Micro Computer counts the shoots.**

**4.Portable and aseismatic,convenient for transportation.**

**5.user friendly interface with 10.4" LCD display**

**6.No injury to normal tissue.**

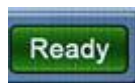
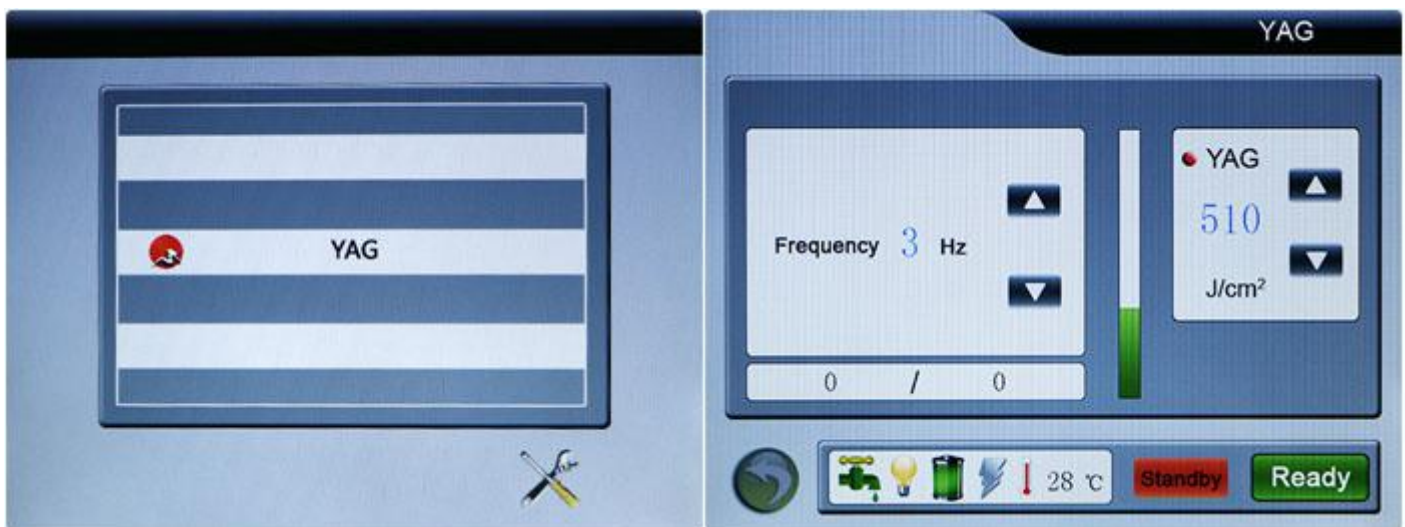
**7.Remove pigmentation without side effects or scar.**

**8.Short Opeartion period with outstanding effect.**

• **Technical Parameters**

Laser type	Q-switched ND:YAG laser
Laser wavelength	532nm,1064nm
Frequency	1-5Hz
Cooling system	Wind cooling+Water cooling+Semiconductor
Light source	220V/110V 50Hz/60Hz

**Operation**



To switch the work status,press down this button



To stop the work status,press down this button



To increase Energy(1-1500J)or Frequency(1-5Hz)



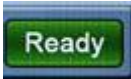
To decrease Energy(1-1500J)or Frequency(1-5Hz)

**Pre-operation**



**Clean skin**

## **Operation Steps**

- 1. Filling water**
- 2. Choose treatment head :1064nm,532nm then fix it in the laser gun**
- 3. Turn on the machine by the key and switch ,adjust the parameters ,point the laser output to the treatment area ,then press  and step on the laser foot switch .Machine start to work ,emitting laser and the display screen start to count .**

**ay attention:** During the treatment ,Patients should be coordinated with operator ,do not move, do not open eyes, or it will damage the eyes. The distance between probes and treatment area is about four fingers (about 12cm),the laser handle should be perpendicular to treatment area Show as following picture:



**4 After the treatment ,you have to release foot switch**



**first ,then press  ,back to  ,when the machine**

**cooling down ,turn off the machine by key switch and laser control  
switch**

**Attention : Do not move and open your eyes when  
taking treatment**

---

## Skin care after treatment

### • Uncomfortable Symptoms in 3-5 days after treatment

- 1.The face will be redness or become swollen, which is a role of heat that will promote collagen regrowth .Pay attention do not never make ice cooling at this time ,just wait for 20-60 minutes, they will be gradually disappeared.
- 2.The skin is very dry, so you have to pay more attention to keep moisture of skin.
3. somepeople will have a little allergic to carbon powder ,you can rub some external medicine.

### • Cosmetic and skin care products

- 1.Do not clean face with too hot water and irritant clean products;
- 2.Choose some moisture lotion and sun protection lotion for skin care;
- 3.Use some moisture essence such as Hyaluronic Acid,B5 for skin repair

### • Daily Life

- 1.Do to go to High temperature places in 3-5 days after treatment ,such as sauna, Hot spring, sunbathing
- 2.Do not smoke, drinking, stay up all night
- 3.Pay more attention when make-up remover.

## Maintenance of machine

- 1.Keep the treatment head clean with cotton bud.
  - 2.Change the water after 10-15 days.
- 

not or the water circulation is good or not.

5.If do not enter into [Ready] to check if cooling water enough or water circulation is good or not.

6.If do not open the machine to check if the power line connect well fuse is good or not emergency switch is open or not.

