



www.mychway.com

HR-AS31

Instructions

Warning

Dear users:

Thanks for choosing our company's product, in order to fully make use of the products, we sincerely suggest follow:

- ◆◆ Please read the instruction in detail and keep it well for further reading and consulting.
- ◆◆ Please follow the instruction to fit and operate the machine correctly.
- ◆◆ Please do not remove and change any accessories of the machine.
- ◆◆ It forbids others to open and remove the mainframe except the authorized people in the company.
- ◆◆ It forbids others to change and maintain the machine except the professional people.
- ◆◆ Please contact us if there is any trouble during operation.

After Sale service

◆ We offer ONE YEAR warranty for main machine, three months for handles. Within warranty period, all exchanges or replacement due to defects are free. (Buyer is responsible for shipping charges).

If the machine is over warranty, please also do not hesitate to contact us. we will assure you of our best service all the time.

◆ How to contact us?

Phone: (+86) 189 -487-55929

Tel: 0755-86368500

Email: sales@mychway.com

www.mychway.com

This product does not belong to medical, please don't use for disease treatment!

1. Product Introduction

Ice beam skin softer is a beauty equipment combining the most popular facial care terms at present, which has a significant clinical effect and has been proven to safely and effectively apply to different skin types and skin complexion.

Applying the most advanced technologies in the field of optical beauty, smart and fast painless hair removal machine could solve two traditional difficult problem of hair removal slowness and pain, it brings revolutionary change in the optical hair removal field, making the customer enjoy easy and comfortable hair removal.

2. Technological Advantages

- Latest technique of mobile light therapy, fast and efficient.
- Latest single pulse technology. Painless, comfortable and relaxed during hair removal
- Latest plug and play butt joint, separate water and electric design, more secure and easy to install.
- Perfect combine of large capacity stainless steel tank and industrial radiator, it provide water cycle cooling system which satisfies customers' continuous treatment demand.
- Nine operating languages suit to different colleagues in different countries.
- Water flow and temperate self- testing system and self-correcting system to guarantee safe operation.

3. Technical Principles

SHR technology: The effective depth penetration of 640nm-1200nm professional wavelength of hair removal can reach to papilla, and continuously shines to ensure the target tissues produce sufficient heat that makes hair follicles and stem cells around them lose activity until hair follicles atrophy and hairs stop growing; latest single pulse technique and sapphire contacting operation head making operation and

cooling work simultaneously, not only have a good long-term effect in hair removal, but also protect normal skin tissues from harm and make customers feel more comfortable during the operation.

SHR core is capable of precise control of each pulse, and the energy of each pulse is no attenuation effect on our skin, it is precisely because this will form a perfect pulse energy, eliminate the first pulse E light IPL high energy peaks, one by one sub-pulse energy attenuation of the drawbacks of this technology, which makes the SHR had a special effect in the treatment of a significant improvement of the above, especially in the cream, hair removal, skin rejuvenation aspect. More Good improve skin texture, reduce the role of pores, skin rejuvenation technology is therefore a real sense, more important is the safety of the treatment is greatly improved, to avoid the kinds of IPL treatment often occur past skin burns, etc. side effects. The real pulse energy to the whole issue of uniform output steady, full intelligent control software, set pulsed light rejuvenation, pigmented lesions, vascular therapy in one, once SHR therapeutic effect equivalent to 2-3 times the conventional art therapy. Sapphire cooling technology, greatly improving the safety and effectiveness of treatment. This is the fourth generation of IPL technology through full breakthrough. Square wave technology that is perfectly controlled SHR intense pulsed light technology, is the latest generation of pulse technology.

4. Range of application

- Hair removal: permanent hair removal, hairs through whole body(hairs in growing period, including tiny hairs with light color
- Freckle removing: removing freckles, chloasma, sunburn, age spots, acne marks and facial blemishes
- Skin Rejuvenation: improving large pores, rough skin, tiny wrinkles, and restoring skin elasticity.
- Telangiectasia treatment: redness, facial flush.
- Improving dull complexion to whiten and uniform skin

- Specifically eliminating red, brown, suntan and other colored tattoos.
- Effectively wiping out all kinds of eyebrow, embroider eyebrow, tattoos, eyeliner and lip liner.
- Treating pigmented skin lesions and mixed hyperpigmentation such as age spots, birthmarks, ota nevus, moles and so on.

5. Technical parameter

Illuminance Area: 15*50mm

Wavelength: 430/480/530/560/640-1200nm

Adjustable pulse width: 0.1-20ms

SHR Frequency: 1-10Hz

Total Power: 2000W

Voltage: AC220V / AC110V Alternative

Display Screen: 8.0- inch color touch screen

Cooling system: Water cooling + semiconductor refrigeration, air cooling

6. Package list

Main machine x 1

OPT handle x 1

Filter x 5

Handle holder x 1


Power line x 1

Keys x 2


Water funnel x 1

Goggles x 2 (one for customer, one for operator)

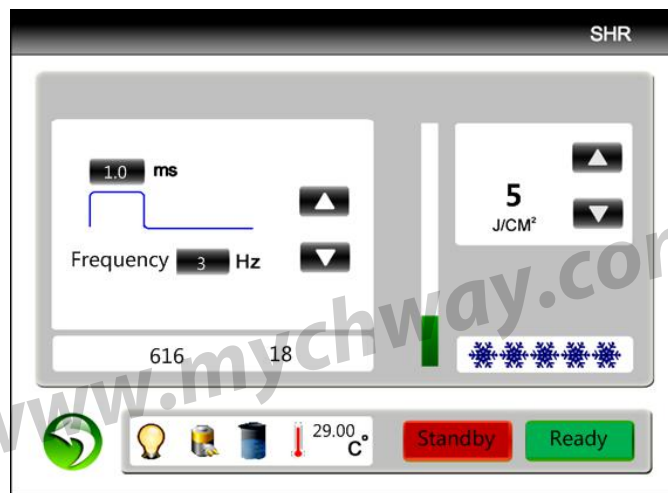
7. Installation and debugging

<p>Step One: Hand-tool installation</p>	<p>1 Pick out rack screws and install SHR racks</p> <p>2 Contact handpiece in handpiece interface tightly and appropriately and put handpiece on its holder.</p> <div data-bbox="496 434 903 636" style="border: 1px solid black; padding: 5px; margin: 10px 0;"> <p>Ensure the below and above blue buttons pop-up and the snap joint is tight and appropriate when connecting a handpiece, otherwise it will be easy to cause inefficient flow that will burn out hand tool.</p> </div> 	<p>Key Step</p>
<p>Step Two : Apparatus Injection</p>	<p>1、 Screw off the sealing cap of injection hole and overflow hole.</p> <p>2 、 Screw water-injected Funnel in injection hole and inject water(pure water or medical distilled water)in machine, until water flows from the overflow hole.</p> <p>3、 Screwed on the sealing cap after injection is completed, and screw tightly the sealing cap of overflow hole while injection hole is not used.</p>	<p>Key Step</p>
<p>Step Three : Apparatus Debugging</p>	<p>1、 and ensure the waterway and circuit is connected accurately, then plug in the power line, turn on power switch behind the backboard and start up on the condition that joints do not leak.</p> <p>2、 Clockwise screw the sudden button and clockwise to unscrew the key switch and start the apparatus.</p>	<p>Key Step</p>

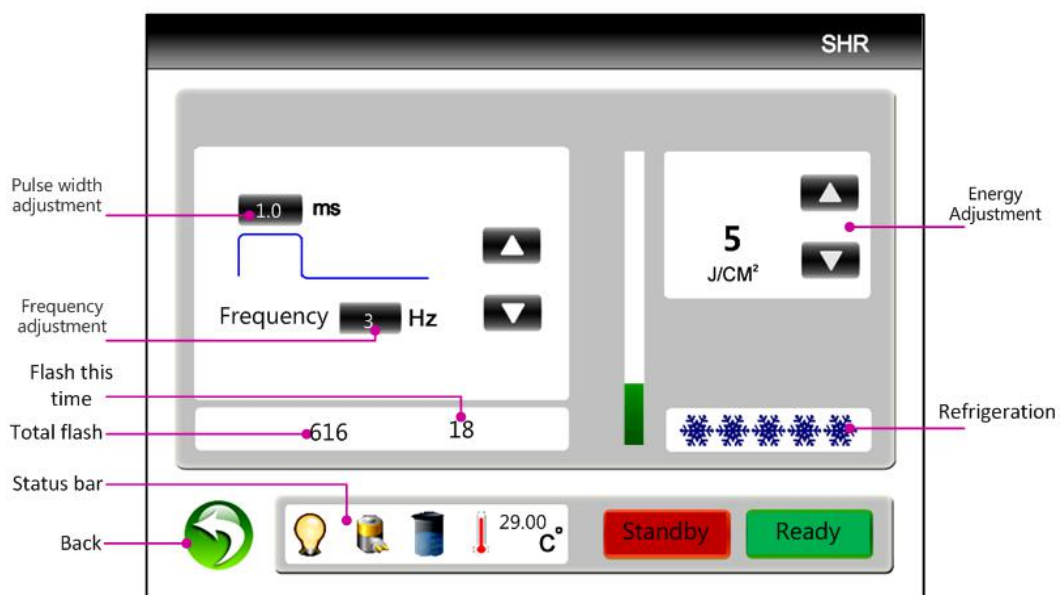
8. Operation



Click SHR into operation interface of SHR



Introduction to operation of SHR




Total flash: It refers to the total number of times of flashing.

Flash this time: It refers to the number of times that the machine flash this time.


Status bar: It shows the stage of light, stage of charging, stage of water level and stage of water temperature.

Back: Click the button to back to the operation interface.

Refrigeration: Click the button to adjust physical therapy temperature. It totally has ten gears. The more the blue snow is, the lower the temperature is. No snows means refrigeration is closed.

Ready: Click  to start the machine. And press the handle into the lighting stage.

standby: Click  to stop the machine.

9.3 Click  into background set:



- Click Language to choose language
- The keys Setting and Update are not allowed to click if you are not the engineer.

9. General knowledge of operation

Taboo crowd

- Cardiac patients and hypertensive patients
- Pregnancy and epileptic patients
- Hypertensive patients and diabetics

- Light sensitiveness customer
- Customers who work long time in bright light and whose skin was sunburnt recently
- Customers who have changed skin recently
- Customers who are taking medicine like antioxidant and hormone

Preparation for physical therapy

- ①、 Consult before operation and fill in files
- ②、 Preparation: Prepare cold-set gels, scraper and safety glasses and preheat equipment
- ③、 Operation procedure: Remove makeup—clean the face—scrap extra hairs—smear cold-set gels—facula test—physical therapy operation—cold compress—moisturizing—smear repair products

Announcements during physiotherapy

- ① Providing the clients with strict and effective eye protection(such as gauze and protective goggles)
- ② During operation, the use of gel is suggested to be 2 to 3mm and for the bareheads, the gel could form the perfect suction with the skin. Avoid pressing heavily or being dangling.
- ③ Slight discomfortable stinging and mild fever within the tolerant range is normal phenomenon.
- ④ The energy parameters are successively regulated for 2 to 3 according to the personal acceptability and cutaneous reaction. After operation, skin redness, exothermic reaction and slight stinging are normal phenomena and could be reduced by applying cold compress with 30 minutes. Pigment would be decomposed and extracted to the top layer of skin after cooling.
- ⑤ Clients with redness must carry out the first operation on the affected area with energy parameter at 15 to 18J/cm². 5 minutes later, repeat the operation with energy

parameter at around 25J/cm². This process could repair cuticle cells and alleviate red blood symptoms. After the operation, the symptom of red blood might be more serious and would be alleviated after 10 days.

⑥ A few minutes after physiotherapy, skin with freckle and pigmented naevus may have hyperpigmentation phenomenon for pigment have been extracted to the surface of skin. The symptoms of freckle and pigmented naevus would be alleviated and disappeared along with the metabolism after 3 to 7 days.

⑦ After physiotherapy, there would be a painful burning and stinging sensation on the skin. The skin might turn red slightly and the symptoms would disappear in half an hour(the symptoms may last for 1 or 2 hours for special individuals, esp.those with sensitive skin); within few couple days, there will be itching feeling which is a normal reaction to metabolism and can be relieved by moisturizing.

Announcements during physiotherapy

① Cooling, cold compress, cold spray and natural cooling are available.

② Moisturizing, it is suggested to apply hydrating masque for 7 days and avoid having sauna or steam. Can only clean face with cold water for 10 days.

③ Anti-sunburn, the use of sunscreen of SPF 20+ and without foundation is necessary. Protect the surgical spot from the sunlight and use sun-resistant products, such as sunshade when going out.

④ Do not take any irritative food like spice or seafood for a week after operation. Photosensitive food such as celery and parsley are forbidden. Do not take too much food with high pigment content and avoid alcohol and tobacco.

⑤ Cosmetics with certain effectiveness and hormone are banned during the treatment.

⑥ The interval period between two physiotherapies is about 28 to 45 days, and the interval of hair removal is 2 months.

10. Precautions

A. Safe handling

This equipment is composed of accurate spare parts, so it is better to avoid removing it for long distance. The water in the equipment must be evacuated and all water holes should be blocked before transportation. Anti-oscillation device provided by the original factory can and only can be used during delivery, or it may cause disorder in the optical system and influence the energy output.

B. Electrical safety

When operating the equipment, it would generate high voltage. Even if the power is off, the high voltage devices are still full of danger. It is risky to open up the case arbitrarily.

C. Operation safety

- ① Must fill the case with purified or distilled water, otherwise the special parts would be burnt down.
- ② Must check both the electricity and water circuits and keep eye on the security of the circuits during the whole process.
- ③ Must not look directly at the strong light emitted by the front-end export of the skinhead hands.
- ④ Avoid placing any reflective materials in therapeutic room, such as watch, mirror, jewel and so on.
- ⑤ Keep the optical system clean and assure that the cooling gel would not pollute the system.

11. After-sale maintenance and services

The main engine of the equipment is guaranteed for 12 months (the invoice is needed). Maintenance-free for equipment failure (non-artificial) within guarantee period. The company could provide maintenance service for products that are beyond guarantee period, but with charge for the installation kits and consumables (the freight is also assumed by the clients). If there are necessities for supplement materials or purchasing information, please contact with us.

The following equipment failures caused by the clients are excluded from maintenance-free range:

- ① Any consequences resulting from unauthorized tampering and refitting with the products.
- ② Any consequences resulting from using skinhead hands offered by other companies.
- ③ Any consequences resulting from misusing, beating and dropping.
- ④ Any consequences resulting from insufficient good maintenance.
- ⑤ Any consequences resulting from disobeying the operation instruction.

www.mychway.com