

## 2in1 Microcurrent BIO Slim Breast Enhancement Massage Lymphatic Detox



### Function

1. The vacuum pump can absorb fat particle and liquid, and then make them enter breast tissue and cells, leave breast more developed.
2. Detoxification and purify lymphatic system, refine skin pore, re-build skin, improve micro-circulation, enhance collagen elasticity, lift drooping muscle, resist wrinkle, activate skin, remove eye bag and double jaw, eliminate wrinkle and telangiectasis, and treat sub-health.
3. Stimulate pituitary to product hormone, enhance muscle tissue elasticity and fiber, resume breast elasticity and softness, lift and develop breast, improve breast shape, leave improve suck nipple, stabilize operation effect.

4. Expedite fatty acid transformation, safely and effectively remove excessive fat, reduce weight, slim up body, eliminate excessive fat on belly, improve leg shape, firm up skin, it can applied for scrub, point percussion operation, lymphatic detoxification, treat cellulites, improve buttocks to realize perfect body contour.

## Operation

1. Plug in power cord.

1. Connect Electrodes to Electrode output, attach the Electrodes to the body of the clients according to the diagrams below. (**Attention: Checking the intensity of microcurrent is in minimum to avoid electric shock**)

2. Press , turning on Microcurrent function

3. Selecting the Frequency ,by pressing speed /select button




manually , 5-7 seconds per period is recommended ;You can also select



auto Function

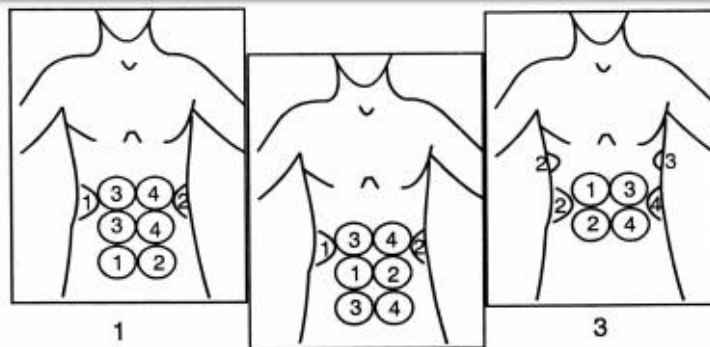
4. Adjust each output intensity knob  according client' s comfort



5. Time Adjust  to Schedule the working time

After treatment, adjust each output intensity knob back to minimum.

Suggest electrodes position for certain

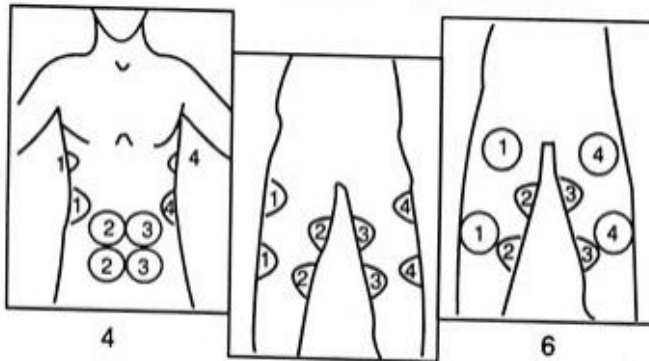


1

2  
(3)

3

1. Stomach excess fat.
2. Downward stomach.
3. Waist excess fat, Spread out & Downward waist.



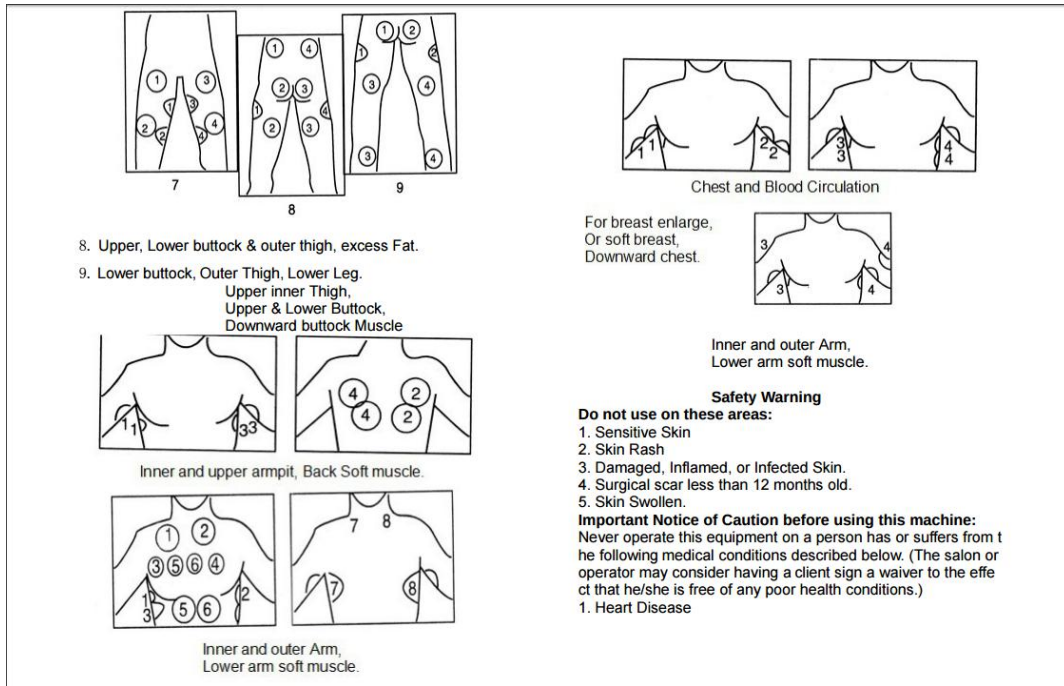
4

5

6

4. Waist side, Lower stomach, Spread out waist.
5. Inner thigh, Outer thigh, Soft Muscle.
6. Front thigh & inner, excess Fat & soft muscle

**treatment** 7. Upper Thigh, Inner thigh, Upper knee.



## Vacuum Function



1. Knob control Frequency of suction and release
2. Button switch for Frequency of suck and release
3. Suction intensity Adjustable knob
4. Start/Stop Switch
5. Vacuum output

### Operation Instruction

#### A. Suck Continuously

1. White tube Connect with Cup(optional) and vacuum output ;



2. Switch on Vacuum function by pressing



3. Adjust the intensity

## B.Optional Function :suck and release



1. , switch on the the function of sucking and releasing



2. ,adjust the frequency of sucking and releasing

## Package Listing

1 x Main Machine

10 x Pairs slimming patches

3 x Pairs breast cups

1 x Power Supply Cord ( Both 110v and 220v voltage (frequency: 50/60Hz) version are available.

Also we stock the USA, UK, AU, EU plug to suit for the country all over the world.

## Caution

**1. Keep the machine level to avoid shaking and collision.**

**2. Turn off the power and pull out plug when clean the machine.**

**3. People with serious heart disease, diabetes mellitus and hepatitis are not suitable for treatment with**

the

machine.

4. Women during menstruation and pregnancy are not suitable for treatment.
5. Scrub time should be controlled within 30 minutes with appropriate strength that customers feel comfortable.
6. Don't apply the machine half hour before or after meals, people with empty stomach, fatigue; insufficient sleeping and weak health are not suitable for treatment.
7. People with and blood productivity and spontaneous hemorrhage are not suitable for treatment, including hemophilia, purpuric disease and leukemia.
8. People with serious skin allergic symptoms or acariasis are not suitable for treatment.
9. People with malignant skin tumor or partial skin cancer, fracture, varicosity, partial skin elasticity loss are not suitable for treatment. People in drunk, thirsty or hungry situation should pay special attention.
10. Wash filter regularly to ensure the machine effect and lifetime.
11. When pairing with essential oil, don't apply too much essential oil or cosmetics to avoid damage the machine.
12. After application of the machine, turn the air pressure to the lowest point.
13. Don't apply lymphatic detoxifying treatment when you are annoyed with lymphadenitis.
14. Patients with myocardial infarction, phlebitis deprecation and intravenous tumor are not suitable for treatment.
15. Don't apply the treatment within three weeks after surgery for hyperthyroidism, pregnant women.
16. Patient with serious heart disease, diabetes mellitus and hepatitis are not suitable for scrub treatment.
17. Women during menstruation are not suitable for scrub treatment. Pregnant women can have light scrub treatment to promote blood circulation
18. The scrub time shall not be too long, about half hour is ok with appropriate strength that customers feel comfortable.
19. Don't apply the treatment half hour before or after meals, people with empty stomach, fatigue; insufficient sleeping and weak health are not suitable for scrub treatment.
20. After scrub treatment, have a glass of warm water after test for a while, and then have warm bath to enhance the effect.
21. You would feel a little bit aching one or two days after scrub treatment that is normal and would automatically disappear.

