



熱瑪吉

Face Change

Instructions

[CONTENTS]

Beauty Tips And Product Types	03	
Safety Precautions	04	
Product Structure	05	
Product Features	06	
Product Efficacy	07	
Method Of Use	08	
Fast Nursing Manipulation	09	
Commonly Used Nursing Manipulation	10	
Beauty Of Head Replacement	Charge The Battery	14
Product Specifications	Cleaning And Maintenance	15

Beauty tips

熱瑪吉 (thermage) Also called plastic beautiful is the only item can through a treatment that is significant lifting, firming, wrinkle effect, non invasive tissue tightening and shaping beauty technology, no operation, no injection, to avoid the "pain of cutting one's body", high efficiency and safety, as do as you go, process easy, no need of special nursing after operation, does not affect the work and life.

Main efficacy theory:

Germagi as the representative of non operation except knit beauty technology, Germagi in a one-off firming skin needs, quickly swept Europe and the United states. Then login China Hongkong Taiwan area, and in Hongkong socialite star circle caused the fanatical pursuit, become beauty methods, the stars beautiful young ladies are.

Mechanism of action:

1, emergency response: the formation of focal plane through the RF electric field in the skin, the depth of about 2.6~3mm, the strong impact of dermal tissue, stimulated capillary mistakenly think that tissue injury healing, send the help signal, will produce a large number of collagen to repair, collagen molecules gradually combined into orderly arrangement of the collagen, so as to achieve wrinkle firming effect.

2, the ionizing penetration: RF electric field can change the cell membrane section point distribution, influence the cell membrane around the electron and ion concentration, cell membrane permeability and thus improve, through depolymerization of the RF electric field, water ion channels to open the cell membrane, strengthen the intercellular permeability. At the same time in the electromagnetic wave force action, the epidermis was ionized water and nutrients can easily penetrate to the dermis.

3, fat melting reaction: the RF electric field acting on the skin, subcutaneous fat, heating and dermal tissue heating 8: 1. Adipose tissue to absorb energy by softening, shrinkage, decomposition, make skin firm and elastic.

The 3 advantage of removing wrinkles;

The relaxation of the skin, can effectively tighten the skin;

Make the skin more flexible, more delicate;

Long term to keep skin young state;

Symptoms mainly for the comprehensive department skin sagging, wrinkles too much skin aging, rough, reshape the face curve, effectively improve the eye region and neck tissue relaxation, ptosis.

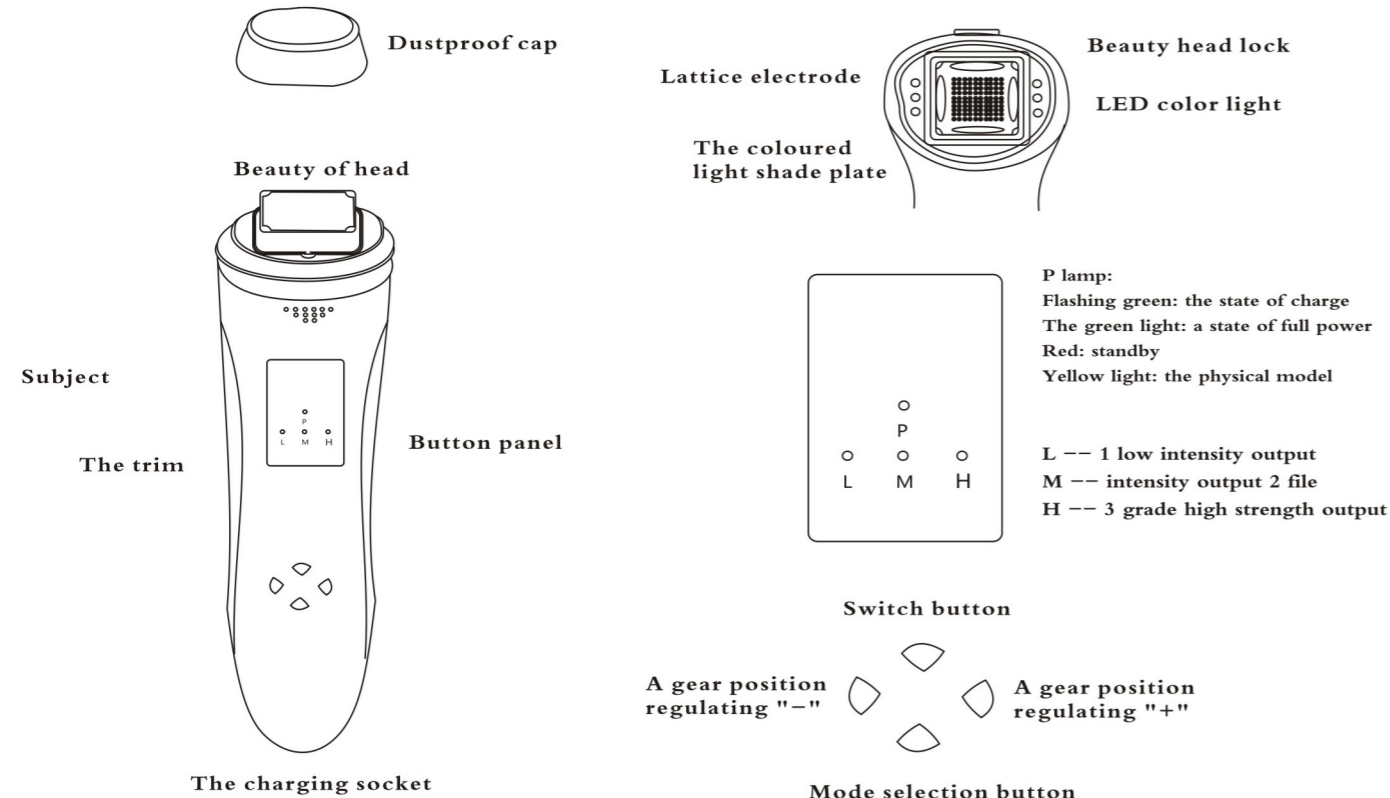
Safety Precautions

The instrument is the special instrument health beauty skin care, please don't use for the beauty outside. Please observe the frequency of use and operation manual, the initial use or sensitive skin please shortentime. When the body is abnormal, please stop using

Note before using

- 1, if the range of treatment in the last half year with injection of hyaluronic acid, collagen, does not recommend the use of.
- 2, if the range of treatment layer injection of artificial fillers, please avoid the site.
- 3, have heart disease, device with a pacemaker and pregnant women should not use.
- 4, the treatment on the body when wearing any metal items prohibited.
- 5, on the day of treatment do not make-up, or to clean the face before treatment.

Product Structure



Product Features

- ★ 144 dot matrix electrode beauty head, high efficiency deep skin repair, administer thoroughly, completely solve the trouble and regret your!
- ★ Lattice electrode beauty head any replacement design, avoid cross use, more health.
- ★ A saturated power (battery), can be 1 to 2 hours of continuous use, 360 degrees without the restriction of the use of space.
- ★ Beautiful mini light, portable, meet the care needs you whenever and wherever possible.
- ★ Intelligent output detection (Beauty head skin contact output can open automatically) is safe and energy-saving.
- ★ In three, high, low intensity output mode, suitable for all kinds of people and the skin.
- ★ Intelligent low voltage alarm, charging, saturated tips highlight human function

Product Efficacy

The advantage of removing wrinkles



Make the skin more flexible, more delicate

The relaxation of the skin, can effectively tighten the skin

Long term to keep skin young state

No1: a treatment, time-saving. A year only to wrinkle, molding, tender skin and other effects through a treatment can, for the busy, not careful.

No2: exclusive probe, luxury jingui. Probe all plastic is used to record the parameters for the beauty of the skin, the probe is properly preserved, as the next.

No3: high frequency, maximum effect. Energy transfer of high frequency and high energy of a treatment effect of seven or eight times compared to other instruments.

No4: precise positioning, balanced and comprehensive. Exclusive use of cellular drug stickers, accurate positioning of emission wavelength for balanced energy, to prevent the omission, energy inequality condition.

No5: non invasive, safe without side effects.

No6: alternating hot and cold, double the consolidation. Equipped with cooling system, calm the skin.

No7: long lasting compact, retaining the effect of up to 10 years.

No8: done with the go, does not affect the work. The treatment time is short, about 40 minutes to complete treatment, and no postoperative recovery period. Symptoms mainly for the comprehensive department skin sagging, wrinkles too much skin aging, rough, reshape the face curve, effectively improve the eye region and neck tissue relaxation, ptosis.

Include.

1, facial rejuvenation wrinkle: deep wrinkles, folds, forehead lines, nasolabial lift, lip wrinkles, forehead wrinkles, skin, firming neck to eliminate double chin, thinFace;

2, treatment of acne removing acne scars;

3, eye wrinkles: the eye lines, eye wrinkles, bags under the eyes, eye week skin tightening;

4, systemic anti-aging: back tightening repair type, chest, waist shape adjustment,

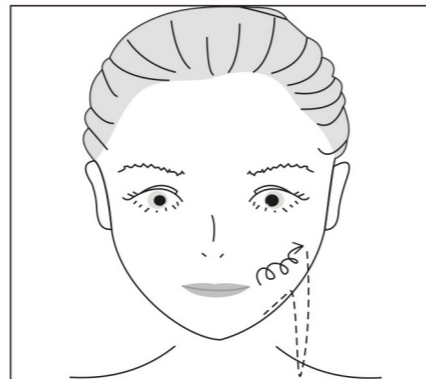
Commonly Used Nursing Manipulation

- 1, clean and care and maintenance parts
- 2, take out appropriate amount of nursing liquid, apply on the face, neck and other parts for nursing.
- 3, press the instrument switch button, (ON/OFF), open the equipment.
- 4, press the mode button choice for their.
- 5, in view of the different parts of the nursing, nursing techniques corresponding nursing.
- 6, care is completed, press the button switch, turn off the instrument.

The nursing process will feel a slight tingling skin fever or; site users in the use of a sense of The skin has a slight redness, this phenomenon is usually disappear within a few minutes after use, if the user Skin feel abnormal heating is in use, it is recommended to stop using and let the skin cooling.

Fast Nursing Manipulation

In need of repair, wrinkle, scar spot and other key parts -- rapid repair The beauty head close to the repair site for a moment (recommended: low mode for about 10 seconds, 5 seconds of mid-range, high-end 1 seconds; retention has been a long time can cause burns to the skin), and then moved to the "regional" not to repeat the action, this process as in the skin "stamp", until finish the whole nursing position.

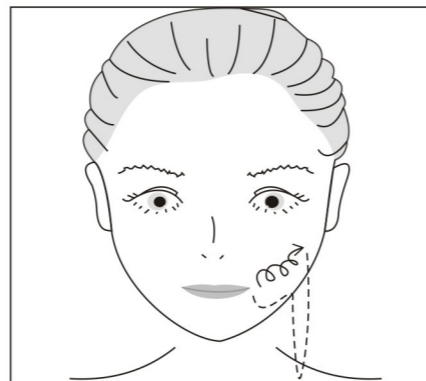


Special tips: to avoid the eye area, around the eyes Resist pattern skin delicate care of select

Into the deep

Nursing care of essence, deep into the Introduction

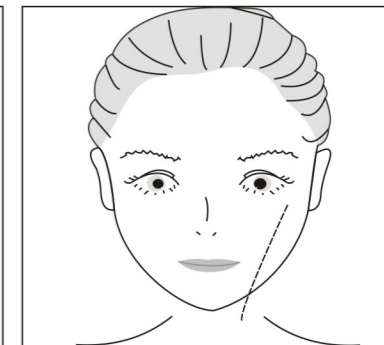
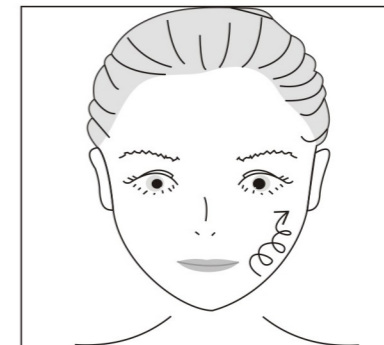
The head is coated with beauty care site nursing fluid, Shun The skin texture and hit a circle to mobile, then in the process of moving beauty Head keep fit with the skin, moderate intensity.



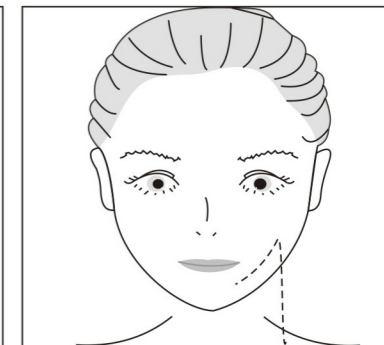
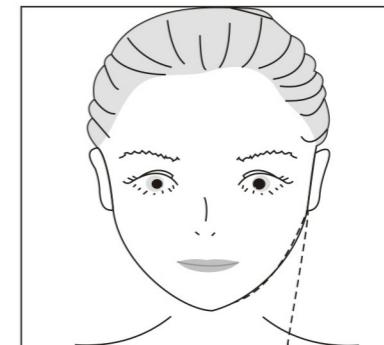
Method Of Use

One glow of ruddy complexion, sparsely lymph (wake - dredging lymph, increased detoxification and water)

The beauty head to cling to the clavicle in artery position, hard to Outside To hit a circle to the ear; then effectively along the artery to drop down to the The starting point (clavicle close to the big artery position), repeated several times throughout the movement.



Two, to remove the double chin, neck grain (to a double chin, dodge the neck grain) The beauty head close to the double chin, forced back to the ear, Then the ear down to the clavicle to large artery position; and In the opposite direction, clavicle gently pulled up into the jawbone, then forward Pull the chin position, repeated several times throughout the movement.

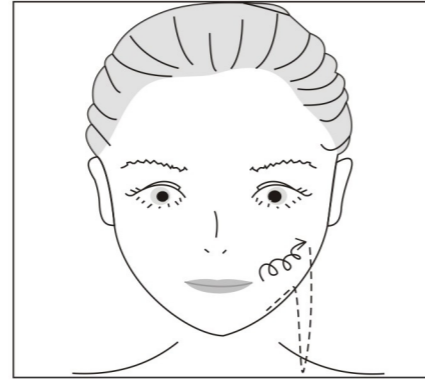


Commonly Used Nursing Manipulation

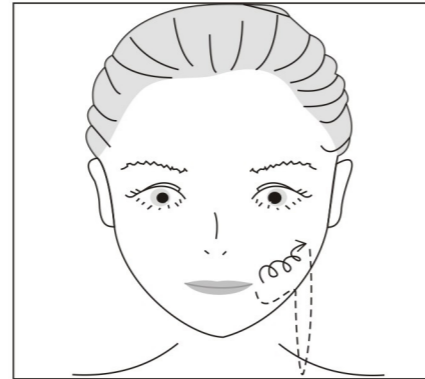
Three, V face shaping

(V profile – rebuilding beautiful)

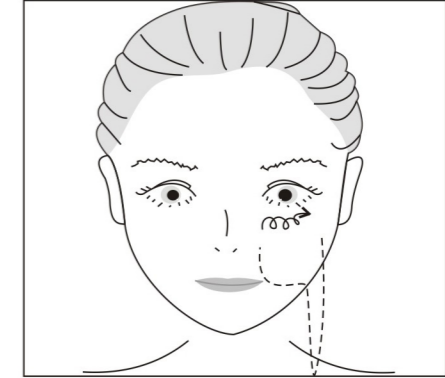
The beauty head close to the chin, with a circle to the ear side, then along the ear pull back to the ear, to the clavicle from ear down; and then in the opposite direction, clavicle gently pulled up into the jawbone, then pulled forward to the chin position, repeated several times throughout the movement.



The beauty head close to the corners of the mouth, forced outward circular motion to the ear, the ear to pull back to the ear, the ear to the clavicle downwards, and then in the opposite direction from the clavicle, gently pull to move back to the jaw, mouth position, repeated several times throughout the movement.



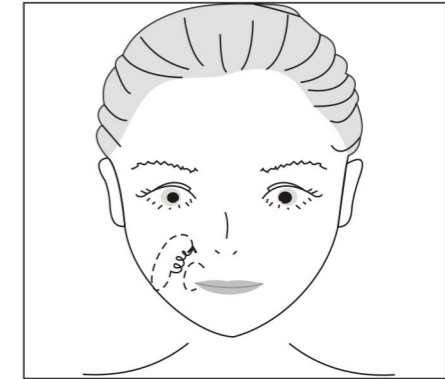
The beauty head close to the jawbone, forced outward circular motion to the ear, ear to ear along the back, from the ears down to the clavicle; and then in the opposite direction from the clavicle, gently pull to the jawbone, then forward the pull back to the jaw position, repeated several times throughout the movement.



Four, remove the nasolabial folds back youth
(— promote collagen regeneration, increase elasticity, reduce wrinkles)

The beauty head to cling to the chin, to draw the C word, push on acupoints by people; people in position, the method is Alexandrine painting C word hard, light to the chin, repeated several times throughout the movement.

The beauty head to cling to the mouth next to the nasolabial folds position, forced outward circular motion to the nasolabial folds (near top nose), and then gently down to the mouth next law grain position, repeated several times throughout the movement.

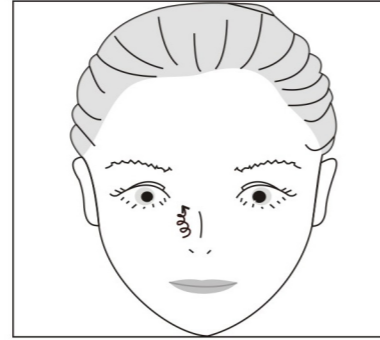


Beauty of head

Five, nose pores

(-- promoting collagen regeneration, increase the elasticity of skin pores)

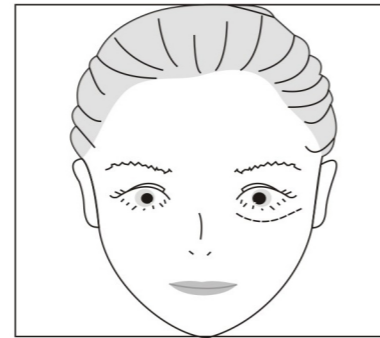
The beauty head to cling to the nose, forced outward to hit a circle to the bridge of the nose, repeated several times throughout the movement.



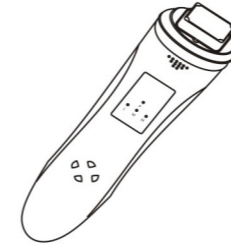
Six, dispel pouch and black rim of the eye, eye lines

(-- to eliminate bags under the eyes, eye wrinkles and dark circles)

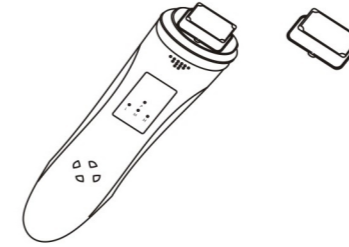
The head close to the beauty bags under the eyes location, away from the eyes of about 1 cm, pull to the temples, repeated several times throughout the movement.



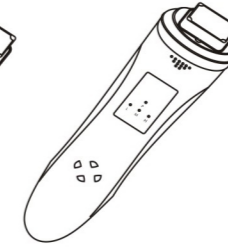
Press the beauty head lock



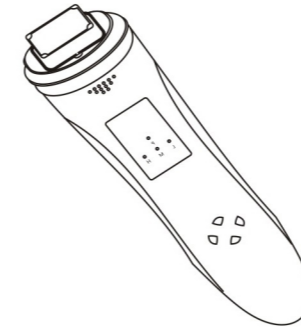
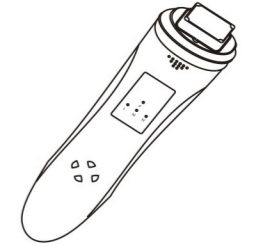
Remove the beauty head



Alignment hole



Buckle inward beauty head



Plug



Product specifications

Power Output	AC100-240V
Power Output	AC:9V1A
Power	5w
Size	162X43X42mm
Weight	150g

Cleaning And Maintenance

- ★ After each use, wipe the body with cosmetic cotton or wet towel, do not wash or soak cleaning.
- ★ Beauty and use cotton dipped in pure water or special alcohol (70% ethylene propylene), parallel to wipe the beauty head.
- ★ Do not use sharp objects or metal cleaning cosmetic head, so as not to damage the electric lattice.
- ★ If the use of hair gel, please remove the whole beauty beauty head cleaning head.
- ★ After the use of the body in a cool dry environment.
- ★ Please charge it in time, let the battery power in adequate.